★ 2012-2013 COLUMBUS BLUE JACKETS ★

SEASON IN REVIEW GUIDE

2012-13 COLUMBUS BLUE JACKETS SEASON IN REVIEW GUIDE

The 2012-13 Columbus Blue Jackets Season in Review Guide was produced by the club's Communications Department. We hope that you will find it helpful in your continued coverage of our hockey club. Should you have any questions or need assistance in any way, please feel free to contact one of us at any time. We appreciate your coverage of Blue Jackets hockey.

Todd Sharrock, VP of Communications & Team Services*	**(614) 246-4157**	**tsharrock@BlueJackets.com**	**@ToddSharrock**
Karen Davis, Director of Communications	**(614) 246-4310**	**kdavis@BlueJackets.com**	**@kldhockey**
Richard Bowness, Manager of Communications*	**(614) 246-0288**	**rbowness@BlueJackets.com**	**@RickBownessJr**

*primary hockey communications contacts

TABLE OF CONTENTS

Table of Contents/PR Contact Information 1

HOCKEY OPERATIONS
Club Directory 2
Hockey Operations – John Davidson/Jarmo Kekalainen 3
Hockey Operations – Craig Patrick/Chris MacFarland 4
Coaching Staff – Todd Richards/Craig Hartsburg 5
Coaching Staff – Keith Action/Dan Hinote/Ian Clark 6
Coaching Staff – Kevin Collins/Dan Singleton/Chris Clark 7

2012-13 SEASON NOTES AND STATISTICS
Season Team Notes 8-11
Season Player Notes 11-12
Final Player Statistics 13
Even Strength/Power Play/Shorthanded/Home/Road 14
Statistical Leaders 15
Time On Ice/Face-Off Report 16
Statistical Breakdown 17-18
Season Highs and Lows 19-20
Season Transactions 21
Injury Report 22
Game-by-Game Results 23
Home and Road Game-by-Game Results 24
Game-by-Game Goals, Shots, Penalty Breakdown 25
vs. Anahaim Ducks 26
vs. Calgary Flames 27
vs. Chicago Blackhawks 28
vs. Colorado Avalanche 29
vs. Dallas Stars 30
vs. Detroit Red Wings 31
vs. Edmonton Oilers 32
vs. Los Angeles Kings 33
vs. Minnesota Wild 34
vs. Nashville Predators 35
vs. Phoenix Coyotes 36
vs. St. Louis Blues 37
vs. San Jose Sharks 38
vs. Vancouver Canucks 39

THE PLAYERS
2012-13 Final Roster/How They Were Built 40
2012-13 Roster Facts & Figures 41
Player Profiles – Anisimov/Atkinson/Aucoin 42-47
Player Profiles – Bobrovsky/Boll/Calvert 48-53
Player Profiles – Comeau/Dubinsky/Erixon 54-59
Player Profiles – Foligno/Gaborik/Gillies 60-65
Player Profiles – Johansen/Johnson/Leighton 66-71
Player Profiles – Letestu/MacKenzie/Nikitin 72-77
Player Profiles – Prospal/Prout/Tyutin 78-83
Player Profiles – Umberger/Wisniewski 84-87
CBJ Prospects Report 88
2012-13 Springfield Falcons/AHL Final Statistics 89
2012-13 Evansville Icemen/ECHL Final Statistics 90

BLUE JACKETS RECORD BOOK
All-Time Statistics/Season-by-Season Totals 91-92
20-Goal Seasons/Hat Tricks 93
Extra Attacker Goals/Penalty Shots 94-95
Shutouts/Overtime/Shootout Report 96-101
Records by Season 102-104
Individual Leaders by Season 105-106
Top Single Seasons 107-108
Career Leaders 109-110
Team Records 111-114
Individual Player Records 115

NATIONAL HOCKEY LEAGUE
2012-13 Standings & Team Records 116-119
2012-13 Individual Leaders/Streaks/Hat Tricks 119-122
2012-13 Rookie Leaders 123-124
2012-13 Goaltending Record & Leaders 124-126
2012-13 Special Teams Rankings 126-127
2012-13 Team Streaks/Penalty Minutes 128-129
2012-13 Overtime Report 129-130
2012-13 Penalty Shot Summary 130-131
2012-13 NHL Club Individual Statistics 132-146
2012-13 Traded Players 147-149

COLUMBUS BLUE JACKETS HOCKEY CLUB
200 W. Nationwide Boulevard, Columbus, Ohio 43215
Phone: (614) 246-4625, Tickets: (800) NHL-COLS

Copyright © 2013 Columbus Blue Jackets Hockey Club

WWW.BLUEJACKETS.COM

COLUMBUS BLUE JACKETS CLUB DIRECTORY

Ownership/Senior Management
Majority Owner/Governor: John P. McConnell
President/Alternate Governor: Mike Priest
President, Hockey Operations/Alternate Governor: John Davidson

Executive Staff – Business Operations
Executive Vice President, Business Operations: Larry Hoepfner
Senior Vice President/General Counsel: Greg Kirstein
Senior Vice President/Chief Marketing Officer: John Browne
Chief Financial Officer: T.J. LaMendola
Vice President, Digital Marketing & Media: Marc Gregory
Vice President, Communications & Team Services: Todd Sharrock
Vice President, Marketing: J.D. Kershaw
Vice President, Corporate Development: A.J. Poole
Vice President, Community Rel./Exec. Dir. CBJ Foundation: Jen Bowden
Vice President, Ticket Sales & Service: Joe Andrade

Hockey Operations
General Manager: Jarmo Kekalainen
Assistant General Manager: Chris MacFarland
Senior Advisor, Hockey Operations: Craig Patrick
Directors of Amateur Scouting: Tyler Wright, Paul Castron
Assistant to the General Manager: Josh Flynn
Director of Video Scouting: Bryan Stewart
Amateur Scouts: Andrew Dickson, Greg Drechsel, John Hill, Rob Riley, Andy Schneider
Pro Scouts: Peter Dineen, Sam McMaster
Regional Scouts: Niklas Evertsson, Basil McRae, Milan Tichy
Amateur Video Scout: Scott Harris
Hockey Operations: John McConnell II
Head Athletic Trainer: Mike Vogt
Assistant Athletic Trainers: Nates Goto, Chris Strickland
Equipment Manager: Tim LeRoy
Assistant Equipment Manager: Jamie Healy
Equipment Assistant: Jason Stypinski
Executive Administrative Assistant: Christina Gest

Coaching Staff
Head Coach: Todd Richards
Associate Coach: Craig Hartsburg
Assistant Coaches: Keith Acton, Dan Hinote
Goaltending Coach: Ian Clark
Strength & Conditioning Coach: Kevin Collins
Video Assistant Coach: Dan Singleton
Development Coach: Chris Clark

Corporate Development & Premium Seating
Director of Premium Sales and Service: Marcus Lyons
Director of Corporate Development Services: Craig Smith
Director of Corporate Development: Ryan Shirk
Partnership Account Specialists: Josh Hafer, Amber Ribarchak, Janny Lavery, Molly Taylor
Corporate Development Account Executives: Evan Ashton, Sean Siebenkittel, Ashley Smith
Corporate Development Sales Coordinator: Doug Vinci
Premium Seating Account Executive: Carson Barnes
Premium Seating Specialist: Christina Leonard

Communications & Team Services
Director of Communications: Karen Davis
Manager of Communications: Richard Bowness
Manager of Team Services: Julie Gamble

Community Relations
Manager of Mascot Services: Jason Zumpano
Manager, Columbus Blue Jackets Foundation: Alison Pegg
Manager. Community Relations: Colleen Cheek
Coordinator, Community Relations & Foundation: Katie Massey

Game Operations and Event Presentation
Director of Game Operations/Event Presentation: Derek Dawley
Manager of Event Presentation: Lynn Truitt
Senior Production Manager: Jeff Coltoniak
Senior Editor/Producer: David Traube
Broadcast Engineer: Rick Shepherd

Marketing & Fan Development
Director of CRM & Analytics: Jeff Eldersveld
Manager of Marketing: Jim Riley
Partnership Activation Manager: Becky Magaw
Manager of Fan Development: Joel Siegman
Digital Marketing Manager: Marcus Stephenson
Fan Development/Marketing Coordinator: Mason Fisher
CRM Coordinator: Alexander Karp
Digital Producer: Will Maetzold
Digital Content & Community Manager: Rob Mixer
Senior Graphic Designer: Jason Duignan
Graphic Designer: Anthony Zych

Human Resources and Legal
Director of Human Resources: Cheryl Sparks
Human Resources Assistant: Ryan Leitenberger
Payroll Manager: Christine Parthemore
Staff Counsel: Pete Olsen
Paralegal: Ken Erney

Finance and Information Technology
Controller: Wendy Rohaly
Staff Accountants: Michael Fullen, Patty Konis, Nora Ludwig
Accounts Payable Coordinator: Zachary Kramer
Office Coordinator/Receptionist: Beth Carlisle
Director of Information Technology: Jim Connolly
Systems Analyst: Matthew DeStephen

Ticket Sales & Operations
Director of Ticket Operations: Mark Metz
Director of Group Sales: Carl Manteau
Director of New Business Development: Drew Ribarchak
Director of Service & Retention: Kelly Jones
Ticket Operations Managers: Brandon Haas, Abby Miller
Group Event Specialists: Erica Ganyard, Grant Jamieson, Lauren Lawson, Brian Thompson, Marc Witt
Season Ticket Sales Account Executives: Ian Bernadas, Sean Tobin, Cody Johnson, Tim McDonough
Season Ticket Service Coordinators: Megan Cooper, Justin Dunn, Michelle Furr, Caitlin Reagan
Ticket Sales Coordinator: Amy Ranallo
Inside Sales Representative: Shivani Banker

Broadcasting
Director of Broadcasting: Russ Mollohan
FOX Sports Ohio Play-By-Play Announcer: Jeff Rimer
FOX Sports Ohio Color Analyst: Bill Davidge
Radio Play-By-Play Announcer: George Matthews
Radio Broadcaster: Bob McElligott

CBJ Arena Management
General Manager: Vicki Chorman
Associate General Manager: Scott Lofton
Director of Ticketing: Cait Schumann
Director of Arena Operations: Brad Cleveland
Director of Event Services: Stephanie Myers
Director of Engineering & Maintenance: Mark Greiner
Chief Engineer: Patrick McGuire
Conversion Manager: Todd Martin
Assistant Ticket Office Manager: Dennis Novak
Event Services Manager: Amanda Horning
Event Services Coordinator: Jason Smith
HVAC Engineers: Chad Kemp, James Stewart
Ice Technician: Ian Huffman
Audio/Video Engineer: Jeff Baumgartner
Electrician: Eric Richison
Housekeeping Supervisor: Roger Penick, Jr.
Conversion Supervisors: Phillip Bennett, Jeff Brice
Maintenance: Steve Moore, Paul Van Culin, Todd Van Culin
Painters: Jeff James, Robert Trott
Receptionist: Carol Hall
Ticket Sellers: Moneet Jones, Christy Swaim

JOHN DAVIDSON, President of Hockey Operations/Alternate Governor

John Davidson was named president of hockey operations and alternate governor of the Columbus Blue Jackets in October 2012 and in his role oversees all hockey operations activities for the club. In his first season in Columbus, the Jackets posted the highest winning percentage in club history (24-7-7, .573). He joined the organization after serving as the president of hockey operations of the St. Louis Blues from 2006-12, taking over following the 2005-06 season in which the club posted a 21-46-15 record and 57 points. During his tenure, the Blues averaged 39 wins and 90 points, including a 49-22-11 record, 109 points and a Central Division championship in 2011-12.

Davidson is one of hockey's most respected figures and has enjoyed a long and distinguished career that spans four decades. Prior to his successful stint with the Blues, he was the longtime analyst for New York Rangers games on Madison Square Garden Network (MSG), as well as various NHL national broadcast partners in the United States and Canada. His outstanding work during a 20-plus year broadcasting career earned him numerous honors. In 2009, he received the prestigious Foster Hewitt Memorial Award for outstanding contributions as a hockey broadcaster by The Hockey Hall of Fame and was inducted on Nov. 9, 2009. In March 2004, he was honored with the Lester Patrick Award for his contributions to ice hockey in the United States. He won two New York Emmy Awards for "Outstanding On-Camera Achievement" (1994, 2001) and was part of MSG's Rangers broadcast team that won the CableACE Award for "Outstanding Live Event Coverage" in 1994.

He began his broadcast career with MSG in 1983 and then spent two years on the popular "Hockey Night in Canada" from 1984-86. He rejoined MSG prior to the 1986-87 season, beginning a partnership with Rangers play-by-play announcer Sam Rosen that concluded following the 2005-06 season. During that time, Davidson also served as NBC's analyst for the NHL All-Star Game from 1990-93 and was lead analyst for the network's hockey coverage at the 1992 (Albertville, France), 1994 (Lillehammer, Norway), 1998 (Nagano, Japan), 2002 (Salt Lake City) and 2006 (Torino, Italy) Winter Olympic Games. He worked for TBS at the 1990 Goodwill Games, contributed to ABC's coverage of the NHL in 1994 and served on the number-one broadcast team with Mike Emrick for FOX's coverage of the NHL regular season, All-Star Games and Stanley Cup Playoffs and Finals from 1995-1999.

In addition, his work included several All-Star Games and Stanley Cup Finals for OLN, ESPN and SportsChannel, the 1991 Canada Cup for "Hockey Night in Canada" and the 1996 World Cup of Hockey for FX. He served as ESPN's studio analyst for the 1993 Stanley Cup Playoffs. The 2005-06 season marked his final season in the broadcast booth on OLN (now NBC Sports Network) and NBC.

Davidson enjoyed a successful junior career as a goaltender with the Calgary Centennials prior to being selected by the Blues with their first pick, fifth overall, in the 1973 Entry Draft. That year, he became the first goaltender to go directly from junior hockey to the NHL as he appeared in 39 games with St. Louis during the 1973-74 season. After two years with the Blues, he joined the Rangers in June 1975 and went on to play eight seasons in New York. In 1978-79, he went 20-15-4 with a 3.52 goals-against average in 39 games and then went 11-7 with a 2.28 goals-against average in 18 playoff games to lead New York to the Stanley Cup Final. He was forced to retire due to injuries during the 1982-83 season.

Davidson was born on Feb. 27, 1953 in Ottawa, Ontario and raised in Calgary, Alberta. He and his wife, Diana, are the parents of two daughters, Lindsay and Ashley.

JARMO KEKALAINEN, General Manager

Jarmo Kekalainen was named the third general manager in Columbus Blue Jackets history on Feb. 13, 2013. He joined the club after serving as the president/general manager of Jokerit in the Finnish Elite League since 2010. He works closely with Blue Jackets President of Hockey Operations John Davidson on all hockey-related matters involving the club.

Kekalainen spent eight seasons with the St. Louis Blues from 2002-10. He joined the Blues as director of amateur scouting and was named assistant general manager and director of amateur scouting in 2005. He was involved in all facets of hockey operations, including professional scouting efforts and overseeing the club's amateur scouting and draft preparations. During his eight years in St. Louis, the Blues drafted players such as David Backes, Roman Polak, David Perron, T.J. Oshie, Patrik Berglund and Alex Pietrangelo.

Kekalainen was a member of the Ottawa Senators hockey operations department from 1995 to 2002 and served in a variety of roles with the club. He served as Ottawa's director of player personnel for three years and also oversaw the amateur draft and the club's scouting efforts in Europe. Among the players selected by Ottawa during this time were Jason Spezza, Marian Hossa, Martin Havlat, Antoine Vermette and Ray Emery. While working with the Senators, he also served as general manager of IFK Helsinki in the Finnish Elite League from 1995 to 1999 and led the club to the league championship in 1998.

As a player, Kekalainen appeared in 55 career NHL games with the Senators and Boston Bruins during a six-year career. A left wing, he scored five goals and added eight assists for 13 points with 28 penalty minutes, including a career-high 1-5-6 and 14 penalty minutes in 28 games with the Senators during the 1993-94 season. He also played in the American Hockey League and his native Finland before wrapping up his playing career with Vasteras IK in the Swedish Elite League in 1994-95.

Before signing with the Bruins, Kekalainen played two seasons at Clarkson University from 1987-89. He was named to the Eastern Collegiate Athletic Conference First All-Star Team after tallying 19-25-44 and 47 penalty minutes in 31 games during the 1988-89 season. He also represented Finland at the 1986 World Junior Championships and the 1991 Canada Cup Tournament.

Kekalainen was born on July 3, 1966 in Tampere, Finland. He has a bachelor's degree in management from Clarkson University and a master's in business marketing from the University of Tampere. He and his wife, Tiina, are the parents of daughters, Emilia and Sofia.

CHRIS MACFARLAND, Assistant General Manager

Chris MacFarland has been a member of the Columbus Blue Jackets hockey operations department since prior to the 1999-00 NHL season and was named assistant general manager of the club in July 2008.

MacFarland assists the club in all hockey-related matters including scouting at the professional and amateur level, player contract research and negotiations, salary cap management and arbitration, collective bargaining agreement administration, budgeting and team scheduling issues.

He is also the organization's liaison to the National Hockey League regarding matters pertaining to the collective bargaining agreement and oversees the hockey operations efforts of the club's minor league affiliates, the Springfield Falcons of the American Hockey League and Evansville IceMen of the ECHL.

He originally joined the Blue Jackets in 1999 as hockey operations coordinator, served as the club's manager of hockey operations from 2001-07 and was promoted to the position of assistant to the general manager in July 2007. He began his career as an intern in the National Hockey League's New York office from 1993-94 and continued to work in the league's NHL Productions office while attending law school.

MacFarland was born on March 28, 1970, in The Bronx, New York. He played college hockey at Pace University, where he received a bachelor's degree in business in 1992 and graduated from the university's law school in 1998.

MacFarland and his wife, Chandra, are the parents of sons, Jake, Gavin and Sawyer, and daughter, Cara. The family resides in Powell.

CRAIG PATRICK, Senior Advisor, Hockey Operations

One of the most respected figures in hockey during a playing, coaching and management career that spans four decades, Craig Patrick joined the Columbus Blue Jackets as senior advisor, hockey operations in December 2011.

Prior to joining the Blue Jackets, Patrick served as the executive vice president and general manager of the Pittsburgh Penguins from 1989-2006 and helped lead the club to two Stanley Cup championships (1991 and 1992), five division titles and 11 playoff berths, while Pittsburgh boasted the second-best record in the NHL behind the Detroit Red Wings during the 1990s. During his tenure, he drafted players such as Jaromir Jagr, Marc-Andre Fleury, Evgeni Malkin and Sidney Crosby and also served as head coach for parts of two seasons (1989-90 and 1996-97).

In 2001, Patrick was inducted into the Hockey Hall of Fame, becoming the fourth member and third generation of his family to enter the Hall, joining his grandfather Lester, his father Lynn and his great-uncle Frank. He was inducted for his lifetime of achievements in all facets and at all levels of the sport.

Patrick earned the honor of Sporting News NHL Executive of the Year in a vote of his peers in 1990-91, 1997-98 and 1998-99. He also won the 2000 Lester Patrick Award, named after his grandfather, for contributions to hockey in the United States and was inducted into the United States Hockey Hall of Fame in 1996.

His extensive international experience began as a player with the U.S. National Team (1969-71) and included the 1976 Canada Cup and numerous other tournaments. He then served as assistant general manager and assistant coach under Herb Brooks for the 1980 U.S. Olympic team, which upset the heavily-favored Soviet Union squad en route to winning the gold medal in what has become known as the "Miracle on Ice." He also served as general manager of the 2002 U.S. Olympic team, which claimed the silver medal, and the 1991 U.S. team at the Canada Cup.

Patrick began his NHL management career in 1980 when he became the director of operations for the New York Rangers. In 1981, he became the youngest general manager in Rangers history and served in that role until 1986. He led the Rangers to playoff berths in each of his five seasons and served as head coach for parts of two seasons (1980-81 and 1984-85). He was named the Penguins general manager on December 5, 1989.

Patrick played college hockey at University of Denver and helped the Pioneers to the NCAA championship in 1968 and 1969, serving as captain the latter year. He played eight NHL seasons and registered 72 goals and 91 assists for 163 points in 401 games with the California Golden Seals, St. Louis Blues, Kansas City Scouts and Washington Capitals. He retired following the 1978-79 season.

Patrick was born May 20, 1946 in Detroit, Michigan and is married to wife, Jamie. He has four children, daughters Erin and Taylor and sons C.J. and Ryan, and six grandchildren, Ryan, Reed, Anna, Cavan, Tatum and Declan.

TODD RICHARDS, Head Coach

Todd Richards was named head coach of the Columbus Blue Jackets on May 14, 2012. He joined the club as an assistant coach on June 20, 2011 and took over as interim head coach on Jan. 9, 2012. He has guided the Blue Jackets to a 42-38-9 record, including a 24-17-7 mark and franchise-best .573 winning percentage in 2012-13. Columbus, which has gone 27-0-0 when leading after two periods under Richards, finished tied for eighth in the Western Conference with 55 points during the 2012-13 campaign.

Richards compiled a 77-71-16 record in two seasons as the head coach of the Minnesota Wild after being named the second head coach in club history on June 16, 2009. He led the club to a 38-36-8 record in 2009-10 and a 39-35-8 mark in 2010-11. In 2008-09, he served as an assistant coach with San Jose and helped the Sharks capture the Presidents' Trophy with an NHL-best 53-18-11 record.

Prior to his stint with the Sharks, he was the head coach of the Wilkes-Barre/Scranton Penguins from 2006-08, compiling a 98-49-13 record and leading the club to the 2008 Calder Cup Final. He also coached the PlanetUSA squad at the 2007 Rbk Hockey/AHL All-Star Classic in Toronto. He began his coaching career as an assistant with the American Hockey League's Milwaukee Admirals from 2002-06, helping the club to a pair of West Division titles, two appearances in the Calder Cup Final and the 2004 Calder Cup championship.

Richards played four seasons at the University of Minnesota from 1985-89. He was a three-time WCHA Second All-Star Team pick, helping the Golden Gophers win Western Collegiate Hockey Association (WCHA) titles in 1988 and 1989 and reach the NCAA title game in 1989. He served as the team's captain and earned Second Team All-America honors as a senior. He is the University of Minnesota's all-time leading scorer among defensemen with 30-128-158.

Montreal's third pick, 33rd overall, in the 1985 Draft, Richards made his professional debut in 1990 and appeared in eight career NHL games with the Hartford Whalers between 1990-92, collecting four assists and four penalty minutes. His playing career spanned 13 seasons, mostly in the AHL and International Hockey League. He helped Springfield win the 1991 Calder Cup championship, was a three-time IHL All-Star and won the 2001 Turner Cup title with the Orlando Solar Bears. He wrapped up his career in 2001-02 with Servette Geneve in Switzerland.

Richards was born on Oct. 20, 1966 in Crystal, Minnesota. He and his wife, Maryann, are the parents of sons, Zachary and Justin.

CAREER HEAD COACHING RECORD			**REGULAR SEASON**						**PLAYOFFS**
Year	**Team**	**League**	**GP**	**W**	**L**	**T/O**	**Pts.**	**Pct.**	**Results**
2006-07	Wilkes-Barre/Scranton	AHL	80	51	23	6	108	.675	Lost in 2nd Round
2007-08	Wilkes-Barre/Scranton	AHL	80	47	26	7	101	.631	Lost in Finals
2009-10	Minnesota	NHL	82	38	36	8	84	.512	Did Not Qualify
2010-11	Minnesota	NHL	82	39	35	8	86	.524	Did Not Qualify
2011-12	COLUMBUS	NHL	41	18	21	2	38	.463	Did Not Qualify
2012-13	COLUMBUS	NHL	48	24	17	7	55	.573	Did Not Qualify
NHL Totals			**253**	**119**	**109**	**25**		**.519**	
AHL Totals			**160**	**98**	**49**	**13**		**.518**	

CRAIG HARTSBURG, Associate Coach

Craig Hartsburg was named associate coach of the Columbus Blue Jackets on June 20, 2012, joining the club after spending the 2011-12 campaign as associate coach with the Calgary Flames. He brings over two decades of coaching experience to Columbus, including stints as the head coach of the Chicago Blackhawks from 1995-98, Anaheim Ducks from 1998-2001 and Ottawa Senators in 2008-09. He led his clubs to the Stanley Cup Playoffs in three of his five full seasons as a head coach and also served as an assistant coach with the Minnesota North Stars (1989-90) and Philadelphia Flyers (1990-94, 2002-04).

Prior to joining the Flames, Hartsburg spent two seasons as the head coach of the Western Hockey League's Everett Silvertips, leading the club to a 75-54-16 record and a pair of playoff appearances from 2009-11, and was named 2010 WHL Western Conference Coach of the Year. He posted a 181-117-42 record and won two West Division titles with the Ontario Hockey League's Sault Ste. Marie Greyhounds, serving as the club's head coach in 2001-02 (OHL Coach of the Year) and from 2004-08. In 1994-1995, he guided the OHL's Guelph Storm to a 47-14-5 mark and the Central Division championship, earning Canadian Hockey League Coach of the Year honors.

Hartsburg has been a part of Team Canada coaching staffs that won three-straight gold medals at the World Junior Championships. As head coach, he led Team Canada to consecutive gold medals at the 2007 and 2008 WJC tournaments and was an assistant coach to Brent Sutter when the squad won gold at the 2006 tournament.

A defenseman, Hartsburg was the first pick, sixth overall, of the Minnesota North Stars in the 1979 NHL Draft and went on to play 10 seasons with the club, registering 98 goals and 315 assists for 413 points with 818 penalty minutes in 570 games from 1979-89. He helped the North Stars advance to the 1981 Stanley Cup Final and appeared in the 1980, 1982 and 1983 All-Star Games.

Hartsburg played junior hockey with the Sault Ste. Marie Greyhounds from 1975-78 and made his professional debut with the World Hockey Association's Birmingham Bulls in 1978-89. He also represented Canada at the 1978 World Junior Championships and the 1981 and 1987 Canada Cup Tournaments, and was named the top defenseman at the 1987 World Championships.

Hartsburg was born on June 29, 1959 in Stratford, Ontario. He and his wife, Peggy, are the parents of son, Chris and daughter, Katie, and grandparents to Colin and Blake.

KEITH ACTON, Assistant Coach

Keith Acton joined the Columbus Blue Jackets as an assistant coach on June 20, 2012 and has spent more than 30 years in the NHL as a player and assistant coach. Most recently, he spent a decade as an assistant coach with the Toronto Maple Leafs, joining Pat Quinn's staff in 2001. He also worked with Paul Maurice and Ron Wilson during his stint in Toronto that ended in 2011.

Prior to joining the Maple Leafs, Acton was an assistant coach with the New York Rangers from 1998-2000 under head coaches John Muckler and John Tortorella. He served as an assistant and associate coach with the Philadelphia Flyers from 1994-98 under Terry Murray, Wayne Cashman and Roger Nielsen.

Acton was selected by the Montreal Canadiens in the sixth round, 103rd overall, at the 1978 NHL Draft. He made his debut with the Canadiens during the 1979-80 season and went on to register 226 goals, 358 assists, 584 points and 1,172 penalty minutes in 1,023 career NHL games with Montreal, the Minnesota North Stars, Edmonton Oilers, Philadelphia Flyers, Washington Capitals and New York Islanders. He tallied a career-high 36-52-88 with 88 penalty minutes in 78 games with Montreal in 1981-82 and represented the Canadiens at the 1982 All-Star Game.

Acton also tallied 12-21-33 and 88 penalty minutes in 66 career Stanley Cup Playoff games and helped the Oilers capture the 1988 Stanley Cup championship. He also appeared in the 1984 Western Conference Final with Minnesota and the 1989 Eastern Conference Final with Philadelphia. A center, he played junior hockey for the Peterborough Petes from 1975-78.

Acton was born on April 15, 1958 in Stouffville, Ontario. His family includes daughters, Brooke and Elise, and sons, William and Robert.

DAN HINOTE, Assistant Coach

Dan Hinote joined the Columbus Blue Jackets as an assistant coach on July 1, 2010 after wrapping up a 13-year playing career that included nine NHL seasons and a Stanley Cup championship with the Colorado Avalanche.

Prior to spending the 2009-10 season with Modo of the Swedish Elite League, he played nine seasons in the NHL with Colorado and the St. Louis Blues. He registered 38 goals and 52 assists for 90 points with 383 penalty minutes in 503 career NHL games and added 6-9-15 and 67 penalty minutes in 72 career Stanley Cup Playoff games. He helped the Avalanche win the 2001 Stanley Cup championship.

Hinote began his playing career with a two-season stint at the United States Military Academy at West Point from 1994-96, where he registered 41-48-89 and 42 penalty minutes in 67 games. After being selected by Colorado in the seventh round, 167th overall, of the 1996 Draft, he collected 27-28-55 and 97 penalty minutes in 95 games over the next two seasons with the Ontario Hockey League's Oshawa Generals. After signing with the Avalanche, he made his professional debut during in the 1997-98 campaign with the Hershey Bears, Colorado's American Hockey League affiliate.

He went on to tally 27-38-65 and 254 penalty minutes in 353 games with Colorado between 1999-06 and participated in the Stanley Cup Playoffs in each of his five full seasons with the club. He signed with St. Louis prior to the 2006-07 season and collected 11-14-25 and 129 penalty minutes in 150 games with the Blues, helping the club reach the 2009 Stanley Cup Playoffs.

Hinote was born on January 30, 1977 in Leesburg, Florida and grew up in Elk River, Minnesota. He and his wife, Amy, are the parents of a son, Charlie, and daughter, Madison.

IAN CLARK, Goaltending Coach

Ian Clark joined the Columbus Blue Jackets as goaltending coach on June 6, 2011. He came to the organization after serving as the goaltending coach and consultant for the Vancouver Canucks from 2002-10.

In addition to his eight years with the Canucks organization, Clark was also a member of Team Canada's coaching staff at the World Junior Championships from 2003-06, winning silver medals in 2003 and 2004 and capturing gold in 2005 and 2006. He also served as the goaltending consultant for the Florida Panthers (2001-02) and Sweden's MODO Hockey.

Recognized as a leading educator of the goaltending position, Clark's knowledge and innovative approach have attracted high-performance goaltenders at the NHL, international, minor pro, major junior and NCAA levels. In addition to the Blue Jackets goaltenders, the list of goaltenders he has worked with includes Roberto Luongo, Cam Ward, Marc-Andre Fleury, Cory Schneider, Johan Hedberg and Mathieu Garon, amongst others. He was the founder of the Goaltender Development Institute and served as technical author of *From the Crease – The Self Development Guide to Hockey Goaltending* from 1998-2003 and *The Goalie News* from 2003-08.

Clark was born on May 12, 1966 in Vancouver, British Columbia. His family includes wife, Debbie, and their sons, Morgan, Christopher, Samuel, Collins, Jason and Blake.

COACHING STAFF PROFILES

KEVIN COLLINS, Strength and Conditioning Coach

Kevin Collins was named strength and conditioning coach for the Columbus Blue Jackets on June 29, 2010.

Collins joined the Blue Jackets after spending the previous five seasons with the Buffalo Sabres organization as strength and conditioning/video coach. He spent two seasons with the Portland Pirates (2008-10) and the previous three with the Rochester Americans (2005-08), the Sabres' American Hockey League affiliates. He started his career as an intern for Sabres Strength and Conditioning Coach Doug McKenney in 2004-05.

A Detroit, Michigan native, Collins played four years of collegiate hockey at SUNY Brockport, where he graduated with degrees in Exercise Physiology and Business Management. He is certified through National Strength and Conditioning Association (NSCA) as a certified strength and conditioning specialist.

Collins was born April 11, 1982. He and his wife, Amanda, and daughter, Audrey, reside in Blacklick.

DAN SINGLETON, Video Assistant Coach

Dan Singleton has been a member of the Columbus Blue Jackets hockey operations department for 13 years, having joined the Blue Jackets as video coordinator in September 2000. He was named video assistant coach in June 2011. He came to Columbus after spending the previous six years as the video coordinator for the Michigan State University hockey team.

Born in Boulder, Colorado, he grew up in Ottawa, Ontario. He attended McGill University in Montreal and earned a bachelor's degree in physical education in 1994. He then went to Michigan State, where he earned a master's degree in sports psychology in 1998.

Singleton and his wife, Karin, are parents of sons, Braeden and Ewan, and daughter, Claire. The family resides in Gahanna.

CHRIS CLARK, Development Coach

Former Columbus Blue Jacket Chris Clark re-joined the organization's hockey operations department on June 5, 2012 when he was named development coach for the club. In his role, Clark primarily works with young players throughout the organization, assisting with the development of prospects playing in the professional minor leagues, various major junior leagues and college hockey.

Clark registered 103-111-214 and 700 penalty minutes in 607 career NHL games with the Blue Jackets, Washington Capitals and Calgary Flames during his 11-year NHL career. He appeared in 89 games with Columbus between 2009-11 and notched 8-12-20 and 59 penalty minutes while serving as an alternate captain. He spent four-plus seasons with the Capitals, tallying 60-63-123 and 278 penalty minutes in 240 games with the club and serving as captain from 2006-09.

Calgary's third pick, 77th overall, in the 1994 Entry Draft, Clark earned All-ECAC honors during four seasons at Clarkson University from 1994-98. He spent six seasons in the Flames organization from 1998-04, including 2003-04 when he collected 10-15-25 and 106 penalty minutes in 82 games and added 3-3-6 and 30 penalty minutes in 26 playoff games to help the Flames reach the Stanley Cup Final.

Clark was born on March 8, 1976 in South Windsor, Connecticut. He and his wife, Kim, and their children reside in Upper Arlington.

TEAM NOTES

COLUMBUS BLUE JACKETS COMPLETE 12TH NHL SEASON: The Columbus Blue Jackets completed their 12th season in the National Hockey League with a 24-17-7 record (55 pts.) and the highest winning percentage in franchise history (.573), finishing fourth in the Central Division, eighth-T in the Western Conference and 15th-T in the NHL… After posting a 5-12-2 mark (12 pts.) through their first 19 games, the Jackets went 19-5-5 (43 pts.) in 29 games from Feb. 26 through the end of the season.

	Home	Away	GF	GA	PP	PK	Scored At Least 3 Goals	Allowed 2 Goals or Less
First 19 games:	3-4-2	2-8-0	39	55	12.3 pct.	83.6 pct.	7 times	8 times
Final 29 games:	11-1-3	8-4-2	76	60	16.2 pct.	81.7 pct.	18 times	18 times

JACKETS' DRIVE TO SECOND PLAYOFF BERTH COMES UP SHORT: After posting a 29-46-7 record and 65 points to finish 30th in the NHL in 2011-12, the Blue Jackets were among the league's most improved teams in 2012-13. The club's resurgence over the final two months had Columbus in the playoff race until the final day of season and despite winning eight of its last nine games – including a 5-1-0 mark on a six-game road trip from Apr. 13-21 – the club missed the playoffs despite finishing tied with Minnesota for eighth place in the Western Conference with 55 points as the Wild owned the tie-breaker (22 regulation/overtime wins vs. 19).

NHL'S TOP TEAMS IN MARCH/APRIL 2013 (courtesy Elias Sports Bureau)

Rk.	Team	GP	W	L	OT	PTS	PCT.
1.	Pittsburgh	27	23	4	0	46	.852
2.	COLUMBUS	28	19	5	4	42	.750
3.	Washington	29	20	7	2	42	.724
4.	Chicago	28	19	7	2	40	.714
5.	NY Islanders	27	16	6	5	37	.685
6.	St. Louis	29	19	10	0	38	.655
7.	NY Rangers	29	17	10	2	36	.621
8.	Los Angeles	30	17	10	3	37	.617
9.	Anaheim	30	16	9	5	37	.617
10.	Detroit	27	14	8	5	33	.611

BLUE JACKETS AT HOME: The Blue Jackets posted a 14-5-5 record (33 pts.) at Nationwide Arena, scoring 62 goals and allowing 48 in 24 games… Columbus went a franchise-record 12-straight games without a regulation loss at home (9-0-3) from Feb. 11-Mar. 31… The club won a season-high four consecutive home games from Mar. 3-9 (Colorado-Edmonton-Vancouver-Detroit) and Mar. 16-31 (Phoenix-Nashville-Calgary-Anaheim)… The Jackets went a season-high three-straight games (0-2-1) without a home win from Feb. 5-10 (Los Angeles-Calgary OT- Edmonton) and went back-to-back games without a win just three times… In 12 seasons, Columbus is 224-186-65 in 475 home games (includes one loss vs. San Jose at Stockholm, Sweden).

COLUMBUS ON THE ROAD: The Blue Jackets posted a 10-12-2 record (22 pts.) on the road, scoring 53 goals and allowing 67 in 24 games… The Jackets finished the season with an 8-4-2 mark in their last 14 away from home and went 5-1-0 on a season-high six-game road trip from Apr. 13-21… Columbus won a season-high three-straight on the road from Apr. 13-17 (Minnesota-Colorado-Anaheim) and dropped six-straight from Jan. 23-Feb. 18 (Phoenix-Colorado-Minnesota-Los Angeles-Phoenix-Anaheim)… In 12 NHL seasons, Columbus is 142-272-61 in 475 road games (includes one win vs. San Jose at Stockholm, Sweden).

GOALS FOR/GOALS AGAINST: Overall – The Blue Jackets scored 115 goals in 48 games to average 2.40 goals per game this season (25th in NHL)… The Jackets were shut out five times… The Blue Jackets allowed 115 goals in 48 games, averaging 2.40 goals-against per game (ninth-T in NHL)… The club shut out its opponents on four occasions and surrendered one goal in 10 games… **Home –** Columbus scored 62 goals (2.58/24th in NHL) and allowed 48 goals-against (2.00/fourth-T in NHL) in 24 home games… **Road –** Columbus scored 53 goals (2.21/22nd in NHL) and allowed 67 goals-against (2.79/15th-T in NHL) in 24 road games.

ON THE POWER PLAY: Columbus converted 22-of-155 power play opportunities (14.2 percent), which ranked 28th in the NHL… The club was 14-of-86 at home (16.3 pct./23rd in NHL) and 8-of-69 on the road (11.6 pct./27th in NHL)… Columbus scored a power play goal in 18-of-48 games and was 12-3-3 in those contests… The Jackets scored a power play goal in a season-high three consecutive games on two occasions – Jan. 29-Feb. 2 (3-of-11) and Apr. 21-27 (4-of-8)… Columbus scored two power play goals in a game four times… The club's season high for attempts was seven in three games (2-of-7 vs. Detroit on Jan. 21, 0-of-7 vs. Dallas on Jan. 28 and 0-of-7 vs. Edmonton on Feb. 10)… D **Jack Johnson** led the club in PP scoring with 3-5-8, while LW **Vinny Prospal** collected 4-3-7 and C **Brandon Dubinsky** picked up 1-6-7… The following four players each notched five PP points – D **James Wisniewski** (4-1-5), C **Mark Letestu** (3-2-5), LW **R.J. Umberger** (2-3-5) and D **Fedor Tyutin** (0-5-5).

PENALTY KILLING: The Blue Jackets successfully killed off 119-of-144 opponent power plays (82.6 pct.), which ranked 11th in the NHL… The club stopped 59-of-67 attempts at home (88.1 pct./sixth in NHL) and 60-of-77 attempts on the road (77.9 pct./21st in NHL)… The club posted a 14-7-6 record in 27 games it did not allow a power play goal… The Blue Jackets didn't allow a power play goal in a season-high nine-straight games from Feb. 21-Mar. 9 (21-of-21), which was part of a stretch that saw the club shut out its opponents on the man advantage in 14-of-15 games from Feb. 21-Mar. 22 (34-of-35)… Columbus was a season-best 7-of-7 in a 4-3 SOL vs. Detroit on Jan. 21… The Jackets allowed a season-high two PPG goals four times (3-of-5 vs. St. Louis on Jan. 31, 1-of-3 at Anaheim on Feb. 18, 0-of-2 at Nashville on Mar. 23 and 1-of-3 vs. Minnesota on Apr. 7).

SHORTHANDED SCORING: The Blue Jackets scored three shorthanded goals, which ranked 10th-T in the NHL… The club scored one SHG at home (13th-T in NHL) and two SHG on the road (seventh-T in NHL)… C **Mark Letestu** (2-0-2) led the club in shorthanded scoring, followed by LW **Matt Calvert** (1-0-1), D **Fedor Tyutin** (0-1-1), D **James Wisniewski** (0-1-1) and C **Brandon Dubinsky** (0-1-1)… The Jackets allowed two shorthanded goals, which ranked seventh-T in the NHL… The club allowed one SHG at home (fifth-T in NHL) and one SHG on the road (sixth-T in NHL).

Date	Opponent	Goal Scorer	Assists	Goalie	Per.	Time	Result
Feb. 2	Detroit	Mark Letestu	Brandon Dubinsky, Fedor Tyutin	Jimmy Howard	3rd	13:25	W, 4-2
Feb. 23	at St. Louis	Matt Calvert	James Wisniewski	Jaroslav Halak	2nd	18:57	L, 1-2
Mar. 29	at Calgary	Mark Letestu		Miikka Kiprusoff	1st	10:20	W, 6-4

IN THE PENALTY BOX: The Blue Jackets accumulated 605 penalty minutes in 48 games, averaging 12.6 penalty minutes per game (23rd in the NHL)… Columbus racked up a season-high 40 PIM (10 penalties) in a 4-1 loss vs. St. Louis on Jan. 31 and a season-low 2 PIM three times (2-1 win vs. Vancouver on Mar. 7, 4-3 win vs. Nashville on Mar. 19 and 3-1 win vs. Nashville on Apr. 27)… RW **Jared Boll** led the club with 100 PIM, while C **Brandon Dubinsky** ranked second with 76 PIM.

ATTENDANCE REPORT: Columbus averaged 14,565 fans per game (349,558 total) with three sellouts in 24 home games at Nationwide Arena (capacity – 18,144) this season… In 474 regular season games at Nationwide Arena since joining the NHL in 2000, the Blue Jackets have averaged 16,105 fans per game (7,634,008 total), which is 88.8 percent of capacity. There have been 149 sellouts.

CBJ VS. WESTERN CONFERENCE: The Blue Jackets went 24-17-7 in games played against Western Conference opponents in 2012-13… The club was 7-5-3 vs. the Northwest Division and 8-6-1 vs. the Pacific Division… In 763 games all-time vs. the Western Conference, the club is 283-382-98… **vs. Central Division:** The Blue Jackets posted a 9-6-3 record in games played against their Central Division rivals… In 294 all-time games vs. the Central Division, Columbus is 100-148-46… The Blue Jackets also posted a 12-11-5 mark against the eight Western Conference teams that qualified for the Stanley Cup Playoffs in 2012-13.

MISCELLANEOUS NEWS & NOTES: Columbus went 13-0-0 when leading after two periods (only the NY Rangers' mark of 16-0-0 was better) and is 27-0-0 when taking a lead into the third period since January 2012 (under Todd Richards)… Columbus' 10 OT/SO wins ranked second in the NHL (Chicago, 11)… The club won 52.0 pct. of its faceoffs taken, winning 1,457-of-2,802 (Fifth-T in NHL)… The Blue Jackets averaged 26.7 shots on goal per game (27th in NHL) and allowed 29.9 shots-against (19th in NHL)… The Jackets' five shootout wins ranked fifth-T in the NHL (11-of-28 attempts, 39.3 pct./13th in NHL; 19-of-26 attempts saved, 73.1 pct./Fourth in NHL)… The Blue Jackets totaled just 214 giveways (first in NHL), racked up 1,188 hits (12th in NHL), 627 blocked shots (23rd in NHL) and had 270 takeaways (25th in NHL).

BLUE JACKETS IN OVERTIME: Columbus went 5-3 in games decided in overtime this season (10-7 including shootouts)… The club was 3-2 at home (5-5 including shootouts) and 2-1 on the road (5-2 including shootouts)… The Blue Jackets are 85-84-41 (W-OTL/SOL-T) in 210 all-time OT games (including shootouts).

Overtime Wins – 5

Date	Opponent	GWG	Assist(s)	Opp. Goaltender	Time	Score
Mar. 3, 2013	Colorado	Artem Anisimov	Tim Erixon, Mark Letestu	Semyon Varlamov	2:26	2-1
Mar. 7, 2013	Vancouver	Matt Calvert	Fedor Tyutin, Jack Johnson	Cory Schneider	4:03	2-1
Mar. 31, 2013	Anaheim	Mark Letestu	Nikita Nikitin, Dalton Prout	Jonas Hiller	4:00	2-1
Apr. 15, 2013	at Colorado	Nick Foligno	Fedor Tyutin	Jean-Sebastien Giguere	4:31	4-3
Apr. 17, 2013	at Anaheim	Fedor Tyutin	Nick Foligno, Marian Gaborik	Viktor Fasth	2:19	3-2

Overtime Losses – 3

Date	Opponent	GWG	Assist(s)	Opp. Goaltender	Time	Score
Feb. 7, 2013	Calgary	Alex Tanguay	Jarome Iginla, T.J. Brodie	Sergei Bobrovsky	1:07	3-4
Feb. 26, 2013	Dallas	Loui Eriksson	Derek Roy, Brenden Dillon	Sergei Bobrovsky	3:03	4-5
Mar. 1, 2013	at Chicago	Brent Seabrook	Jonathan Toews, Viktor Stalberg	Steve Mason	3:23	3-4

SHOOTOUT REPORT

Columbus went 5-4 in shootouts in 2012-13… The Blue Jackets were 2-3 at home, converting 5-of-15 attempts (33.3 pct.) and stopping 8-of-12 attempts (66.7 pct.)… The Jackets were 3-1 on the road, converting 6-of-13 attempts (46.1 pct.) and stopping 11-of-14 opponent attempts (78.6 pct.).

SHOOTOUT RESULTS (**Bold** indicates goal; Underline indicates deciding goal)

Date	Opponent	CBJ Shooters	OPP Shooters	CBJ Goalie	Opp Goalie	Result
Jan. 19	at Nashville	13, **42**, 7, 21, 19, **16**	10, 12, **11**, 4, 33, 15	S. Bobrovsky	P. Rinne	W, 3-2
Jan. 21	Detroit	13, 42, 19, 11	13, 51, 40, **24**	S. Bobrovsky	J. Howard	L, 3-4
Mar. 5	Edmonton	**42**, 13, **55**	89, 83	S. Bobrobsky	D. Dubnyk	W, 4-3
Mar. 10	at Detroit	**19**, **11**	**13**, 24, 40	S. Bobrovsky	J. Howard	W, 4-3
Mar. 12	Vancouver	19, 11, 55	20, **21**	S. Bobrovsky	R. Luongo	L, 1-2
Mar. 14	Chicago	**42**, 19, 16	**19**, **88**	S. Bobrovsky	C. Crawford	L, 1-2
Mar. 16	Phoenix	**42**, **55**	89, 26	S. Bobrovsky	M. Smith	W, 1-0
Mar. 26	at Vancouver	42, 19, 11	21, 45, **40**	S. Bobrovsky	C. Schneider	L, 0-1
Apr. 13	at Minnesota	**55**, **13**	11, 9	S. Bobrovsky	N. Backstrom	W, 3-2

INDIVIDUAL SHOOTOUT STATISTICS

No.	Player	Rd. 1	Rd. 2	Rd. 3	Rd. 4	Rd. 5	Rd. 6	Total	S Pct.	GWG
42	Artem Anisimov	3-4	1-2	---	---	---	---	4-of-6	.666	2
13	Cam Atkinson	0-2	1-2	---	---	---	---	1-of-4	.250	0
16	Derick Brassard	---	---	0-1	---	---	1-1	1-of-2	.500	1
11	Matt Calvert	---	1-2	0-1	0-1	---	---	1-of-4	.250	1
19	Ryan Johansen	1-2	0-2	0-1	---	0-1	---	1-of-6	.167	0
7	Jack Johnson	---	---	0-1	---	---	---	0-of-1	.000	0
55	Mark Letestu	1-1	1-1	1-2	---	---	---	3-of-4	.750	1
21	James Wisniewski	---	---	---	0-1	---	---	0-of-1	.000	0

No.	Goaltender	Rd. 1	Rd. 2	Rd. 3	Rd. 4	Rd. 5	Rd. 6	Total	SV Pct.	Rec
72	Sergei Bobrovsky	7-9	7-9	2-4	1-2	1-1	1-1	19-26	.731	5-4

CBJ RECORD WHEN…	2012-13 SEASON				BLUE JACKETS CAREER			
Player	Goal	Assist	Point	Multi-Point	Goal	Assist	Point	Multi-Point
Artem Anisimov	5-4-1	5-1-0	9-4-1	2-1-0	5-4-1	5-1-0	9-4-1	2-1-0
Cam Atkinson	4-1-2	6-2-1	8-2-3	3-1-0	6-3-2	11-4-1	13-6-3	6-1-0
Adrian Aucoin	0-0-0	2-1-1	2-1-1	0-0-0	0-0-0	2-1-1	2-1-1	0-0-0
Sergei Bobrovsky	0-0-0	0-0-0	0-0-0	0-0-0	0-0-0	0-0-0	0-0-0	0-0-0
Jared Boll	1-1-0	2-2-0	3-2-0	0-1-0	14-8-2	15-7-4	28-13-6	2-2-0
Matt Calvert	6-2-1	4-2-0	9-3-1	2-1-0	10-5-3	11-6-1	17-10-4	4-1-1
Blake Comeau	2-0-0	2-1-0	4-1-0	0-0-0	2-0-0	2-1-0	4-1-0	0-0-0
Brandon Dubinsky	2-0-0	9-5-1	9-5-1	5-0-0	2-0-0	9-5-1	9-5-1	5-0-0
Tim Erixon	0-0-0	2-2-1	2-2-1	0-0-0	0-0-0	2-2-1	2-2-1	0-0-0
Nick Foligno	4-1-0	6-3-2	9-4-2	2-1-1	4-1-0	6-3-2	9-4-2	2-1-1
Marian Gaborik	3-0-0	3-0-0	6-0-0	2-0-0	3-0-0	3-0-0	6-0-0	2-0-0
Colton Gillies	1-0-0	1-0-0	1-0-0	1-0-0	2-1-0	5-0-0	6-1-0	1-0-0
Ryan Johansen	4-0-1	5-1-1	9-1-2	0-0-0	8-3-1	10-5-2	17-8-3	3-1-0
Jack Johnson	3-1-1	10-2-1	13-3-2	1-0-0	6-2-1	16-5-1	20-6-2	4-1-0
Mark Letestu	7-2-2	8-2-3	11-4-4	4-0-2	11-8-2	15-7-4	22-15-5	5-0-2
Derek MacKenzie	1-2-0	4-0-0	5-2-0	1-0-0	10-6-4	14-9-3	24-16-6	3-0-2
Nikita Nikitin	2-0-1	4-1-1	6-1-2	0-0-0	7-0-3	17-9-2	22-9-4	4-0-0
Vinny Prospal	10-1-3	11-2-3	15-3-5	4-0-1	14-10-4	24-16-5	32-24-8	10-5-1
Dalton Prout	0-1-0	6-0-0	6-1-0	0-0-0	0-1-0	6-0-0	6-1-0	0-0-0
Fedor Tyutin	3-1-0	11-3-2	14-4-2	2-0-0	14-11-4	51-35-11	60-44-15	9-8-1
R.J. Umberger	5-2-1	6-1-2	10-3-3	2-0-0	49-21-13	57-29-12	91-48-24	25-9-8
James Wisniewski	4-0-1	5-4-0	9-4-1	0-0-0	8-2-1	14-10-1	19-12-2	5-1-0

BLUE JACKETS MULTI-POINT GAMES

	Goals			Assists			Points		
	2	**3+**	**Total**	**2**	**3+**	**Total**	**2**	**3+**	**Total**
Artem Anisimov	1	0	1	2	0	2	3	1	4
Cam Atkinson	2	0	2	0	0	0	2	1	3
Jared Boll	0	0	0	0	0	0	1	0	1
Matt Calvert	0	0	0	1	0	1	3	0	3
Derek Dorsett	0	0	0	0	0	0	1	0	1
Brandon Dubinsky	0	0	0	3	0	0	5	0	5
Nick Foligno	1	0	1	2	0	2	4	0	4
Marian Gaborik	0	0	0	0	0	0	2	0	2
w/ NY Rangers	1	1	2	2	0	2	2	2	4
Colton Gillies	0	0	0	0	0	0	1	0	1
Jack Johnson	0	0	0	1	0	1	1	0	1
Mark Letestu	1	0	1	1	0	1	5	1	6
Derek MacKenzie	0	0	0	1	0	1	1	0	1
Vinny Prospal	0	0	0	0	1	1	5	1	6
Fedor Tyutin	0	0	0	2	0	2	2	0	2
R.J. Umberger	0	0	0	1	0	1	2	0	2

BLUE JACKETS "THREE STARS OF THE GAME" AWARD
(1st Star-5 pts.; 2nd Star-3 pts.; 3rd Star-1 pt.)

Player	1st Star	2nd Star	3rd Star	Pts.
Sergei Bobrovsky	8	3	3	52
Vinny Prospal	5	2		31
Mark Letestu	2	4	1	23
Artem Anisimov	2	1	1	14
Nick Foligno	1	3		14
Brandon Dubinsky	1	2	1	12
Cam Atkinson	2			10
Jack Johnson	1		4	9
Marian Gaborik	1	1		8
R.J. Umberger	1		2	7
Matt Calvert		1	3	6
Fedor Tyutin	1		1	6
Ryan Johansen		2		6
Steve Mason		1	2	5
Derek Dorsett		1	1	4
Colton Gillies		1	1	4
Derick Brassard			2	2
James Wisniewski			2	2
Derek MacKenzie			1	1
Dalton Prout			1	1

PLAYER NOTES

BOBROVSKY DISPLAYS VEZINA FORM IN NET: G **Sergei Bobrovsky** enjoyed a breakout 2012-13 season that resulted in his being named a finalist for the Vezina Trophy as the NHL's top goaltender. He posted a 21-11-6 record with a 2.00 goals-against average (club record), .932 save percentage (club record) and four shutouts in 38 games this season. Among goaltenders that played 25 or more games, he ranked first in save percentage, second in goals-against average and sixth (tied) in wins and shutouts. He surrendered two goals or less in 26-of-38 games, including 10 outings in which he allowed one goal. He made 30 or more saves 16 times, including a season-high 39 on four occasions. From March 1 through the end of the season, he posted an 18-5-3 record with a 1.60 goals-against average, .946 save percentage and four shutouts in 26 games. He was named one of the NHL's Three Stars of the Week on three occasions during the 2012-13 season. He was named First Star for the weeks ending April 14 (3-0-0, 0.97 GAA, .971 SV% in 3 GP) and March 10 (4-0-0, 0.77 GAA, .972 SV% in 4 GP) and Third Star for the week ending March 17 (1-0-2, 0.62 GAA, .982 SV% in 3 GP). He was also named Third Star of the Month for March (9-2-3, 1.49 GAA, .950 SV%, 3 SO in 14 GP).

BOBROVSKY'S SHUTOUTS:

Date	Opponent	Saves	Score	Date	Opponent	Saves	Score
Mar. 9, 2013	Detroit	30	3-0	Mar. 26, 2013	at Vancouver	34	0-1 SO
Mar. 16, 2013	Phoenix	39	1-0 SO	Apr. 9, 2013	San Jose	30	4-0

PROSPAL LEADS JACKETS IN SCORING IN 16TH NHL SEASON: LW **Vinny Prospal** tallied 12-18-30 with 32 penalty minutes and a +3 plus/minus rating in 48 games in his second season with the Blue Jackets. He led the club in points, assists (tied), games played (tied), power play goals (4-tied) and multi-point games (6-tied), while ranking second in goals (tied), third in game-winning goals (2-tied) and shooting percentage (14.1-tied) and fifth in penalty minutes. This season marked the first in which he led his team in scoring since he tallied 22-57-79 in 80 games with Tampa Bay in 2002-03. Prospal scored his 250th NHL goal at Chicago on Mar. 1, collected his 500th NHL assist (season-high 0-3-3) vs. Nashville on Mar. 19 and played in his 1,100th NHL game vs. San Jose on Apr. 9. He tallied 1-1-2 on five occasions, scored a goal in three-straight games from Mar. 1-5 (3-1-4) and picked up a point in four-straight outings from Apr. 12-15 (1-4-5). He has registered 255-509-764 with 481 penalty minutes in 1,108 career NHL games.

LETESTU HAS BREAKOUT YEAR: C **Mark Letestu** tallied 13-14-27 with 10 penalty minutes and a +7 plus/minus rating in 46 games, matching his career highs in assists (11-14-25, 62 GP with CBJ/Pittsburgh in 2011-12) and points (14-13-27, 64 GP with Pittsburgh in 2010-11) despite the abbreviated 48-game schedule. He led the club in goals, shorthanded goals (2) and multi-point games (6-tied), ranked second in points (tied), third in shooting percentage (14.1-tied), power play (3-tied) and game-winning (2-tied) goals, fourth in plus/minus rating and shots (92) and was fifth in games played. He picked up points in 20-of-46 games, was an even or plus player in 34-of-46 outings and converted 3-of-4 shootout attempts (.750, led club). He had a season-best four-game point streak from Feb. 26-Mar. 5 (0-5-5) and registered the first three-point game of his career with 2-1-3 at San Jose on Apr. 21.

TYUTIN BECOMES BLUE JACKETS' TOP-SCORING DEFENSEMAN: D **Fedor Tyutin** collected 4-18-22 with 28 penalty minutes and a +9 plus/minus rating (career high) in 48 games this season. He led all CBJ defensemen in scoring for the third time in five seasons and led the club in assists (tied) and games played (tied), while ranking second in plus/minus rating (tied) and time on ice (24:05) and fourth in points. He ranked among the NHL's top 30 defensemen in assists (22nd-T), TOI (24th), plus/minus (27th-T) and points (28th-T). He has registered 31-110-141 in 356 games as a Blue Jacket and is the club's all-time leader among defensemen in assists and points, while ranking second in goals and games played (Rostislav Klesla, 41-92-133 in 515 GP from 2000-11).

FROM BROADWAY TO THE BUCKEYE STATE, NEW JACKETS MAKE THEIR MARK: Through a pair of trades with the NY Rangers, Columbus added four players to their lineup this year and each played an integral role in the club's resurgency:

- C **Artem Anisimov** collected 11-7-18 and 12 penalty minutes in 35 games, leading the club with a 16.2 pct. shooting percentage, ranking second in game-winning goals (3) and fourth in goals and multi-point games (4-tied) despite missing 13 games due to injury. In addition, he converted 4-of-6 shootout attempts (66.7 pct.) to rank fifth (tied) in the NHL in shootout goals scored, while his two game-deciding goals in the shootout ranked third (tied) in the league.
- C **Brandon Dubinsky** tallied 2-18-20 with 76 penalty minutes and a +2 plus minus rating despite being held to 29 games due to injury. He led the club in points per game (0.69) and assists (tied), ranked second in penalty minutes, third in multi-point games (five) and was fifth in points. He also had the fifth-best face-off winning percentage in the NHL (58.3 pct.), while ranking 22nd in the NHL in assists per game (0.62). He finished the season by collecting 1-10-11 in his final 10 outings, including back-to-back multi-point games with 0-2-2 at Dallas on Apr. 21 and 1-1-2 vs. Nashville on Apr. 25.
- D **Tim Erixon** tallied 0-5-5, 14 penalty minutes, was +4 and logged 15:41 average time on ice in 31 games during his rookie season. He was tied for eighth among NHL rookie defensemen in plus/minus rating.
- RW **Marian Gaborik** collected 3-5-8, six penalty minutes and was +5 in 12 games after joining the Blue Jackets on Apr. 3. He scored the game-winning goal and added an assist in his CBJ debut at Nashville on Apr. 4 and added an assist on the OT game-winner at Anaheim on Apr. 17. His season totals of 12-15-27 in 47 games ranked him first on the club in game-winning goals (5, 6th-tied in NHL) and shots (151), tied for second in goals and points and fourth in games played and assists.

JOHNSON CONTINUES TO BE COLUMBUS' IRON MAN: D **Jack Johnson** tallied 5-14-19 and 12 penalty minutes in 44 games, leading the club and ranking fifth in the NHL in time on ice (25:58). He logged 28:00 or more nine times, topped the 29:00 mark on six occasions and surpassed 30:00 in three games (32:04 vs. Detroit on Jan. 21, 34:59 vs. Detroit on Feb. 2 and 34:13 vs. Los Angeles on Feb. 5). His 34:59 vs. the Red Wings set a new franchise record, topping his own mark for a regulation game (32:16 vs. Detroit on Mar. 28, 2012) and the club standard for an OT game (33:18, Deron Quint vs. Detroit on Nov. 21, 2001). Johnson also led the club in power play points (3-5-8), ranked second in shots (96-tied), third in power play goals (3-tied) and fifth in assists (14-tied). Since Johnson made his Blue Jackets debut on Feb. 26, 2012, the club has posted a 35-27-14 record in 76 games. Columbus was 21-44-11 in its previous 76 outings.

PROUT MAKES PRESENCE FELT ON THE BLUELINE: Rookie D **Dalton Prout** collected 1-6-7, 25 penalty minutes and a +15 plus/minus rating, while averaging 18:31 time on ice in 28 games after being recalled from the AHL's Springfield Falcons on Mar. 1. He led the club, ranked second among NHL rookie defensemen and 11th among all league blueliners in plus/minus rating as he was an even or plus player in 26-of-28 games (-1 vs. Calgary on Mar. 22 and at San Jose on Apr. 21). He collected 1-4-5 over the final seven games of the season, scoring his first career NHL goal at Los Angeles on Apr. 18.

MISCELLANEOUS PLAYER NEWS & NOTES: LW **R.J. Umberger**, who has played in 371-of-376 games since joining the Blue Jackets prior to the 2008-09 season, ranked eighth among NHL forwards with 45 blocked shots, marking the fourth-straight season in which he has led CBJ forwards in that category… D **James Wisniewski** tallied 5-9-14 in 30 games, led the club with four power play goals (tied) and ranked third in time on ice (22:49) despite missing 18 games due to injury… RW **Cam Atkinson**, who finished the season with 6-5-11 in his last 15 games, tallied 9-9-18 and was +9 in 35 games, ranking second on the club in plus/minus rating (tied) and fifth in goals (tied) and shots (91)… LW **Matt Calvert**, who notched 5-4-9 in 13 games prior to suffering a season-ending broken hand at Los Angeles on Apr. 18, collected 9-7-16, two game-winning and a shorthanded goal in 42 games… LW **Jared Boll** ranked fifth in the NHL in fighting majors (12-tied) and ninth in penalty minutes (100) and has finished in the Top 10 in fighting majors in each of his six seasons in the league… D **Adrian Aucoin** played in his 1,100th NHL game on Apr. 9 vs. San Jose… C **Derek MacKenzie** led the club in face-off percentage (192-of-323, 59.4 pct.), which would've ranked fourth in the NHL had he qualified (minimum 400 attempts).

2012-13 COLUMBUS BLUE JACKETS FINAL STATISTICS

No.	Player		Pos	GP	G	A	P	+/-	PIM	PP	SH	GW	OT	S	S%	TOI/G	Sft/G	FO%
22	Vinny Prospal		LW	48	12	18	30	3	32	4	0	2	0	85	14.1	16:31	20.4	44.4
55	Mark Letestu		C	46	13	14	27	7	10	3	2	2	1	92	14.1	16:30	22.1	50.1
10	Marian Gaborik	NYR	RW	35	9	10	19	-8	8	1	0	4	2	113	8.0	18:40	22.3	0.0
		CBJ		12	3	5	8	5	6	0	0	1	0	38	7.9	18:05	22.5	100.0
		TOT		47	12	15	27	-3	14	1	0	5	2	151	7.9	18:31	22.4	33.3
51	Fedor Tyutin		D	48	4	18	22	9	28	0	0	1	1	56	7.1	24:05	27.1	100
17	Brandon Dubinsky		C	29	2	18	20	2	76	1	0	0	0	50	4	18:24	23.8	58.3
71	Nick Foligno		LW	45	6	13	19	6	28	1	0	2	1	69	8.7	16:31	21	33.3
7	Jack Johnson		D	44	5	14	19	-5	12	3	0	1	0	96	5.2	25:58	26.7	0
42	Artem Anisimov		C	35	11	7	18	-6	12	1	0	3	1	68	16.2	16:24	22.4	48.9
13	Cam Atkinson		RW	35	9	9	18	9	4	1	0	1	0	91	9.9	15:35	21.1	0
18	RJ Umberger		LW	48	8	10	18	3	16	2	0	0	0	96	8.3	18:29	23.9	50
11	Matt Calvert		LW	42	9	7	16	-9	32	0	1	2	1	63	14.3	14:10	20.2	33.3
21	James Wisniewski		D	30	5	9	14	-1	15	4	0	0	0	62	8.1	22:49	25.1	0
14	Blake Comeau	CGY	LW	33	4	3	7	-9	14	0	1	1	0	44	9.1	12:17	18.0	45.7
		CBJ		9	2	3	5	5	6	0	0	0	0	4	50.0	11:41	15.6	60.0
		TOT		42	6	6	12	-4	20	0	1	1	0	48	12.5	12:09	17.5	46.5
19	Ryan Johansen		C	40	5	7	12	-7	12	0	0	2	0	84	6	16:05	21.1	51.4
6	Nikita Nikitin		D	38	3	6	9	2	17	1	0	0	0	60	5	21:11	24.7	0
24	Derek MacKenzie		C	43	3	5	8	1	36	0	0	0	0	33	9.1	10:20	15.8	59.4
47	Dalton Prout		D	28	1	6	7	15	25	0	0	0	0	16	6.3	18:31	22.7	0
40	Jared Boll		R	43	2	4	6	1	100	0	0	0	0	19	10.5	8:04	12.2	44.4
20	Tim Erixon		D	31	0	5	5	4	14	0	0	0	0	21	0	15:41	19.6	0
33	Adrian Aucoin		D	36	0	4	4	-8	16	0	0	0	0	26	0	16:20	20.2	0
9	Colton Gillies		C	27	1	1	2	1	17	0	0	0	0	17	5.9	8:17	11.7	0
48	Cody Goloubef		D	11	1	0	1	-3	0	0	0	1	0	14	7.1	14:48	18.9	0
36	J. Audy-Marchessault		C	2	0	0	0	-1	0	0	0	0	0	0	0	10:56	15	0
29	Nick Holden		D	2	0	0	0	1	0	0	0	0	0	2	0	8:34	14	0
43	Sean Collins		C	5	0	0	0	-2	6	0	0	0	0	0	0	12:29	17.6	20
34	Nick Drazenovic		C	8	0	0	0	-2	4	0	0	0	0	5	0	9:55	15.5	53.7
58	David Savard		D	4	0	0	0	-3	0	0	0	0	0	1	0	13:12	17	0
	BENCH			48	0	0	0	0	10	0	0	0	0	0	0.0			
	TOTALS			**48**	**115**	**201**	**316**	**9**	**605**	**22**	**3**	**19**	**5**	**1283**	**0.9**			

No.	Goaltender		GP	MIN	W	L	OT	SO	SA	SV	SV%	GA	GAA	G	A	PIM
72	Sergei Bobrovsky		38	2,218:57	21	11	6	4	1084	1010	0.932	74	2.00	0	0	0
49	Michael Leighton	PHI	1	59:08	0	1	0	0	26	21	0.808	5	5.08	0	0	0
		CBJ	-	-	-	-	-	-	-	-	-	-	-	-	-	-
	TOTALS		**48**	**2949**	**24**	**17**	**7**	**4**	**1436**	**1321**	**0.920**	**115**	**2.40**	**0**	**0**	**0**

2012-13 COLUMBUS BLUE JACKETS INDIVIDUAL SCORING BREAKDOWN

	Even Strength			Power Play			Shorthanded			Home					Road				
PLAYER	**G**	**A**	**P**	**G**	**A**	**P**	**G**	**A**	**P**	**GP**	**G**	**A**	**P**	**+/-**	**GP**	**G**	**A**	**P**	**+/-**
Vinny Prospal	8	15	23	4	3	7	0	0	0	24	6	11	17	3	24	6	7	13	0
Mark Letestu	8	12	20	3	2	5	2	0	2	23	7	10	17	10	23	6	4	10	-3
Marian Gaborik	11	7	18	1	8	9	0	0	0	23	10	10	20	4	24	2	5	7	-7
Fedor Tyutin	4	12	16	0	5	5	0	1	1	24	1	11	12	8	24	3	7	10	1
Brandon Dubinsky	1	11	12	1	6	7	0	1	1	15	2	8	10	0	14	0	10	10	2
Nick Foligno	5	11	16	1	2	3	0	0	0	23	3	9	12	6	22	3	5	7	0
Jack Johnson	2	9	11	3	5	8	0	0	0	22	4	9	13	3	22	1	5	6	-8
Artem Anisimov	10	7	17	1	0	1	0	0	0	21	6	3	9	-4	14	5	4	9	-2
Cam Atkinson	8	8	16	1	1	2	0	0	0	16	5	3	8	7	19	4	6	10	2
R.J. Umberger	6	7	13	2	3	5	0	0	0	24	3	6	9	4	24	5	4	9	-1
Matt Calvert	8	7	15	0	0	0	1	0	1	21	3	4	7	-5	21	6	3	9	-4
James Wisniewski	1	7	8	4	1	5	0	1	1	12	4	3	7	2	18	1	6	7	-3
Blake Comeau	5	6	11	0	0	0	1	0	1	20	3	2	5	2	22	3	4	7	-6
Ryan Johansen	5	6	11	0	1	1	0	0	0	21	2	5	7	0	19	3	2	5	-7
Nikita Nikitin	2	5	7	1	1	2	0	0	0	17	3	3	6	5	21	0	3	3	-3
Derek MacKenzie	3	5	8	0	0	0	0	0	0	20	2	4	6	-1	23	1	1	2	2
Dalton Prout	1	5	6	0	1	1	0	0	0	14	0	3	3	6	14	1	3	4	9
Jared Boll	2	4	6	0	0	0	0	0	0	21	1	1	2	0	22	1	3	4	1
Tim Erixon	0	3	3	0	2	2	0	0	0	17	0	4	4	1	14	0	1	1	3
Adrian Aucoin	0	4	4	0	0	0	0	0	0	16	0	3	3	-2	20	0	1	1	-6
Colton Gillies	1	1	2	0	0	0	0	0	0	13	1	1	2	4	14	0	0	0	-3
Nick Drazenovic	0	0	0	0	0	0	0	0	0	4	0	0	0	0	4	0	0	0	-2
Sean Collins	0	0	0	0	0	0	0	0	0	1	0	0	0	0	4	0	0	0	-2
David Savard	0	0	0	0	0	0	0	0	0	3	0	0	0	-3	1	0	0	0	0
J. Audy-Marchessault	0	0	0	0	0	0	0	0	0	2	0	0	0	-1	0	0	0	0	0
Nick Holden	0	0	0	0	0	0	0	0	0	2	0	0	0	+1	0	0	0	0	0

	HOME				ROAD				TOTAL			
GOALTENDER	**GP**	**REC**	**GAA**	**SV%**	**GP**	**REC**	**GAA**	**SV%**	**GP**	**REC**	**GAA**	**SV%**
Sergei Bobrovsky	20	12-3-5	1.64	.945	18	9-8-1	2.40	.917	38	21-11-6	2.00	.932
Michael Leighton	0	0-0-0	0.00	.000	1	0-1-0	5.08	.808	1	0-1-0	5.08	.808

2012-13 COLUMBUS BLUE JACKETS STATISTICAL LEADERS

GAMES PLAYED

1.	Vinny Prospal	48
	R.J. Umberger	48
	Fedor Tyutin	48
4.	Marian Gaborik	47
5.	Mark Letestu	46

GOALS

1.	Mark Letestu	13
	Marian Gaborik	12
	Vinny Prospal	12
4.	Artem Anisimov	11
5.	Matt Calvert	9
	Cam Atkinson	9

ASSISTS

1.	Fedor Tyutin	18
	Vinny Prospal	18
	Brandon Dubinsky	18
4.	Marian Gaborik	15
5.	Mark Letestu	14
	Jack Johnson	14

POINTS

1.	Vinny Prospal	30
2.	Mark Letestu	27
	Marian Gaborik	27
4.	Fedor Tyutin	22
5.	Brandon Dubinsky	20

PLUS/MINUS RATING

1.	Dalton Prout	15
2.	Fedor Tyutin	9
	Cam Atkinson	9
4.	Mark Letestu	7
5.	Nick Foligno	6

PENALTY MINUTES

1.	Jared Boll	100
2.	Brandon Dubinsky	76
3.	Derek Dorsett	53
4.	Derek MacKenzie	36
5.	Matt Calvert	32
	Vinny Prospal	32

POWER PLAY GOALS

1.	Vinny Prospal	4
	James Wisniewski	4
3.	Jack Johnson	3
	Mark Letestu	3
5.	R.J. Umberger	2

SHORTHANDED GOALS

1.	Mark Letestu	2
2.	Matt Calvert	1
	Blake Comeau	1

GAME-WINNING GOALS

1.	Marian Gaborik	5
2.	Artem Anisimov	3
3.	Vinny Prospal	2
	Nick Foligno	2
	Matt Calvert	2
	Ryan Johansen	2
	Mark Letestu	2

OVERTIME GOALS

1.	Marian Gaborik	2
2.	Mark Letestu	1
	Fedor Tyutin	1
	Nick Foligno	1
	Matt Calvert	1
	Artem Anisimov	1

SHOTS ON GOAL

1.	Marian Gaborik	151
2.	R.J. Umberger	96
	Jack Johnson	96
4.	Mark Letestu	92
5.	Cam Atkinson	91

SHOOTING PERCENTAGE
(Minimum 60 shots)

1.	Artem Anisimov	16.2
2.	Matt Calvert	14.3
3.	Vinny Prospal	14.1
4.	Mark Letestu	14.1
5.	Cam Atkinson	9.9

DEFENSEMAN GOALS

1.	James Wisniewski	5
	Jack Johnson	5
3.	Fedor Tyutin	4
4.	Nikita Nikitin	3
5.	Dalton Prout	1
	Cody Goloubef	1

DEFENSEMAN ASSISTS

1.	Fedor Tyutin	18
2.	Jack Johnson	14
3.	James Wisniewski	9
4.	Nikita Nikitin	6
	Dalton Prout	6

DEFENSEMAN POINTS

1.	Fedor Tyutin	22
2.	Jack Johnson	19
3.	James Wisniewski	14
4.	Nikita Nikitin	9
5.	Dalton Prout	7

ICE TIME – ALL PLAYERS

1.	Jack Johnson	25:58
2.	Fedor Tyutin	24:05
3.	James Wisniewski	22:49
4.	Nikita Nikitin	21:11
5.	Dalton Prout	18:31
	Marian Gaborik	18:31

ICE TIME – FORWARDS

1.	Marian Gaborik	18:31
2.	R.J. Umberger	18:29
3.	Brandon Dubinsky	18:24
4.	Vinny Prospal	16:31
	Nick Foligno	16:31

FACE-OFF PERCENTAGE

1.	Derek MacKenzie	59.4
2.	Brandon Dubinsky	58.3
3.	Ryan Johansen	51.4
4.	Mark Letestu	50.1
5.	Artem Anisimov	48.9

MULTI-GOAL GAMES

1.	Marian Gaborik	2
	Cam Atkinson	2
3.	Nick Foligno	1
	Artem Anisimov	1
	Mark Letestu	1

MULTI-POINT GAMES

1.	Vinny Prospal	6
	Mark Letestu	6
	Marian Gaborik	6
4.	Brandon Dubinsky	5
5.	Nick Foligno	4
	Cam Atkinson	4

GOALTENDER WINS

1.	Sergei Bobrovsky	21
2.	Steve Mason	3

GOALTENDER GAA

1.	Sergei Bobrovsky	2.00
2.	Steve Mason	2.95

GOALTENDER SV%

1.	Sergei Bobrovsky	.932
	Steve Mason	.899

GOALTENDER SHUTOUTS

1.	Sergei Bobrovsky	4

2012-13 COLUMBUS BLUE JACKETS TIME ON ICE/FACE-OFF REPORT

TIME ON ICE

		Total		Even Strength		Shorthanded		Power Play				
PLAYER	**GP**	**TOI**	**TOI/G**	**TOI**	**TOI/G**	**TOI**	**TOI/G**	**TOI**	**TOI/G**	**Shifts**	**TOI/S**	**Sft/G**
Fedor Tyutin	48	1,156:35	24:05	901:47	18:47	121:51	2:32	132:57	2:46	1,302	53	27.1
Jack Johnson	44	1,142:51	25:58	860:53	19:33	122:31	2:47	159:27	3:37	1,174	58	26.7
R.J. Umberger	48	887:28	18:29	709:04	14:46	49:34	1:01	128:50	2:41	1,149	46	23.9
Marian Gaborik	47	870:25	18:31	739:03	15:43	1:54	0:02	129:28	2:45	1,052	50	22.4
Nikita Nikitin	38	805:30	21:11	644:50	16:58	89:29	2:21	71:11	1:52	938	52	24.7
Vinny Prospal	48	793:16	16:31	665:06	13:51	0:49	0:01	127:21	2:39	977	49	20.4
Mark Letestu	46	759:43	16:30	602:08	13:05	101:41	2:12	55:54	1:12	1,015	45	22.1
Nick Foligno	45	743:36	16:31	650:28	14:27	3:56	0:05	89:12	1:58	945	47	21
James Wisniewski	30	684:55	22:49	541:11	18:02	45:18	1:30	98:26	3:16	753	55	25.1
Ryan Johansen	40	643:22	16:05	546:41	13:40	3:53	0:05	92:48	2:19	843	46	21.1
Matt Calvert	42	595:32	14:10	526:13	12:31	50:09	1:11	19:10	0:27	850	42	20.2
Adrian Aucoin	36	588:00	16:20	533:30	14:49	54:12	1:30	0:18	0:00	728	48	20.2
Artem Anisimov	35	574:18	16:24	459:37	13:07	54:49	1:33	59:52	1:42	783	44	22.4
Cam Atkinson	35	545:31	15:35	475:12	13:34	24:05	0:41	46:14	1:19	738	44	21.1
Brandon Dubinsky	29	533:46	18:24	391:45	13:30	72:25	2:29	69:36	2:24	691	46	23.8
Dalton Prout	28	518:48	18:31	491:09	17:32	26:32	0:56	1:07	0:02	635	49	22.7
Blake Comeau	42	510:41	12:09	456:41	10:52	51:34	1:13	2:26	0:03	734	42	17.5
Tim Erixon	31	486:35	15:41	451:52	14:34	5:13	0:10	29:30	0:57	608	48	19.6
Derek MacKenzie	43	444:34	10:20	379:32	8:49	63:16	1:28	1:46	0:02	680	39	15.8
Derek Dorsett	24	383:45	15:59	331:12	13:48	44:16	1:50	8:17	0:20	526	44	21.9
Jared Boll	43	347:33	8:04	345:19	8:01	0:00	0:00	2:14	0:03	524	40	12.2
Colton Gillies	27	224:03	8:17	223:17	8:16	0:00	0:00	0:46	0:01	317	42	11.7
Cody Goloubef	11	162:57	14:48	161:33	14:41	0:25	0:02	0:59	0:05	208	47	18.9
Nick Drazenovic	8	79:25	9:55	71:14	8:54	7:39	0:57	0:32	0:04	124	38	15.5
Sean Collins	5	62:28	12:29	62:28	12:29	0:00	0:00	0:00	0:00	88	43	17.6
David Savard	4	52:48	13:12	49:37	12:24	2:51	0:42	0:20	0:05	68	47	17
J. Audy-Marchessault	2	21:53	10:56	20:07	10:03	0:00	0:00	1:46	0:53	30	44	15
Nick Holden	2	17:09	8:34	17:08	8:34	0:01	0:00	0:00	0:00	28	37	14

FACE-OFF REPORT

		Even Strength		Power Play		Shorthanded		Total Face-Offs			
PLAYER	**GP**	**W**	**L**	**W**	**L**	**W**	**L**	**W**	**L**	**TOTAL**	**FO%**
Ryan Johansen	40	230	219	38	34	4	4	272	257	529	51.4
Artem Anisimov	35	205	215	29	17	15	28	249	260	509	48.9
Mark Letestu	46	192	188	16	8	36	47	244	243	487	50.1
Brandon Dubinsky	29	183	131	47	27	26	25	256	183	439	58.3
Derek MacKenzie	43	161	103	4	0	27	28	192	131	323	59.4
R.J. Umberger	48	37	36	13	13	4	5	54	54	108	50
Blake Comeau	42	36	37	0	0	4	9	40	46	86	46.5
Nick Drazenovic	8	27	23	0	0	2	2	29	25	54	53.7
Derek Dorsett	24	9	7	1	1	3	2	13	10	23	56.5
Jared Boll	43	3	5	1	0	0	0	4	5	9	44.4
Vinny Prospal	48	3	3	1	2	0	0	4	5	9	44.4
Nick Foligno	45	2	5	1	1	0	0	3	6	9	33.3
Matt Calvert	42	2	4	0	0	0	0	2	4	6	33.3
Sean Collins	5	1	4	0	0	0	0	1	4	5	20
Marian Gaborik	47	1	2	0	0	0	0	1	2	3	33.3
Colton Gillies	27	0	2	0	0	0	0	0	2	2	0
J. Audy-Marchessault	2	0	0	0	0	0	0	0	0	0	0
Cam Atkinson	35	0	0	0	0	0	0	0	0	0	0

2012-13 COLUMBUS BLUE JACKETS STATISTICAL BREAKDOWN

TEAM BY PERIOD

Scoring	1st	2nd	3rd	OT	TOT	AVG
COLUMBUS	25	48	37	5	115	2.40
Opponents	34	39	39	3	115	2.40
2011-12	**1st**	**2nd**	**3rd**	**OT**	**TOT**	**AVG**
COLUMBUS	63	73	60	2	198	2.41
Opponents	78	85	92	2	257	3.13

Shots	1st	2nd	3rd	OT	TOT	AVG
COLUMBUS	406	425	416	36	1283	26.7
Opponents	473	490	432	41	1436	29.9
2011-12	**1st**	**2nd**	**3rd**	**OT**	**TOT**	**AVG**
COLUMBUS	807	823	799	25	2454	29.9
Opponents	815	882	810	30	2537	30.9

SPECIAL TEAMS

Power Play	PPG	ATT	PCT	RANK
Overall:	22	155	14.2	28th
Home:	14	86	16.3	23rd
Road:	8	69	11.6	27th
2 shorthanded goals against				21st-T
2011-12	**PPG**	**ATT**	**PCT**	**RANK**
Overall:	49	317	15.5	24th
Home:	28	163	17.2	16th-T
Road:	21	154	13.6	23rd
8 shorthanded goals against				21st-T

Penalty Killing	GA	ATT	PCT	RANK
Overall:	25	144	82.6	11th
Home:	8	67	88.1	6th
Road:	17	77	77.9	21st
3 shorthanded goals scored				9th-T
2011-12	**GA**	**ATT**	**PCT**	**RANK**
Overall:	64	274	76.7	30th
Home:	25	128	80.5	26th
Road:	39	146	73.3	30th
7 shorthanded goals scored				9th-T

PENALTIES	GP	PIM	AVG	RANK
	48	605	12.6	23rd
2011-12	**GP**	**PIM**	**AVG**	**RANK**
	82	1037	12.6	23rd-T

SITUATIONAL SCORING	GF	GA	2011-12 GF	GA
5 ON 5	84	81	132	166
5 ON 4	19	1	42	6
5 ON 3	1	0	6	0
4 ON 4	4	4	2	9
4 ON 3	2	0	0	0
3 ON 3	0	0	0	0

	GF	GA	2011-12	GF	GA
3 ON 4	0	1		0	0
3 ON 5	0	3		0	1
4 ON 5	3	19		6	63
Empty Net	2	6		9	12
Penalty Shots	0	0		1	0
TOTALS	115	115		198	257

RECORD BY MONTH	REC	PTS	2011-12 REC	PTS
October	0-0-0	0	2-9-1	5
November	0-0-0	0	4-6-2	10
December	0-0-0	0	4-8-2	10
January	2-5-1	5	3-8-1	7
February	3-7-2	8	5-7-1	11
March	10-2-4	24	9-7-0	18
April	9-3-0	18	2-1-0	4
TOTALS	**24-17-7**	**55**	**29-46-7**	**65**

RECORD BY DAY OF THE WEEK	REC	PTS	2011-12 REC	PTS
Monday	3-1-1	7	1-4-0	2
Tuesday	3-2-3	9	8-9-1	17
Wednesday	1-1-0	2	1-2-2	4
Thursday	4-4-2	10	5-8-2	12
Friday	3-2-1	7	5-4-0	10
Saturday	6-4-0	12	7-12-1	15
Sunday	4-3-0	8	2-7-1	5
TOTALS	**24-17-7**	**55**	**29-46-7**	**65**

MISCELLANEOUS RECORD		2011-12
One-Goal Games:	14-7-7	11-13-7
Two-Goal Games:	5-5	7-12
Three-Goal Games:	3-3	8-15
Four or More-Goal Games:	2-2	3-6

RECORD VS. NHL		2011-12
vs. Central Division:	9 - 6 - 3	5-17-2
vs. Pacific Division:	8 - 6 - 1	9-11-0
vs. Northwest Division:	7 - 5 - 3	9-9-2
vs. WESTERN CONFERENCE:	24 - 17 - 7	23-37-4
vs. Northeast Division:	0-0-0	2-4-1
vs. Atlantic Division:	0-0-0	1-2-2
vs. Southeast Division:	0-0-0	3-3-0
vs. EASTERN CONFERENCE:	0-0-0	6-9-3

BLUE JACKETS RECORD WHEN…

PLAYING BACK-TO-BACK GAMES		2011-12			2011-12			2011-12
First Game:	6-5-0	5-12-0	**H:**	4-1-0	2-5-0	**A:**	2-4-0	3-7-0
Second Game:	4-7-0	4-11-2		1-0-0	1-3-1		3-7-0	3-8-1
SCORING								
One goal or less:	1-10-3	1-17-3	**H:**	1-3-2	0-9-1	**A:**	0-7-1	1-8-2
Two goals or less:	8-15-3	5-19-2		4-6-2	3-8-1		4-9-1	2-11-1
Three goals:	7-1-3	6-7-2		3-0-2	4-4-1		4-1-1	2-3-1
Four goals or more:	9-1-1	17-3-0		6-0-1	10-0-0		3-1-0	7-3-0
ALLOWING								
Two goals or less:	19-4-3	24-5-3	**H:**	12-0-2	14-4-1	**A:**	7-4-1	10-1-2
Three goals:	4-6-1	5-8-3		2-3-1	3-5-1		2-3-0	2-3-2
Four goals or more:	1-7-3	0-33-1		0-2-2	0-12-1		1-5-1	0-21-0

BLUE JACKETS RECORD WHEN continued…

		2011-12			2011-12			2011-12
IN OVERTIME:	10-7	2-2	**H:**	5-5	0-1	**A:**	5-2	2-1
SCORING A PP GOAL:	12-3-3	18-16-3	**H:**	7-1-3	12-9-0	**A:**	5-2-0	6-7-3
SHUTOUT ON THE PP:	12-14-4	11-31-3	**H:**	7-4-2	5-12-3	**A:**	5-10-2	6-19-0
ALLOWING A PP GOAL:	10-10-1	7-33-3	**H:**	2-3-1	3-13-2	**A:**	8-7-0	4-20-1
KILLING ALL SH SITUATIONS:	14-7-6	22-14-3	**H:**	12-2-4	14-8-1	**A:**	2-5-2	8-6-2
SCORING FIRST GOAL:	12-6-2	23-13-4	**H:**	7-2-1	14-8-2	**A:**	5-4-1	9-5-2
ALLOWING FIRST GOAL:	12-11-5	6-33-3	**H:**	6-4-4	3-13-1	**A:**	6-7-1	3-21-2
LEADING AFTER 1ST PERIOD:	8-2-1	18-3-1	**H:**	5-1-1	13-2-1	**A:**	3-1-0	5-1-0
TIED AFTER 1ST PERIOD:	12-6-5	8-21-4	**H:**	9-2-3	4-11-1	**A:**	3-4-2	4-10-3
TRAILING AFTER 1ST PERIOD:	4-9-1	3-22-2	**H:**	0-2-1	1-8-1	**A:**	4-7-0	2-14-1
LEADING AFTER 2ND PERIOD:	13-0-0	23-6-2	**H:**	9-0-0	15-3-2	**A:**	4-0-0	8-3-0
TIED AFTER 2ND PERIOD:	8-3-4	4-9-3	**H:**	3-0-3	2-4-1	**A:**	5-3-1	4-5-2
TRAILING AFTER 2ND PERIOD:	3-14-3	2-31-2	**H:**	3-5-2	0-13-0	**A:**	0-9-1	2-18-2
LEADING IN SHOTS:	7-6-0	9-20-3	**H:**	6-2-0	8-11-3	**A:**	1-4-0	1-10-1
TRAILING IN SHOTS:	15-9-7	19-23-2	**H:**	7-1-5	8-8-0	**A:**	8-8-2	11-16-2
SHOTS ARE TIED:	2-2-0	1-2-0	**H:**	1-2-0	1-2-0	**A:**	1-0-0	0-0-0

HAT TRICKS FOR – 0

Goals	Player	Date	Opponent	Opposing Goaltender	Result
None					

HAT TRICKS AGAINST – 1

Goals	Player	Date	Opponent	CBJ Goaltender	Result
3	Steve Sullivan	Jan. 23, 2013	at Phoenix	Steve Mason	L, 1-5

SHUTOUTS BY BLUE JACKETS – 4

Date	Opponent	Goaltender	SV/Score
Mar. 9, 2013	Detroit	Sergei Bobrovsky	30/3-0
Mar. 16, 2013	Phoenix	Sergei Bobrovsky	39/3-0
Mar. 26, 2013	at Vancouver	Sergei Bobrovsky	34/0-1 SO
Apr. 9, 2013	San Jose	Sergei Bobrovsky	30/4-0

SHUTOUTS BY OPPONENTS – 5

Date	Opponent	Goaltender	SV/Score
Jan. 24, 2013	at Colorado	Semyon Varlamov	33/0-4
Feb. 24, 2013	at Chicago	Corey Crawford	28/0-1
Mar. 16, 2013	Phoenix	Mike Smith	23/1-0 SO
Mar. 26, 2013	at Vancouver	Cory Schneider	17/0-1 SO
Apr. 27, 2013	Minnesota	Niklas Backstrom	24/0-3

EXTRA ATTACKER GOALS

BLUE JACKETS EXTRA ATTACKER GOALS – 1

Date	Opponent	Goal Scorer	Time	Period	Result
Jan. 26, 2013	Chicago	Artem Anisimov	17:41	3rd	L, 2-3

OPPONENT EXTRA ATTACKER GOALS – 1

Date	Opponent	Goal Scorer	Time	Period	Result
Mar. 19, 2013	Nashville	Mike Fisher	18:46	3rd	W, 4-3

2012-13 COLUMBUS BLUE JACKETS TEAM HIGHS & LOWS

---bold indicates team record set this season-----*bold italics indicates tied team record this season*

TEAM SCORING	2012-13 SEASON		FRANCHISE RECORD	
Most goals – game:	6	2x, Mar. 29 at Calgary – most recent	8	3x, Nov. 10, 2010 vs. St. Louis – most recent
Most goals – period:	4	2nd period, Mar. 29 at Calgary	5	2x, 2nd period, Mar. 25, 2010 vs. Chicago – most recent
Most goals allowed – game:	6	Mar. 28 at Edmonton	10	Mar. 30, 2002 at San Jose
Most goals allowed – period:	4	1st period, Mar. 23 at Nashville	6	2nd period, Dec. 17, 2005 at Nashville
Fewest goals – game:	***0***	***5x, Apr. 7 vs. Minnesota – most recent***	***0***	***91x, Apr. 7, 2013 vs. Minnesota – most recent***
Fewest goals allowed – game:	***0***	***4x, Apr. 9 vs. San Jose – most recent***	***0***	***64x, Apr. 9, 2013 vs. San Jose – most recent***
Most power play goals – game:	2	4x, Apr. 25 at Dallas – most recent	5	Dec. 10, 2006 vs. Ottawa
Most power play goals allowed – game:	2	4x, Apr. 7 vs. Minnesota – most recent	5	3x, Jan. 6, 2007 at San Jose – most recent
Most power play attempts – game:	7	3x, Feb. 10 vs. Edmonton – most recent	13	2x, Jan. 24, 2004 vs. Chicago – most recent
Most power play attempts allowed – game:	7	2x, Feb. 16 at Phoenix – most recent	12	2x, Oct. 26, 2005 vs. Nashville – most recent
Most shorthanded goals – game:	1	3x, Mar. 29 at Calgary – most recent	2	2x, Mar. 22, 2011 at Colorado – most recent
Most shorthanded goals allowed – game:	1	Feb. 10 vs. Edmonton	2	9x, Feb. 1, 2011 vs. Chicago – most recent
Best power play efficiency:	2-of-4	2x, Feb. 11 vs. San Jose & Apr. 24 at Dallas	2-of-2	3x, Jan. 17, 2012 vs. Edmonton – most recent
Best penalty killing efficiency:	7-of-7	Jan. 21 vs. Detroit	9-of-9	4x, Mar. 12, 2011 at Carolina – most recent
Largest margin of victory:	4	2x, Mar. 22 vs. Calgary – most recent	7	Nov. 10, 2010 vs. St. Louis
Largest margin of defeat:	4	2x, Jan. 24 at Colorado – most recent	8	3x, Nov. 11, 2009 vs. Detroit
SHOTS				
Most shots – game:	47	Apr. 27 vs. Nashville	54	Apr. 3, 2012 at Phoenix
Most shots – period:	**25**	**3rd period, Apr. 27 vs. Nashville**	**25**	**3rd period, Apr. 27, 2013 vs. Nashville**
Most shots – overtime period:	6	Mar. 14 vs. Chicago	7	Nov. 1, 2008 vs. Chicago
Most shots allowed – game:	42	2x, Jan. 23 at Phoenix – most recent	52	Jan. 14, 2006 at Florida
Most shots allowed – period:	18	2nd period, Mar. 12 vs. Vancouver	25	3rd period, Nov. 19, 2010 at Anaheim
Most shots allowed – overtime period:	7	Mar. 14 vs. Chicago	11	Jan. 11, 2004 at Anaheim
Fewest shots – game:	13	Feb. 15 at Los Angeles	10	Apr. 1, 2003 at Philadelphia
Fewest shots – period:	***1***	***Mar. 31 vs. Anaheim, 3rd period***	***1***	***9x, Mar. 31, 2013 vs. Anaheim – most recent***
Fewest shots – overtime period:	***0***	***Feb. 26 vs. Dallas***	***0***	***27x, Feb. 26, 2013 vs. Dallas – most recent***
Fewest shots allowed – game:	14	Feb. 10 vs. Edmonton	13	Feb. 21, 2009 vs. Anaheim
Fewest shots allowed – period:	3	4x Apr. 18 at Los Angeles – most recent	0	2x, Oct. 21, 2007 vs. Vancouver – most recent
Fewest shots allowed – overtime period:	***0***	***Apr. 18 at Anaheim***	***0***	***17x, Apr. 18, 2013 at Anaheim – most recent***
PENALTIES				
Most penalties – game:	10	2x, Jan. at St. Louis – most recent	21	Jan. 11, 2006 vs. Pittsburgh
Most penalties – period:	7	2nd period, Jan. 31 at St. Louis	13	3rd period, Feb. 7, 2006 at Vancouver
Most penalty minutes – game:	40	Jan. 31 at St. Louis	70	Feb. 21, 2003 at San Jose
Most penalty minutes – period:	34	2nd period, Jan. 31 at St. Louis	52	2nd period, Mar. 26, 2009 vs. Calgary
Fewest penalties – game:	1	2x, Mar. 19 vs. Nashville – most recent	0	Mar. 27, 2010 vs. NY Islanders
Fewest penalty minutes – game:	2	2x, Mar. 19 vs. Nashville – most recent	0	Mar. 27, 2010 vs. NY Islanders
STREAKS				
Longest winning streak – overall:	5	Mar. 3-Mar. 10	6	Mar. 24-Apr. 3, 2006
Longest winning streak – home:	4	Mar. 3-Mar. 9	6	Dec. 26, 2007-Jan. 15, 2008
Longest winning streak – road:	3	Apr. 13 at Minnesota-Apr. 17 at Anaheim	6	Jan. 19-Feb. 18, 2011
Longest regulation unbeaten streak:	**12**	**Feb. 26-Mar. 22 (8-0-4)**	**12**	**Feb. 26-Mar. 22, 2013 (8-0-4)**
Longest reg. unbeaten streak – home:	**11**	**Feb. 26-Apr. 7 (8-0-3)**	**11**	**Feb. 26-Apr. 7, 2013 (8-0-3)**
Longest reg. unbeaten streak – road:	3	Apr. 13 at Minnesota-Apr. 17 at Anaheim	8	Jan. 15-Feb. 18, 2011, (6-0-2)
Longest regulation losing streak – overall:	3	2x, Feb. 15-18- most recent	8	2x, Nov. 17-Dec. 3, 2000
Longest reg. losing streak – home:	1	3x, Apr. 7 vs. Minnesota – most recent	6	Oct. 12-Nov. 9, 2001
Longest reg. losing streak – road:	6	Jan. 23-Feb. 21	9	Oct. 12-Nov. 20, 2005
Longest streak without a win – overall:	4	2x, Feb.23-Mar. 1 – most recent	9	2x, Dec.10-26, 2009 (0-7-2) – most recent
Longest streak without a win – home:	3	Feb. 5-10	8	2x, Oct. 4-Nov. 9, 2001 (0-6-2-0)
Longest streak without a win – road:	6	Jan. 23-Feb. 21	14	Oct. 9-Dec. 23, 2003 (0-11-1-2)

2012-13 COLUMBUS BLUE JACKETS INDIVIDUAL SEASON HIGHS

INDIVIDUAL	2012-13 SEASON		FRANCHISE RECORD	
Most goals – game:	2	5x, Cam Atkinson, Apr. 25 at Dallas – most recent	4	Geoff Sanderson, Mar. 29, 2003 at Calgary
Most assists – game:	3	Vinny Prospal, Mar. 19 vs. Nashville	5	Espen Knutsen, Mar. 24, 2001 vs. Calgary
Most points – game:	3	4x, Mark Letestu, Apr. 21 at San Jose – most recent	5	4x, David Vyborny, Feb. 28, 2004 vs. Colorado – most recent
Most goals – period:	2	2x, Nick Foligno, Mar. 22 vs. Calgary – most recent	3	3x, Jeff Carter, 1st period, Dec. 22, 2011 at Nashville – most recent
Most assists – period:	2	4x, Brandon Dubinsky, 2nd period, Apr. 13 at Minnesota – most recent	3	6x, Alexander Svitov, 3rd period, Jan. 5, 2007 at Anaheim – most recent
Most points – period:	2	9x, Mark Letestu, 2nd period, Apr. 21 at San Jose – most recent	3	21x, Jeff Carter, 1st period Dec. 22, 2011 at Nashville – most recent
Most power play goals – game:	1	20, Cam Atkinson, Apr. 25 at Dallas – most recent	3	Bryan Berard, Jan. 9, 2006 at Phoenix
Most shorthanded goals – game:	***1***	***3x, Mark Letestu, Mar. 29 at Calgary – most recent***	***1***	***71x, Mark Letestu, Mar. 29, 2013 at Calgary – most recent***
Most shots on goal – game:	9	Cam Atkinson, Mar. 28 at Edmonton	10	7x, Rick Nash, Jan. 17, 2008 at Phoenix – most recent
Most shots on goal – period:	4	9x, Jack Johnson and Brandon Dubinsky, 3rd period, April 27 vs. Nashville – most recent	7	Ray Whitney, 3rd period, Nov. 12, 2002 at Colorado
Highest Plus/Minus:	***+4***	***Dalton Prout, Mar. 29 at Calgary***	***+4***	***18x, Dalton Prout, Mar. 29, 2013 at Calgary – most recent***
Lowest Plus/Minus:	-3	7x,Ryan Johansen, Feb. 26 vs. Dallas – most recent	-5	3x, Espen Knutsen, Feb. 23, 2003 at Vancouver – most recent
Most penalty minutes – game:	20	Brandon Dubinsky, Feb. 5 vs. Los Angeles	31	Duvie Westcott, Apr. 13, 2006 vs. St. Louis
Most penalty minutes – period:	20	Brandon Dubinsky, 2nd period, Feb. 5 vs. Los Angeles	31	Duvie Westcott, 2nd period, Apr. 13, 2006 vs. St. Louis
Most ice time – forward (regulation game):	23:22	Brandon Dubinsky, Jan. 31 vs. St. Louis	27:19	Ray Whitney, Oct. 14, 2002 vs. Phoenix
Most ice time – def. (regulation game):	**34:59**	**Jack Johnson, Feb. 2 vs. Detroit**	**34:59**	**Jack Johnson, Feb. 2, 2013 vs. Detroit**
Most ice time – forward (overtime game)	22:29	R.J. Umberger, Feb. 7 vs. Calgary	27:43	David Vyborny, Dec. 8, 2005 vs. NY Islanders
Most ice time – def. (overtime game)	32:04	Jack Johnson, Jan. 21 vs. Detroit	33:18	Deron Quint, Nov. 21, 2001 vs. Detroit
Longest point scoring streak:	5	F. Tyutin, Apr. 13-21	10	R.J. Umberger, Nov. 10-Dec. 1, 2010 (3-10-13)
Longest goal-scoring streak:	3	Vinny Prospal, Mar. 1-5	7	Geoff Sanderson, Nov. 5-17, 2002 (8g)
Longest assist-scoring streak:	4	2x, Ryan Johansen, Mar. 5-10 – most recent	8	R.J. Umberger, Nov. 10-26, 2010 (8a)
Most saves by a goalie – game:	39	4x, Sergei Bobrovsky, Apr. 13 at Minnesota (3-2 SOW), 41 shots – most recent	48	2x, Pascal Leclaire, Jan. 14, 2006 at Florida (5-4 OTW), 52 shots – most recent
Most saves by a goalie – period:	17	Sergei Bobrovsky, 2nd period, Mar. 12 vs. Vancouver	24	Steve Mason, 3rd period, Nov. 19 at Anaheim
MISCELLANEOUS				
Fastest goal to start – game:	***0:10***	***Cam Atkinson, Mar. 28 at Edmonton***	***0:10***	***2x, Cam Atkinson, Mar. 28, 2013 at Edmonton – most recent***
Fastest goal to start allowed – game:	0:18	Damien Brunner, Feb. 21 at Detroit	0:08	2x, Antti Laaksonen, Feb. 10, 2006 vs. Colorado – most recent
Fastest goal to start – period:	***0:10***	***Cam Atkinson, 1st period, Mar. 28 at Edmonton***	***0:10***	***2x, Cam Atkinson, Mar. 28, 2013, first period at Edmonton – most recent***
Fastest goal to start allowed – period:	0:18	Damien Brunner, 1st period, Feb. 21 at Detroit	0:08	Mike Modano, 1st period, Dec. 27, 2003 vs. Dallas
Fastest two goals:	***0:08***	***Vinny Prospal 5:37 (2nd) & Mark Letestu 5:45 (2nd) Feb. 11 vs. San Jose***	***0:08***	***2x, Vinny Prospal 5:37 (2nd) & Mark Letestu 5:45 (2nd), Feb. 11, 2013 vs. San Jose – most recent***
Fastest two goals against:	0:21	Peter Holland 15:56 (1st) & Ryan Getzlaf 16:17 (1st) - Feb. 18 at Anaheim	0:05	Tomas Holmstrom 10:44 (2nd) & Pavel Datsyuk 10:49 (2nd) – Nov. 24, 2007 vs. Detroit
Fastest three goals:	**1:15**	**Nick Foligno 13:05 (2nd), Nick Foligno 13:56 (2nd) & Artem Anisimov 14:20 (2nd), Mar. 22 vs. Calgary**	**1:15**	**Nick Foligno 13:05 (2nd), Nick Foligno 13:56 (2nd) & Artem Anisimov 14:20 (2nd), 3/22/13 vs. Calgary**
Fastest three goals against:	1:54	Shea Weber 8:21 (1st), David Legwand 9:46 (1st) & Matt Halischuck 10:15 (1st), Mar. 23 at Nashville	1:16	Tomas Holmstrom 8:05 (3rd), Holmstrom 8:45 (3rd) & Dan Cleary 9:21 (3rd), Apr.7, 2010 at Detroit

2012-13 COLUMBUS BLUE JACKETS PLAYER PERSONNEL TRANSACTIONS

Jan. 17, 2013	Assigned D **Tim Erixon** to Springfield (AHL) and C **Boone Jenner** to Oshawa (OHL)
Jan. 23, 2013	Placed RW **Cam Atkinson** on Injured Reserve
Jan. 30, 2013	Recalled D **Tim Erixon** and C **Jonathan Audy-Marchessault** from Springfield (AHL)
Jan. 30, 2013	Placed LW **Matt Calvert** on Injured Reserve
Feb. 3, 2013	Placed D **Nikita Nikitin** on Injured Reserve retroactive to Jan. 29 and recalled D **Nick Holden** from Springfield (AHL)
Feb. 4, 2013	Placed D **Adrian Aucoin** on Injured Reserve retroactive to Jan. 29 and recalled D **Cody Goloubef** from Springfield (AHL)
Feb. 5, 2013	Activated LW **Matt Calvert** off Injured Reserve and reassigned C **Jonathan Audy-Marchessault** to Springfield (AHL)
Feb. 6, 2013	Assigned C **Ryan Johansen** to Springfield (AHL)
Feb. 7, 2013	Activated D **Nikita Nikitin** off Injured Reserve
Feb. 9, 2013	Assigned D **David Savard to** Springfield (AHL)
Feb. 12, 2013	Reassigned D **Nick Holden** to Springfield (AHL)
Feb. 13, 2013	Recalled C **Nick Drazenovic** from Springfield (AHL)
Feb. 15, 2013	Activated D **Adrian Aucoin** off Injured Reserve
Feb. 17, 2013	Recalled C **Sean Collins** from Springfield (AHL)
Feb. 17, 2013	Reassigned D **Cody Goloubef** to Springfield (AHL)
Feb. 20, 2013	Activated **RW Cam Atkinson** off Injured Reserve and reassigned **C Nick Drazenovic** to Springfield (AHL)
Feb. 20, 2013	Placed C **Brandon Dubinsky** on Injured Reserve
Feb. 23, 2013	Recalled C **Nick Drazenovic** from Springfield (AHL)
Feb. 24, 2013	Recalled C **Ryan Johansen** from Springfield (AHL)
Feb. 24, 2013	Placed D **Jack Johnson** on Injured Reserve
Feb. 25, 2013	Reassigned C **Sean Collins** to Springfield (AHL)
Feb. 25, 2013	Recalled D **Cody Goloubef** from Springfield (AHL)
Feb. 27, 2013	Placed D **James Wisniewski** on Injured Reserve
Mar. 1, 2013	Recalled D **Dalton Prout** from Springfield (AHL)
Mar. 4, 2013	Placed D **John Moore** on Injured Reserve
Mar. 5, 2013	Activated D **Jack Johnson** off Injured Reserve
Mar. 6, 2013	Reassigned C **Nick Drazenovic** to Springfield (AHL)
Mar. 8, 2013	Placed RW **Derek Dorsett** on Injured Reserve and recalled C **Nick Drazenovic** from Springfield (AHL)
Mar. 10, 2013	Acquired RW **Spencer Machacek** from Winnipeg in exchange for RW **Tomas Kubalik**
Mar. 10, 2013	Assigned RW **Spencer Machacek** to Springfield (AHL)
Mar. 11, 2013	Reassigned D **Cody Goloubef** to Springfield (AHL)
Mar. 12, 2013	Activated C **Brandon Dubinsky** off Injured Reserve
Mar. 12, 2013	Acquired RW **Matt Ford** from Philadelphia in exchange for future considerations
Mar. 12, 2013	Assigned RW **Matt Ford** to Springfield (AHL)
Mar. 13, 2013	Recalled D **Cody Goloubef** from Springfield (AHL)
Mar. 14, 2013	Reassigned C **Nick Drazenovic** to Springfield (AHL)
Mar. 15, 2013	Activated D **John Moore** off Injured Reserve and reassigned D **Cody Goloubef** to Springfield (AHL)
Mar. 15, 2013	Recalled C **Sean Collins** from Springfield (AHL)
Mar. 16, 2013	Reassigned C **Sean Collins** to Springfield (AHL)
Mar. 23, 2013	Recalled C **Sean Collins** from Springfield (AHL)
Mar. 28, 2013	Activated D **James Wisniewski** off Injured Reserve
Mar. 28, 2013	Placed C **Brandon Dubinsky** on Injured Reserve retroactive to Mar. 22
Mar. 31, 2013	Placed LW **Nick Foligno** on Injured Reserve retroactive to Mar. 26 and recalled C **Nick Drazenovic** from Springfield (AHL)
Mar. 31, 2013	Reassigned C **Nick Drazenovic** to Springfield (AHL)
Apr. 2, 2013	Re-signed C **Mark Letestu** to a two-year contract extension through 2014-15
Apr. 3, 2013	Acquired RW **Marian Gaborik**, D **Steven Delisle** and D **Blake Parlett** from NY Rangers in exchange for C **Derek Dorsett**, C **Derick Brassard**, D **John Moore** and a sixth round selection at the 2013 NHL Entry Draft
Apr. 3, 2013	Assigned D **Blake Parlett** to Springfield (AHL) and D **Steven Delisle** to Greenville (ECHL)
Apr. 3, 2013	Acquired LW **Blake Comeau** from Calgary in exchange for a fifth round selection at the 2013 NHL Entry Draft
Apr. 3, 2013	Acquired G **Michael Leighton** and a fifth round selection at the 2015 NHL Entry Draft from Philadelphia in exchange for G **Steve Mason**
Apr. 3, 2013	Acquired G **Patrick Killeen** from Pittsburgh in exchange for future considerations and assigned him to Springfield (AHL)
Apr. 3, 2013	Activated LW **Nick Foligno** and C **Brandon Dubinsky** from Injured Reserve
Apr. 3, 2013	Assigned C **Sean Collins** to Springfield (AHL)
Apr. 5, 2013	Recalled D **Cody Goloubef** from Springfield (AHL)
Apr. 5, 2013	Reassigned D **Cody Goloubef** to Springfield (AHL)
Apr. 6, 2013	Recalled D **Cody Goloubef** from Springfield (AHL)
Apr. 8, 2013	Recalled C **Michael Chaput** from Springfield (AHL)
Apr. 9, 2013	Reassigned C **Michael Chaput** and D **Cody Goloubef** to Springfield (AHL)
Apr. 10, 2013	Signed C **Lukas Sedlak** to a three-year, entry-level contract
Apr. 11, 2013	Assigned C **Boone Jenner** to Springfield (AHL)
Apr. 16, 2013	Recalled D **David Savard** from Springfield (AHL)
Apr. 17, 2013	Reassigned D **David Savard** to Springfield (AHL)
Apr. 18, 2013	Recalled D **David Savard** from Springfield (AHL)
Apr. 21, 2013	Reassigned D **David Savard** to Springfield (AHL)
Apr. 23, 2013	Re-signed LW **Matt Calvert** to a two-year contract extension through 2014-15
Apr. 26, 2013	Re-signed RW **Cam Atkinson** to a two-year contract extension through 2014-15

2012-13 COLUMBUS BLUE JACKETS INJURY REPORT

The Blue Jackets lost a total of 137 man games due to injury in 2012-13… The man games missed totals for the club's previous seasons were – **2011-12:** 411, **2010-11:** 244; **2009-10:** 275; **2008-09:** 343; **2007-08:** 233; **2006-07:** 290; **2005-06:** 289; **2003-04:** 213; **2002-03:** 199; **2001-02:** 155 and **2000-01:** 176.

Player	First Game Missed	First Game Back From Injury	Games Missed
Artem Anisimov	Feb. 16 at Phoenix	Feb. 21 at Detroit	2
	Feb. 23 at St. Louis	Mar. 1 at Chicago	3
	Mar. 9 vs. Detroit	Mar. 14 vs. Chicago	3
	Apr. 15 at Colorado	Apr. 27 vs. Nashville	5
Cam Atkinson	Jan. 24 at Colorado	Feb. 21 at Detroit	13
Adrian Aucoin	Jan. 31 vs. St. Louis	Feb. 15 at Los Angeles	6
Jared Boll	Mar. 31 vs. Anaheim	Apr. 12 vs. St. Louis	5
Matt Calvert	Jan. 29 at Minnesota	Feb. 5 vs. Los Angeles	3
	Apr. 21 at San Jose	Missed Rest of Season	3
Brandon Dubinsky	Feb. 18 at Anaheim	Mar. 12 vs. Vancouver	11
	Mar. 22 vs. Calgary	Apr. 4 at Nashville	6
	Apr. 7 vs. Minnesota	Apr. 12 vs. St. Louis	2
Tim Erixon	Mar. 31 vs. Anaheim	Apr. 12 vs. St. Louis (DND)	5
Nick Foligno	Mar. 28 at Edmonton	Apr. 4 at Nashville	4
Jack Johnson	Feb. 24 at Chicago	Mar. 5 vs. Edmonton	4
Derek MacKenzie	Mar. 12 vs. Vancouver	Mar. 19 vs. Nashville	3
Nikita Nikitin	Jan. 31 vs. St. Louis	Feb. 7 vs. Calgary	3
	Mar. 5 vs. Edmonton	Mar. 7 vs. Vancouver	1
	Mar. 14 vs. Chicago	Mar. 16 vs. Phoenix	1
	Apr. 7 vs. Minnesota	Apr. 9 vs. San Jose	11
	Apr. 18 at Los Angeles	Missed Rest of Season	4
James Wisniewski	Feb. 5 vs. Los Angeles	Feb. 10 vs. Edmonton	2
	Feb. 26 vs. Dallas	Mar. 28 at Edmonton	14
TOTAL MAN GAMES MISSED:			**137***

***includes 35 man games lost from traded players**

2012-13 COLUMBUS BLUE JACKETS GAME-BY-GAME RESULTS

GM	DATE	OPPONENT	DEC	RECORD	SCORE	GOALS	GWG	PP	PK	SF-SA	W-GOALIE	L-GOALIE	ATT
1	1/19/13	at Nashville	SOW	01-00-00	3-2	71p, 42	16	1-2	0-1	28-34	Bobrovsky	Rinne	17,113
2	1/21/13	Detroit	SOL	01-00-01	3-4	13,21p,22p	24	2-7	7-7	33-42	Howard	Bobrovsky	19,206
3	1/23/13	at Phoenix	L	01-01-01	1-5	51	23	0-3	4-5	26-42	LaBarbera	Mason	8,355
4	1/24/13	at Colorado	L	01-02-01	0-4	-	15	0-6	3-3	33-28	Varlamov	Bobrovsky	14,325
5	1/26/13	Chicago	L	01-03-01	2-3	10,42	19	0-5	3-3	26-24	Crawford	Mason	18,381
6	1/28/13	Dallas	W	02-03-01	2-1	15,22	22	0-7	3-4	27-25	Bobrovsky	Lehtonen	10,475
7	1/29/13	at Minnesota	L	02-04-01	2-3	10,7p	96	1-4	2-2	19-26	Backstrom	Mason	17,584
8	1/31/13	St. Louis	L	02-05-01	1-4	16p	21	1-4	3-5	25-25	Elliott	Bobrovsky	11,155
9	2/02/13	Detroit	W	03-05-01	4-2	21p,42,42,10s	42	1-3	5-5	28-34	Mason	Howard	17,612
10	2/05/13	Los Angeles	L	03-06-01	2-4	24,16	26	0-3	2-3	20-31	Quick	Mason	11,019
11	2/07/13	Calgary	OTL	03-06-02	3-4	11,10p,22	40	1-4	3-4	29-30	Irving	Bobrovsky	10,484
12	2/10/13	Edmonton	L	03-07-02	1-3	18	91	0-7	4-4	40-14	Dubnyk	Bobrovsky	14,364
13	2/11/13	San Jose	W	04-07-02	6-2	17,21p,48,6,22p,10	48	2-4	2-3	36-27	Mason	Mason	10,837
14	2/15/13	at Los Angeles	L	04-08-02	1-2	71	10	0-4	4-5	13-22	Bernier	Bobrovsky	18,118
15	2/16/13	at Phoenix	L	04-09-02	3-5	40,11,24	11	0-3	6-7	20-35	Smith	Mason	15,425
16	2/18/13	at Anaheim	L	04-10-02	2-3	22,16	10	0-3	1-3	27-29	Hiller	Bobrovsky	14,713
17	2/21/13	at Detroit	W	05-10-02	3-2	18p,15,22	22	1-3	4-4	24-30	Bobrovsky	Howard	20,066
18	2/23/13	at St. Louis	L	05-11-02	1-2	11s	57	0-4	2-2	20-23	Halak	Bobrovsky	19,457
19	2/24/13	at Chicago	L	05-12-02	0-1	-	65	0-5	3-3	28-27	Crawford	Mason	21,580
20	2/26/13	Dallas	OTL	05-12-03	4-5	6,15,13,18	21	0-1	1-1	20-39	Bachman	Bobrovsky	11,523
21	3/01/13	at Chicago	OTL	05-12-04	3-4	22,42,19	7	0-1	2-2	22-35	Emery	Mason	21,828
22	3/03/13	Colorado	OTW	06-12-04	2-1	22p,42p	42	2-5	2-2	34-19	Bobrovsky	Varlamov	13,778
23	3/05/13	Edmonton	SOW	07-12-04	4-3	24,22p,7	42	1-4	3-3	38-29	Bobrovsky	Dubnyk	14,952
24	3/07/13	Vancouver	OTS	08-12-04	2-1	18,11	11	0-3	1-1	27-35	Bobrovsky	Schneider	13,632
25	3/09/13	Detroit	W	09-12-04	3-0	13,7p,71	13	1-6	3-3	24-30	Bobrovsky	Howard	17,957
26	3/10/13	at Detroit	SOW	10-12-04	3-2	16,18	11	0-5	5-6	21-23	Bobrovsky	Howard	20,066
27	3/12/13	Vancouver	SOL	10-12-05	1-2	10	21	0-2	2-2	27-38	Luongo	Bobrovsky	14,852
28	3/14/13	Chicago	SOL	10-12-06	1-2	7p	88	1-2	1-1	30-40	Crawford	Bobrovsky	15,009
29	3/16/13	Phoenix	SOW	11-12-06	1-0	-	42	0-2	2-2	23-39	Bobrovsky	Smith	14,231
30	3/19/13	Nashville	W	12-12-06	4-3	51,10,6p,16	16	1-3	1-1	31-35	Bobrovsky	Rinne	13,364
31	3/22/13	Calgary	W	13-12-06	5-1	40,71,71,42,9	71	0-4	2-2	28-25	Bobrovsky	Kiprusoff	13,853
32	3/23/13	at Nashville	L	13-13-06	2-5	18p,42	11	1-3	0-2	23-24	Rinne	Bobrovsky	17,113
33	3/26/13	at Vancouver	SOL	13-13-07	0-1	-	40	0-2	3-3	17-34	Schneider	Bobrovsky	18,910
34	3/28/13	at Edmonton	L	13-14-07	4-6	13,11,42,13	83	0-2	2-2	30-25	Dubnyk	Bobrovsky	16,839
35	3/29/13	at Calgary	W	14-14-07	6-4	10s,22,11,16,19,18	19	0-1	3-4	25-33	Mason	Kiprusoff	19,289
36	3/31/13	Anaheim	OTW	15-14-07	2-1	16,10	55	0-1	2-2	18-30	Bobrovsky	Hiller	13,185
37	4/04/13	at Nashville	W	16-14-07	3-1	21p,10,11	10	1-2	2-2	38-39	Bobrovsky	Rinne	17,113
38	4/05/13	at St. Louis	L	16-15-07	1-3	42	42	0-2	3-4	27-19	Allen	Bobrovsky	19,224
39	4/07/13	Minnesota	L	16-16-07	0-3	-	20	0-4	1-3	24-24	Backstrom	Bobrovsky	15,909
40	4/09/13	San Jose	W	17-16-07	4-0	11,21,19,10	11	0-2	1-1	30-30	Bobrovsky	Niemi	17,771
41	4/12/13	St. Louis	W	18-16-07	4-1	13,42,19,10	42	0-1	5-5	19-32	Bobrovsky	Allen	17,007
42	4/13/13	at Minnesota	SOW	19-16-07	3-2	22,51	55	0-2	3-4	22-41	Bobrovsky	Backstrom	19,187
43	4/15/13	at Colorado	OTW	20-16-07	4-3	55,14,18,71	71	0-1	2-3	30-32	Bobrovsky	Giguere	13,694
44	4/17/13	at Anaheim	OTW	21-16-07	3-2	14,11,51	51	0-3	2-3	28-28	Bobrovsky	Fasth	15,074
45	4/18/13	at Los Angeles	L	21-17-07	1-2	47	13	0-2	1-2	21-23	Quick	Bobrovsky	18,118
46	4/21/13	at San Jose	W	22-17-07	4-3	55,22,55p,19	19	1-2	1-2	22-35	Bobrovsky	Niemi	17,562
47	4/25/13	at Dallas	W	23-17-07	3-1	13,55p,13p	55	2-4	2-3	35-32	Bobrovsky	Lehtonen	16,918
48	4/27/13	Nashville	W	24-17-07	3-1	17p,7,13	7	1-2	0-0	47-20	Bobrovsky	Mason	19,002

2012-13 COLUMBUS BLUE JACKETS HOME/ROAD GAME-BY-GAME RESULTS

HOME (14-5-5, 33 pts.)

GM	DATE	OPPONENT	DEC	RECORD	SCORE	GOALS	GWG	PP	PK	SF-SA	W-GOALIE	L-GOALIE	ATT
1	1/21/13	Detroit	SOL	01-00-01	3-4	13,21p,22p	24	2-7	7-7	33-42	Howard	Bobrovsky	19,206
2	1/26/13	Chicago	L	01-03-01	2-3	10,42	19	0-5	3-3	26-24	Crawford	Mason	18,381
3	1/28/13	Dallas	W	02-03-01	2-1	15,22	22	0-7	3-4	27-25	Bobrovsky	Lehtonen	10,475
4	1/31/13	St. Louis	L	02-05-01	1-4	16p	21	1-4	3-5	25-25	Elliott	Bobrovsky	11,155
5	2/02/13	Detroit	W	03-05-01	4-2	21p,42,42,10s	42	1-3	5-5	28-34	Mason	Howard	17,612
6	2/05/13	Los Angeles	L	03-06-01	2-4	24,16	26	0-3	2-3	20-31	Quick	Mason	11,019
7	2/07/13	Calgary	OTL	03-06-02	3-4	11,10p,22	40	1-4	3-4	29-30	Irving	Bobrovsky	10,484
8	2/10/13	Edmonton	L	03-07-02	1-3	18	91	0-7	4-4	40-14	Dubnyk	Bobrovsky	14,364
9	2/11/13	San Jose	W	04-07-02	6-2	17,21p,48,6,22p,10	48	2-4	2-3	36-27	Mason	Mason	10,837
10	2/26/13	Dallas	OTL	05-12-03	4-5	6,15,13,18	21	0-1	1-1	20-39	Bachman	Bobrovsky	11,523
11	3/03/13	Colorado	OTW	06-12-04	2-1	22p,42p	42	2-5	2-2	34-19	Bobrovsky	Varlamov	13,778
12	3/05/13	Edmonton	SOW	07-12-04	4-3	24,22p,7	42	1-4	3-3	38-29	Bobrovsky	Dubnyk	14,952
13	3/07/13	Vancouver	OTS	08-12-04	2-1	18,11	11	0-3	1-1	27-35	Bobrovsky	Schneider	13,632
14	3/09/13	Detroit	W	09-12-04	3-0	13,7p,71	13	1-6	3-3	24-30	Bobrovsky	Howard	17,957
15	3/12/13	Vancouver	SOL	10-12-05	1-2	10	21	0-2	2-2	27-38	Luongo	Bobrovsky	14,852
16	3/14/13	Chicago	SOL	10-12-06	1-2	7p	88	1-2	1-1	30-40	Crawford	Bobrovsky	15,009
17	3/16/13	Phoenix	SOW	11-12-06	1-0	-	42	0-2	2-2	23-39	Bobrovsky	Smith	14,231
18	3/19/13	Nashville	W	12-12-06	4-3	51,10,6p,16	16	1-3	1-1	31-35	Bobrovsky	Rinne	13,364
19	3/22/13	Calgary	W	13-12-06	5-1	40,71,71,42,9	71	0-4	2-2	28-25	Bobrovsky	Kiprusoff	13,853
20	3/31/13	Anaheim	OTW	15-14-07	2-1	16,10	55	0-1	2-2	18-30	Bobrovsky	Hiller	13,185
21	4/07/13	Minnesota	L	16-16-07	0-3	-	20	0-4	1-3	24-24	Backstrom	Bobrovsky	15,909
22	4/09/13	San Jose	W	17-16-07	4-0	11,21,19,10	11	0-2	1-1	30-30	Bobrovsky	Niemi	17,771
23	4/12/13	St. Louis	W	18-16-07	4-1	13,42,19,10	42	0-1	5-5	19-32	Bobrovsky	Allen	17,007
24	4/27/13	Nashville	W	24-17-07	3-1	17p,7,13	7	1-2	0-0	47-20	Bobrovsky	Mason	19,002

ROAD (10-12-2, 22 pts.)

GM	DATE	OPPONENT	DEC	RECORD	SCORE	GOALS	GWG	PP	PK	SF-SA	W-GOALIE	L-GOALIE	ATT
1	1/19/13	at Nashville	SOW	01-00-00	3-2	71p, 42	16	1-2	0-1	28-34	Bobrovsky	Rinne	17,113
2	1/23/13	at Phoenix	L	01-01-01	1-5	51	23	0-3	4-5	26-42	LaBarbera	Mason	8,355
3	1/24/13	at Colorado	L	01-02-01	0-4	-	15	0-6	3-3	33-28	Varlamov	Bobrovsky	14,325
4	1/29/13	at Minnesota	L	02-04-01	2-3	10,7p	96	1-4	2-2	19-26	Backstrom	Mason	17,584
5	2/15/13	at Los Angeles	L	04-08-02	1-2	71	10	0-4	4-5	13-22	Bernier	Bobrovsky	18,118
6	2/16/13	at Phoenix	L	04-09-02	3-5	40,11,24	11	0-3	6-7	20-35	Smith	Mason	15,425
7	2/18/13	at Anaheim	L	04-10-02	2-3	22,16	10	0-3	1-3	27-29	Hiller	Bobrovsky	14,713
8	2/21/13	at Detroit	W	05-10-02	3-2	18p,15,22	22	1-3	4-4	24-30	Bobrovsky	Howard	20,066
9	2/23/13	at St. Louis	L	05-11-02	1-2	11s	57	0-4	2-2	20-23	Halak	Bobrovsky	19,457
10	2/24/13	at Chicago	L	05-12-02	0-1	-	65	0-5	3-3	28-27	Crawford	Mason	21,580
11	3/01/13	at Chicago	OTL	05-12-04	3-4	22,42,19	7	0-1	2-2	22-35	Emery	Mason	21,828
12	3/10/13	at Detroit	SOW	10-12-04	3-2	16,18	11	0-5	5-6	21-23	Bobrovsky	Howard	20,066
13	3/23/13	at Nashville	L	13-13-06	2-5	18p,42	11	1-3	0-2	23-24	Rinne	Bobrovsky	17,113
14	3/26/13	at Vancouver	SOL	13-13-07	0-1	-	40	0-2	3-3	17-34	Schneider	Bobrovsky	18,910
15	3/28/13	at Edmonton	L	13-14-07	4-6	13,11,42,13	83	0-2	2-2	30-25	Dubnyk	Bobrovsky	16,839
16	3/29/13	at Calgary	W	14-14-07	6-4	10s,22,11,16,19,18	19	0-1	3-4	25-33	Mason	Kiprusoff	19,289
17	4/04/13	at Nashville	W	16-14-07	3-1	21p,10,11	10	1-2	2-2	38-39	Bobrovsky	Rinne	17,113
18	4/05/13	at St. Louis	L	16-15-07	1-3	42	42	0-2	3-4	27-19	Allen	Bobrovsky	19,224
19	4/13/13	at Minnesota	SOW	19-16-07	3-2	22,51	55	0-2	3-4	22-41	Bobrovsky	Backstrom	19,187
20	4/15/13	at Colorado	OTW	20-16-07	4-3	55,14,18,71	71	0-1	2-3	30-32	Bobrovsky	Giguere	13,694
21	4/17/13	at Anaheim	OTW	21-16-07	3-2	14,11,51	51	0-3	2-3	28-28	Bobrovsky	Fasth	15,074
22	4/18/13	at Los Angeles	L	21-17-07	1-2	47	13	0-2	1-2	21-23	Quick	Bobrovsky	18,118
23	4/21/13	at San Jose	W	22-17-07	4-3	55,22,55p,19	19	1-2	1-2	22-35	Bobrovsky	Niemi	17,562
24	4/25/13	at Dallas	W	23-17-07	3-1	13,55p,13p	55	2-4	2-3	35-32	Bobrovsky	Lehtonen	16,918

2012-13 COLUMBUS BLUE JACKETS GAME-BY-GAME STATISTICAL BREAKDOWN

		Goals by Period						Shots by Period					Pen/
Date		1	2	3	O	SO	T	1	2	3	O	T	PIM
Jan. 19	CBJ	1	1	0	0	1	3	11	9	6	2	28	4/14
	at NSH	2	0	0	0	0	2	14	7	12	1	34	6/18
Jan. 21	at CBJ	0	1	2	0	0	3	5	14	12	2	33	10/23
	DET	0	2	1	0	1	4	13	12	13	4	42	10/23
Jan. 23	CBJ	0	1	0	-	-	1	6	7	13	-	26	6/12
	at PHX	0	2	3	-	-	5	10	16	16	-	42	4/8
Jan. 24	CBJ	0	0	0	-	-	0	11	12	10	-	33	9/24
	at COL	2	0	2	-	-	4	14	6	8	-	28	11/28
Jan. 26	at CBJ	1	0	1	-	-	2	9	9	8	-	26	6/15
	CHI	1	1	1	-	-	3	8	8	8	-	24	7/17
Jan. 28	at CBJ	0	1	1	-	-	2	3	17	7	-	27	5/10
	DAL	0	1	0	-	-	1	9	5	11	-	25	8/16
Jan. 29	CBJ	0	1	1	-	-	2	5	3	11	-	19	4/14
	at MIN	2	0	1	-	-	3	8	15	3	-	26	6/18
Jan. 31	at CBJ	0	1	0	-	-	1	6	12	7	-	25	10/40
	STL	3	0	1	-	-	4	12	9	4	-	25	10/48
Feb. 2	at CBJ	1	2	1	-	-	4	12	9	7	-	28	5/10
	DET	1	0	1	-	-	2	14	11	9	-	34	3/6
Feb. 5	at CBJ	1	1	0	-	-	2	10	2	8	-	20	6/29
	LA	0	3	1	-	-	4	8	17	6	-	31	7/30
Feb. 7	at CBJ	2	0	1	0	-	3	12	8	7	2	29	4/8
	CGY	1	1	1	1	-	4	8	13	8	1	30	4/8
Feb. 10	at CBJ	0	0	1	-	-	1	13	12	15	-	40	5/18
	EDM	1	0	2	-	-	3	7	4	3	-	14	8/24
Feb. 11	at CBJ	1	2	3	-	-	6	10	13	13	-	36	5/16
	SJ	0	1	1	-	-	2	11	6	10	-	27	6/18
Feb. 15	CBJ	0	0	1	-	-	1	4	4	5	-	13	5/10
	at LA	0	1	1	-	-	2	9	6	7	-	22	4/8
Feb. 16	CBJ	2	1	0	-	-	3	7	10	3	-	20	8/19
	at PHX	3	0	2	-	-	5	14	7	14	-	35	4/11
Feb. 18	CBJ	1	0	1	-	-	2	12	7	8	-	27	3/6
	at ANA	2	0	1	-	-	3	14	5	10	-	29	3/6
Feb. 21	CBJ	1	0	2	-	-	3	8	7	9	-	24	6/15
	at DET	2	0	0	-	-	2	7	11	12	-	30	6/23
Feb. 23	CBJ	0	1	0	-	-	1	12	3	4	-	19	4/8
	at STL	1	0	1	-	-	2	7	13	3	-	23	6/12
Feb. 24	CBJ	0	0	0	-	-	0	7	13	8	-	28	5/10
	at CHI	0	1	0	-	-	1	7	14	6	-	27	7/14
Feb. 26	at CBJ	0	2	2	0	-	4	5	9	6	0	20	2/4
	DAL	1	2	1	1	-	5	14	10	12	3	39	2/4
Mar. 1	CBJ	1	1	1	0	-	3	7	5	8	2	22	4/14
	at CHI	1	2	0	1	-	4	7	8	17	3	35	3/12
Mar. 3	at CBJ	0	0	1	1	-	2	8	8	16	2	34	5/16
	COL	0	1	0	0	-	1	5	7	5	2	19	8/22
Mar. 5	at CBJ	2	1	0	0	1	4	14	10	13	1	38	5/21
	EDM	2	1	0	0	0	3	7	7	12	3	29	5/13
Mar. 7	at CBJ	1	0	0	1	-	2	8	11	6	2	27	1/2
	VAN	0	0	1	0	-	1	9	16	9	1	35	3/6

		Goals by Period						Shots by Period					Pen/
Date		1	2	3	O	SO	T	1	2	3	O	T	PIM
Mar. 9	at CBJ	1	2	0	-	-	3	7	6	11	-	24	5/18
	DET	0	0	0	-	-	0	11	6	13	-	30	7/14
Mar. 10	CBJ	0	2	0	0	1	3	6	8	5	2	21	7/17
	at DET	0	1	1	0	0	2	4	10	7	2	23	6/15
Mar. 12	at CBJ	0	1	0	0	0	1	10	6	10	1	27	2/4
	VAN	0	1	0	0	1	2	12	18	7	1	38	2/4
Mar. 14	at CBJ	0	1	0	0	0	1	11	10	3	6	30	2/7
	CHI	0	1	0	0	1	2	10	10	13	7	40	3/9
Mar. 16	at CBJ	0	0	0	0	1	1	12	7	3	1	23	3/9
	PHX	0	0	0	0	0	0	12	16	9	2	39	3/9
Mar. 19	at CBJ	0	2	2	-	-	4	14	10	7	-	31	1/2
	NSH	0	1	2	-	-	3	9	11	15	-	35	3/6
Mar. 22	at CBJ	1	3	1	-	-	5	7	13	8	-	28	2/4
	CGY	0	1	0	-	-	1	6	11	8	-	25	4/8
Mar. 23	CBJ	1	1	0	-	-	2	4	9	10	-	23	3/9
	at NSH	4	0	1	-	-	5	13	4	7	-	24	5/24
Mar. 26	CBJ	0	0	0	0	0	0	2	6	7	2	17	3/6
	at VAN	0	0	0	0	1	1	13	12	6	3	34	2/4
Mar. 28	CBJ	2	1	1	-	-	4	12	8	10	-	30	3/9
	at EDM	1	2	3	-	-	6	8	8	9	-	25	3/9
Mar. 29	CBJ	1	4	1	-	-	6	12	8	5	-	25	5/13
	at CGY	0	3	1	-	-	4	11	11	11	-	33	2/7
Mar. 31	at CBJ	0	1	0	1	-	2	9	4	1	4	18	2/4
	ANA	0	0	1	0	-	1	7	5	17	1	30	½
Apr. 4	CBJ	0	1	2	-	-	3	8	12	18	-	38	3/6
	at NSH	0	1	0	-	-	1	13	15	11	-	39	3/6
Apr. 5	CBJ	0	1	0	-	-	1	7	12	8	-	27	7/14
	at STL	0	2	1	-	-	3	5	11	3	-	19	5/10
Apr. 7	at CBJ	0	0	0	-	-	0	8	4	12	-	24	3/6
	MIN	0	2	1	-	-	3	9	11	4	-	24	4/8
Apr. 9	at CBJ	1	2	1	-	-	4	9	10	11	-	30	2/4
	SJ	0	0	0	-	-	0	9	15	6	-	30	3/6
Apr. 12	at CBJ	1	2	1	-	-	4	6	10	3	-	19	6/20
	STL	1	0	0	-	-	1	12	11	9	-	32	2/4
Apr. 13	CBJ	0	2	0	0	1	3	6	8	6	2	22	8/30
	at MIN	1	0	1	0	0	2	15	10	14	2	41	4/22
Apr. 15	CBJ	0	1	2	1	-	4	7	9	11	3	30	3/11
	at COL	0	1	2	0	-	3	7	13	7	5	32	2/7
Apr. 17	CBJ	0	1	1	1	-	3	7	10	9	2	28	5/10
	at ANA	1	0	1	0	-	2	11	7	10	0	28	5/10
Apr. 18	CBJ	0	1	0	-	-	1	4	8	9	-	21	5/18
	at LA	1	1	0	-	-	2	8	12	3	-	23	4/8
Apr. 21	CBJ	1	2	1	-	-	4	7	10	5	-	22	3/6
	at SJ	0	1	2	-	-	3	13	14	8	-	35	2/4
Apr. 25	CBJ	1	0	2	-	-	3	12	10	13	-	35	6/18
	at DAL	0	1	0	-	-	1	10	15	7	-	32	7/20
Apr. 27	at CBJ	0	0	3	-	-	3	4	8	25	-	47	1/2
	NSH	0	1	0	-	-	1	9	6	5	-	20	3/6

BLUE JACKETS VS. ANAHEIM DUCKS — RECORD: 2-1-0

Anaheim	Ducks	Jackets	Attendance	Goaltenders	W. Goal
Feb. 18, 2013	3	2	14,713	Jonas Hiller / Sergei Bobrovsky	Corey Perry
Apr. 17, 2013	2	3 OT	15,074	Sergei Bobrovsky / Viktor Fasth	Fedor Tyutin

Columbus	Ducks	Jackets	Attendance	Goaltenders	W. Goal
Mar. 31, 2013	1	2 OT	13,185	Sergei Bobrovsky / Jonas Hiller	Mark Letestu

BLUE JACKETS HEAD TO HEAD STATS

Player	GP	G	A	P	+/-	PIM	PP	SH	GW	EN	S	%
Mark Letestu	3	1	2	3	2	2	0	0	1	0	2	50.0
Derick Brassard	2	2	0	2	1	0	0	0	0	0	6	33.3
Vinny Prospal	3	1	1	2	1	0	0	0	0	0	2	50.0
James Wisniewski	3	0	2	2	1	2	0	0	0	0	6	0.0
Dalton Prout	2	0	2	2	3	0	0	0	0	0	1	0.0
Blake Comeau	1	1	0	1	1	2	0	0	0	0	1	100.0
Fedor Tyutin	3	1	0	1	2	6	0	0	1	0	6	16.7
Matthew Calvert	3	1	0	1	1	0	0	0	0	0	9	11.1
Derek Dorsett	1	0	1	1	1	0	0	0	0	0	0	0.0
Nick Foligno	2	0	1	1	1	0	0	0	0	0	3	0.0
Brandon Dubinsky	1	0	1	1	1	0	0	0	0	0	2	0.0
Nikita Nikitin	3	0	1	1	1	0	0	0	0	0	3	0.0
Marian Gaborik	1	0	1	1	0	0	0	0	0	0	5	0.0
R.J. Umberger	3	0	1	1	-1	0	0	0	0	0	8	0.0
Colton Gillies	2	0	0	0	0	0	0	0	0	0	1	0.0
Nicholas Drazenovic	2	0	0	0	-1	2	0	0	0	0	0	0.0
Tim Erixon	1	0	0	0	1	0	0	0	0	0	0	0.0
Jared Boll	2	0	0	0	1	2	0	0	0	0	0	0.0
Jack Johnson	3	0	0	0	0	2	0	0	0	0	5	0.0
Ryan Johansen	2	0	0	0	0	0	0	0	0	0	4	0.0
Cameron Atkinson	2	0	0	0	1	0	0	0	0	0	5	0.0
Derek MacKenzie	3	0	0	0	1	0	0	0	0	0	1	0.0
Artem Anisimov	1	0	0	0	0	0	0	0	0	0	2	0.0
John Moore	1	0	0	0	1	0	0	0	0	0	0	0.0
Adrian Aucoin	2	0	0	0	-1	2	0	0	0	0	1	0.0
Sean Collins	2	0	0	0	0	0	0	0	0	0	0	0.0

Goaltender	GP	Min	GA	GAA	SO	W	L	OT	SA	SV%
Sergei Bobrovsky	3	184	6	1.95	0	2	1	0	87	.931

Power play 0 - 7 (0%) **Penalty Killing** 5 - 8 (62.5%)

DUCKS HEAD TO HEAD STATS

Player	GP	G	A	P	+/-	PIM	PP	SH	GW	EN	S	%
Ryan Getzlaf	3	1	2	3	0	0	0	0	0	0	5	20.0
Corey Perry	3	1	1	2	1	6	1	0	1	0	7	14.3
Sheldon Souray	3	0	2	2	-1	2	0	0	0	0	2	0.0
Sami Vatanen	1	1	0	1	0	0	1	0	0	0	2	50.0
Emerson Etem	2	1	0	1	1	0	0	0	0	0	7	14.3
David Steckel	2	1	0	1	0	4	0	0	0	0	4	25.0
Peter Holland	1	1	0	1	0	2	1	0	0	0	2	50.0
Ben Lovejoy	3	0	1	1	-3	0	0	0	0	0	5	0.0
Matt Beleskey	2	0	1	1	0	0	0	0	0	0	3	0.0
Andrew Cogliano	3	0	1	1	-1	0	0	0	0	0	6	0.0
Bobby Ryan	3	0	1	1	0	0	0	0	0	0	4	0.0
Bryan Allen	3	0	1	1	0	0	0	0	0	0	4	0.0
Kyle Palmieri	3	0	1	1	1	0	0	0	0	0	4	0.0
Patrick Maroon	1	0	0	0	0	0	0	0	0	0	4	0.0
Nick Bonino	1	0	0	0	-1	0	0	0	0	0	0	0.0
Daniel Winnik	3	0	0	0	-2	0	0	0	0	0	5	0.0
Matthew Lombardi	1	0	0	0	0	0	0	0	0	0	0	0.0
Francois Beauchemin	3	0	0	0	-2	0	0	0	0	0	5	0.0
Cam Fowler	1	0	0	0	1	0	0	0	0	0	0	0.0
Brad Staubitz	1	0	0	0	0	0	0	0	0	0	0	0.0
Toni Lydman	2	0	0	0	-1	0	0	0	0	0	3	0.0
Radek Dvorak	1	0	0	0	0	0	0	0	0	0	2	0.0
Saku Koivu	3	0	0	0	-4	2	0	0	0	0	2	0.0
Teemu Selanne	3	0	0	0	-5	0	0	0	0	0	4	0.0
Luca Sbisa	2	0	0	0	-2	0	0	0	0	0	7	0.0

Goaltender	GP	Min	GA	GAA	SO	W	L	OT	SA	SV%
Jonas Hiller	2	124	4	1.94	0	1	0	1	45	.911
Viktor Fasth	1	62	3	2.89	0	0	0	1	28	.893

Power play 3 - 8 (37.5%) **Penalty Killing** 7 - 7 (100%)

BLUE JACKETS VS. CALGARY FLAMES — RECORD: 2-0-1

Calgary	Flames	Jackets	Attendance	Goaltenders	W. Goal
Mar. 29, 2013	4	6	19,289	Steve Mason / Miikka Kiprusoff	Ryan Johansen

Columbus	Flames	Jackets	Attendance	Goaltenders	W. Goal
Feb. 7, 2013	4 OT	3	10,484	Leland Irving / Sergei Bobrovsky	Alex Tanguay
Mar, 22, 2013	1	5	13,853	Sergei Bobrovsky / Miikka Kiprusoff	Nick Foligno

BLUE JACKETS HEAD TO HEAD STATS

Player	GP	G	A	P	+/-	PIM	PP	SH	GW	EN	S	%
Vinny Prospal	3	2	2	4	5	0	0	0	0	0	4	50.0
Mark Letestu	3	2	2	4	5	2	1	1	0	0	6	33.3
R.J. Umberger	3	1	3	4	2	0	0	0	0	1	7	14.3
Artem Anisimov	3	1	2	3	-1	0	0	0	0	0	7	14.3
Nick Foligno	2	2	0	2	1	0	0	0	1	0	4	50.0
Matthew Calvert	3	2	0	2	3	0	0	0	0	0	5	40.0
Colton Gillies	3	1	1	2	1	0	0	0	0	0	2	50.0
Derick Brassard	3	1	1	2	1	4	0	0	0	0	7	14.3
Jack Johnson	3	0	2	2	5	2	0	0	0	0	5	0.0
Nikita Nikitin	3	0	2	2	-1	0	0	0	0	0	8	0.0
Derek MacKenzie	3	0	2	2	1	4	0	0	0	0	4	0.0
Jared Boll	3	1	0	1	0	4	0	0	0	0	3	33.3
Ryan Johansen	2	1	0	1	3	2	0	0	1	0	6	16.7
James Wisniewski	1	0	1	1	0	0	0	0	0	0	2	0.0
Fedor Tyutin	3	0	1	1	0	0	0	0	0	0	3	0.0
Cameron Atkinson	2	0	1	1	0	0	0	0	0	0	4	0.0
Tim Erixon	3	0	1	1	2	0	0	0	0	0	1	0.0
Sean Collins	1	0	0	0	-1	2	0	0	0	0	0	0.0
Brandon Dubinsky	1	0	0	0	-1	0	0	0	0	0	0	0.0
Dalton Prout	2	0	0	0	3	5	0	0	0	0	0	0.0
Adrian Aucoin	1	0	0	0	2	0	0	0	0	0	2	0.0
Cody Goloubef	1	0	0	0	-1	0	0	0	0	0	0	0.0
Nick Holden	1	0	0	0	2	0	0	0	0	0	0	0.0
Derek Dorsett	1	0	0	0	-1	0	0	0	0	0	2	0.0

Goaltender	GP	Min	GA	GAA	SO	W	L	OT	SA	SV%
Sergei Bobrovsky	2	121	5	2.48	0	1	0	1	55	.909
Steve Mason	1	60	4	4.00	0	1	0	0	33	.879

Power play 1 - 9 (11.1%) **Penalty Killing** 8 - 10 (80%)

FLAMES HEAD TO HEAD STATS

Player	GP	G	A	P	+/-	PIM	PP	SH	GW	EN	S	%
Dennis Wideman	3	1	2	3	0	0	1	0	0	0	9	11.1
Jiri Hudler	3	0	3	3	-1	0	0	0	0	0	7	0.0
Mikael Backlund	2	2	0	2	0	0	0	0	0	0	3	66.7
Curtis Glencross	3	2	0	2	-4	0	0	0	0	0	6	33.3
Lee Stempniak	3	1	1	2	-4	4	1	0	0	0	8	12.5
Roman Cervenka	3	1	1	2	1	0	0	0	0	0	4	25.0
Matt Stajan	3	0	2	2	-2	0	0	0	0	0	0	0.0
T.J. Brodie	3	0	2	2	-2	0	0	0	0	0	3	0.0
Brian McGrattan	2	1	0	1	1	2	0	0	0	0	4	25.0
Alex Tanguay	3	1	0	1	-3	2	0	0	1	0	2	50.0
Jay Bouwmeester	3	0	1	1	-7	2	0	0	0	0	6	0.0
Michael Cammalleri	2	0	1	1	-4	0	0	0	0	0	8	0.0
Steve Begin	3	0	1	1	1	0	0	0	0	0	0	0.0
Jarome Iginla	2	0	1	1	0	0	0	0	0	0	5	0.0
Mark Giordano	3	0	1	1	-3	4	0	0	0	0	4	0.0
Tim Jackman	3	0	0	0	0	7	0	0	0	0	1	0.0
Cory Sarich	2	0	0	0	1	2	0	0	0	0	2	0.0
Derek Smith	2	0	0	0	-1	0	0	0	0	0	5	0.0
Blair Jones	1	0	0	0	0	0	0	0	0	0	1	0.0
Chris Butler	2	0	0	0	1	0	0	0	0	0	2	0.0
Blake Comeau	3	0	0	0	-6	0	0	0	0	0	8	0.0

Goaltender	GP	Min	GA	GAA	SO	W	L	OT	SA	SV%
Leland Irving	1	60	3	2.95	0	1	0	0	29	.897
Joey MacDonald	1	19	0	.00	1	0	0	0	4	.000
Miikka Kiprusoff	2	99	10	6.00	0	0	2	0	48	.792

Power play 2 - 10 (20%) **Penalty Killing** 8 - 9 (88.9%)

BLUE JACKETS VS. CHICAGO BLACKHAWKS RECORD: 0-2-2

Chicago	Blackhawks	Jackets	Attendance	Goaltenders	W. Goal
Feb. 24, 2013	1	0	21,580	Corey Crawford / Steve Mason	Andrew Shaw
Mar. 1, 2013	4 OT	3	21,828	Ray Emery / Steve Mason	Brent Seabrook

Columbus	Blackhawks	Jackets	Attendance	Goaltenders	W. Goal
Jan. 26, 2013	3	2	18,381	Corey Crawford / Steve Mason	Jonathan Toews
Mar. 14, 2013	2 SO	1	15,009	Corey Crawford / Sergei Bobrovsky	Patrick Kane

BLUE JACKETS HEAD TO HEAD STATS

Player	GP	G	A	P	+/-	PIM	PP	SH	GW	EN	S	%
Artem Anisimov	3	2	0	2	0	2	0	0	0	0	8	25.0
Ryan Johansen	4	1	1	2	-1	0	0	0	0	0	15	6.7
Mark Letestu	4	1	1	2	-1	2	0	0	0	0	9	11.1
Brandon Dubinsky	2	0	2	2	0	0	0	0	0	0	6	0.0
Derek Dorsett	3	0	2	2	-2	2	0	0	0	0	4	0.0
Nick Foligno	4	0	2	2	0	7	0	0	0	0	2	0.0
Jack Johnson	2	1	0	1	1	2	1	0	0	0	7	14.3
Vinny Prospal	4	1	0	1	-2	2	0	0	0	0	7	14.3
R.J. Umberger	4	0	1	1	2	0	0	0	0	0	4	0.0
Cameron Atkinson	3	0	1	1	-1	0	0	0	0	0	9	0.0
Derick Brassard	3	0	1	1	0	2	0	0	0	0	4	0.0
Nikita Nikitin	3	0	0	0	-2	7	0	0	0	0	4	0.0
John Moore	2	0	0	0	-1	2	0	0	0	0	0	0.0
James Wisniewski	2	0	0	0	1	0	0	0	0	0	6	0.0
Tim Erixon	3	0	0	0	1	0	0	0	0	0	2	0.0
Fedor Tyutin	4	0	0	0	-4	0	0	0	0	0	8	0.0
Dalton Prout	2	0	0	0	0	0	0	0	0	0	1	0.0
Derek MacKenzie	3	0	0	0	-1	0	0	0	0	0	0	0.0
Matthew Calvert	4	0	0	0	-3	7	0	0	0	0	3	0.0
Cody Goloubef	2	0	0	0	-1	0	0	0	0	0	2	0.0
Adrian Aucoin	4	0	0	0	-3	0	0	0	0	0	2	0.0
Colton Gillies	2	0	0	0	0	2	0	0	0	0	1	0.0
Nicholas Drazenovic	1	0	0	0	0	0	0	0	0	0	2	0.0
Jared Boll	4	0	0	0	-1	7	0	0	0	0	0	0.0

Goaltender	GP	Min	GA	GAA	SO	W	L	OT	SA	SV%
Sergei Bobrovsky	1	65	1	.92	0	0	0	1	40	.975
Steve Mason	3	181	8	2.65	0	0	2	1	86	.907

Power play 1 - 13 (7.7%) **Penalty Killing** 9 - 9 (100%)

BLACKHAWKS HEAD TO HEAD STATS

Player	GP	G	A	P	+/-	PIM	PP	SH	GW	EN	S	%
Patrick Kane	4	0	4	4	4	2	0	0	0	0	12	0.0
Bryan Bickell	4	2	1	3	3	0	0	0	0	0	4	50.0
John Oduya	4	1	1	2	4	0	0	0	0	0	6	16.7
Jonathan Toews	4	1	1	2	-1	2	0	0	1	0	11	9.1
Viktor Stalberg	4	1	1	2	3	6	0	0	0	0	12	8.3
Niklas Hjalmarsson	4	0	2	2	5	2	0	0	0	0	3	0.0
Dave Bolland	2	1	0	1	1	6	0	0	0	0	3	33.3
Brent Seabrook	4	1	0	1	-1	0	0	0	1	0	7	14.3
Patrick Sharp	3	1	0	1	2	0	0	0	0	0	14	7.1
Andrew Shaw	4	1	0	1	2	7	0	0	1	0	2	50.0
Duncan Keith	4	0	1	1	-2	2	0	0	0	0	10	0.0
Marian Hossa	4	0	1	1	-2	0	0	0	0	0	12	0.0
Brandon Saad	4	0	1	1	0	0	0	0	0	0	5	0.0
Michael Frolik	4	0	1	1	2	0	0	0	0	0	6	0.0
Brandon Bollig	1	0	0	0	0	0	0	0	0	0	4	0.0
Sheldon Brookbank	3	0	0	0	-1	9	0	0	0	0	2	0.0
Jimmy Hayes	1	0	0	0	1	0	0	0	0	0	2	0.0
Daniel Carcillo	2	0	0	0	-2	5	0	0	0	0	2	0.0
Michal Rozsival	1	0	0	0	0	2	0	0	0	0	0	0.0
Jamal Mayers	3	0	0	0	0	7	0	0	0	0	1	0.0
Marcus Kruger	4	0	0	0	0	2	0	0	0	0	5	0.0
Nick Leddy	4	0	0	0	1	0	0	0	0	0	3	0.0

Goaltender	GP	Min	GA	GAA	SO	W	L	OT	SA	SV%
Corey Crawford	3	184	3	.97	1	3	0	0	84	.964
Ray Emery	1	63	3	2.84	0	1	0	0	22	.864

Power play 0 - 9 (0%) **Penalty Killing** 12 - 13 (92.3%)

BLUE JACKETS VS. COLORADO AVALANCHE — RECORD: 2-1-0

Colorado	Avalanche	Jackets	Attendance	Goaltenders	W. Goal
Jan. 24, 2013	4	0	14,325	Semyon Varlamov / Sergei Bobrovsky	PA Parenteau
Apr. 15, 2013	3	4 OT	13,694	Sergei Bobrovsky / Jean-Sebastien Giguere	Nick Foligno

Columbus	Avalanche	Jackets	Attendance	Goaltenders	W. Goal
Mar. 3, 2013	1	2 OT	13,778	Sergei Bobrovsky / Semyon Varlamov	Artem Anisimov

BLUE JACKETS HEAD TO HEAD STATS

Player	GP	G	A	P	+/-	PIM	PP	SH	GW	EN	S	%
Nick Foligno	3	1	2	3	2	2	0	0	1	0	11	9.1
Vinny Prospal	3	1	1	2	-2	0	1	0	0	0	7	14.3
Mark Letestu	3	1	1	2	0	0	0	0	0	0	8	12.5
Fedor Tyutin	3	0	2	2	2	4	0	0	0	0	4	0.0
Blake Comeau	1	1	0	1	0	0	0	0	0	0	1	100.0
R.J. Umberger	3	1	0	1	2	0	0	0	0	0	9	11.1
Artem Anisimov	2	1	0	1	-1	0	1	0	1	0	8	12.5
Tim Erixon	1	0	1	1	-1	0	0	0	0	0	4	0.0
Derek MacKenzie	3	0	1	1	-2	0	0	0	0	0	2	0.0
Ryan Johansen	3	0	1	1	-2	2	0	0	0	0	4	0.0
Jared Boll	3	0	1	1	0	10	0	0	0	0	1	0.0
Jack Johnson	2	0	0	0	-2	0	0	0	0	0	5	0.0
Nikita Nikitin	3	0	0	0	-1	2	0	0	0	0	6	0.0
Marian Gaborik	1	0	0	0	1	4	0	0	0	0	3	0.0
Brandon Dubinsky	2	0	0	0	0	9	0	0	0	0	4	0.0
James Wisniewski	2	0	0	0	-3	5	0	0	0	0	4	0.0
Dalton Prout	2	0	0	0	2	5	0	0	0	0	2	0.0
Cameron Atkinson	2	0	0	0	-1	0	0	0	0	0	2	0.0
Cody Goloubef	1	0	0	0	0	0	0	0	0	0	3	0.0
Nicholas Drazenovic	1	0	0	0	0	0	0	0	0	0	1	0.0
Adrian Aucoin	3	0	0	0	-2	2	0	0	0	0	1	0.0
John Moore	1	0	0	0	-1	0	0	0	0	0	0	0.0
Matthew Calvert	3	0	0	0	-4	0	0	0	0	0	4	0.0
Derick Brassard	1	0	0	0	-1	0	0	0	0	0	1	0.0
Derek Dorsett	2	0	0	0	-2	6	0	0	0	0	2	0.0

Goaltender	GP	Min	GA	GAA	SO	W	L	OT	SA	SV%
Sergei Bobrovsky	3	186	8	2.57	0	2	1	0	79	.899

Power play 2 - 12 (16.7%) **Penalty Killing** 7 - 8 (87.5%)

AVALANCHE HEAD TO HEAD STATS

Player	GP	G	A	P	+/-	PIM	PP	SH	GW	EN	S	%
PA Parenteau	3	2	1	3	0	2	0	0	1	0	4	50.0
Matt Duchene	3	2	1	3	2	2	0	0	0	0	10	20.0
Cody McLeod	3	2	0	2	2	9	0	0	0	0	5	40.0
Tyson Barrie	2	0	2	2	1	0	0	0	0	0	7	0.0
Ryan O'Reilly	2	0	2	2	1	0	0	0	0	0	2	0.0
Milan Hejduk	2	0	2	2	2	0	0	0	0	0	1	0.0
John Mitchell	3	1	0	1	-1	0	0	0	0	0	3	33.3
Jamie McGinn	3	1	0	1	2	7	1	0	0	0	3	33.3
Stefan Elliott	1	0	1	1	-2	0	0	0	0	0	2	0.0
Jan Hejda	3	0	1	1	-1	2	0	0	0	0	1	0.0
Chuck Kobasew	3	0	1	1	1	0	0	0	0	0	4	0.0
Shane O'Brien	2	0	1	1	0	6	0	0	0	0	1	0.0
Gabriel Landeskog	3	0	1	1	3	4	0	0	0	0	8	0.0
Ryan Wilson	1	0	1	1	2	4	0	0	0	0	4	0.0
Paul Stastny	3	0	1	1	0	0	0	0	0	0	7	0.0
Patrick Bordeleau	3	0	0	0	-1	12	0	0	0	0	2	0.0
David Jones	3	0	0	0	0	0	0	0	0	0	6	0.0
Brad Malone	1	0	0	0	-1	5	0	0	0	0	0	0.0
Ryan O'Byrne	2	0	0	0	2	0	0	0	0	0	1	0.0
Greg Zanon	3	0	0	0	1	0	0	0	0	0	4	0.0
Mark Olver	1	0	0	0	0	0	0	0	0	0	1	0.0
Erik Johnson	1	0	0	0	2	0	0	0	0	0	0	0.0
Matt Hunwick	3	0	0	0	1	0	0	0	0	0	3	0.0

Goaltender	GP	Min	GA	GAA	SO	W	L	OT	SA	SV%
Semyon Varlamov	2	122	2	.98	1	1	0	1	67	.970
Jean-Sebastien Giguere	1	64	4	3.72	0	0	0	1	30	.867

Power play 1 - 8 (12.5%) **Penalty Killing** 10 - 12 (83.3%)

BLUE JACKETS VS. DALLAS STARS — RECORD: 2-0-1

Dallas	Stars	Jackets	Attendance	Goaltenders	W. Goal
Apr. 25, 2013	1	3	16,918	Sergei Bobrovsky / Kari Lehtonen	Mark Letestu

Columbus	Stars	Jackets	Attendance	Goaltenders	W. Goal
Jan. 28, 2013	1	2	10,475	Sergei Bobrovsky / Kari Lehtonen	Vinny Prospal
Feb. 26, 2013	5 OT	4	11,523	Richard Bachman / Sergei Bobrovsky	Loui Eriksson

BLUE JACKETS HEAD TO HEAD STATS

Player	GP	G	A	P	+/-	PIM	PP	SH	GW	EN	S	%
Cameron Atkinson	2	3	0	3	3	0	1	0	0	0	8	37.5
Mark Letestu	3	1	2	3	2	0	1	0	1	0	10	10.0
Derek Dorsett	2	2	0	2	0	0	0	0	0	0	4	50.0
Vinny Prospal	3	1	1	2	3	2	0	0	1	0	5	20.0
Nick Foligno	3	0	2	2	2	0	0	0	0	0	5	0.0
Jack Johnson	2	0	2	2	1	0	0	0	0	0	8	0.0
Brandon Dubinsky	2	0	2	2	1	2	0	0	0	0	4	0.0
Fedor Tyutin	3	0	2	2	4	0	0	0	0	0	3	0.0
Nikita Nikitin	2	1	0	1	3	6	0	0	0	0	3	33.3
R.J. Umberger	3	1	0	1	1	0	0	0	0	0	7	14.3
Dalton Prout	1	0	1	1	0	5	0	0	0	0	0	0.0
Blake Comeau	1	0	1	1	1	2	0	0	0	0	1	0.0
James Wisniewski	2	0	1	1	2	0	0	0	0	0	3	0.0
Adrian Aucoin	3	0	1	1	-2	2	0	0	0	0	3	0.0
Artem Anisimov	1	0	1	1	1	2	0	0	0	0	0	0.0
Derick Brassard	2	0	0	0	0	2	0	0	0	0	2	0.0
Jared Boll	3	0	0	0	-1	5	0	0	0	0	0	0.0
Marian Gaborik	1	0	0	0	0	0	0	0	0	0	4	0.0
Tim Erixon	2	0	0	0	-1	0	0	0	0	0	0	0.0
Cody Goloubef	1	0	0	0	-2	0	0	0	0	0	0	0.0
Derek MacKenzie	2	0	0	0	0	0	0	0	0	0	2	0.0
Ryan Johansen	3	0	0	0	-2	2	0	0	0	0	5	0.0
John Moore	2	0	0	0	-1	0	0	0	0	0	3	0.0
Matthew Calvert	2	0	0	0	-4	0	0	0	0	0	2	0.0
Colton Gillies	3	0	0	0	0	2	0	0	0	0	0	0.0

Goaltender	GP	Min	GA	GAA	SO	W	L	OT	SA	SV%
Sergei Bobrovsky	3	182	7	2.30	0	2	0	1	96	.927

Power play 2 - 12 (16.7%) **Penalty Killing** 6 - 8 (75%)

STARS HEAD TO HEAD STATS

Player	GP	G	A	P	+/-	PIM	PP	SH	GW	EN	S	%
Jamie Benn	3	1	1	2	-3	6	1	0	0	0	12	8.3
Antoine Roussel	2	1	1	2	0	0	0	0	0	0	6	16.7
Derek Roy	1	1	1	2	2	0	0	0	0	0	6	16.7
Cody Eakin	3	1	1	2	-1	0	0	0	0	0	9	11.1
Alex Goligoski	3	0	2	2	-3	0	0	0	0	0	4	0.0
Stephane Robidas	3	0	2	2	1	4	0	0	0	0	2	0.0
Brenden Dillon	3	0	2	2	0	2	0	0	0	0	7	0.0
Loui Eriksson	3	1	0	1	1	0	0	0	1	0	6	16.7
Brenden Morrow	2	1	0	1	-2	0	0	0	0	0	2	50.0
Philip Larsen	2	1	0	1	-1	2	1	0	0	0	3	33.3
Erik Cole	1	0	1	1	0	0	0	0	0	0	3	0.0
Reilly Smith	2	0	1	1	1	0	0	0	0	0	3	0.0
Ray Whitney	2	0	1	1	-1	0	0	0	0	0	3	0.0
Jordie Benn	3	0	1	1	0	2	0	0	0	0	6	0.0
Tom Wandell	2	0	0	0	0	2	0	0	0	0	2	0.0
Lane MacDermid	1	0	0	0	0	7	0	0	0	0	0	0.0
Eric Nystrom	3	0	0	0	0	9	0	0	0	0	2	0.0
Trevor Daley	3	0	0	0	0	0	0	0	0	0	3	0.0
Jamieson Oleksiak	1	0	0	0	-1	0	0	0	0	0	0	0.0
Vernon Fiddler	3	0	0	0	0	4	0	0	0	0	5	0.0
Matthew Fraser	1	0	0	0	1	0	0	0	0	0	1	0.0
Michael Ryder	1	0	0	0	-1	0	0	0	0	0	5	0.0
Ryan Garbutt	3	0	0	0	-3	2	0	0	0	0	3	0.0
Jaromir Jagr	2	0	0	0	-1	0	0	0	0	0	3	0.0
Tomas Vincour	1	0	0	0	0	0	0	0	0	0	0	0.0

Goaltender	GP	Min	GA	GAA	SO	W	L	OT	SA	SV%
Richard Bachman	1	63	4	3.81	0	1	0	0	20	.800
Kari Lehtonen	2	118	5	2.54	0	0	2	0	62	.919

Power play 2 - 8 (25%) **Penalty Killing** 10 - 12 (83.3%)

BLUE JACKETS VS. DETROIT RED WINGS — RECORD: 4-0-1

Detroit	Red Wings	Jackets	Attendance	Goaltenders	W. Goal
Feb. 21, 2013	2	3	20,066	Sergei Bobrovsky / Jimmy Howard	Vinny Prospal
Mar. 10, 2013	2	3 SO	20,066	Sergei Bobrovsky / Jimmy Howard	Matthew Calvert

Columbus	Red Wings	Jackets	Attendance	Goaltenders	W. Goal
Jan. 21, 2013	4 SO	3	19,206	Jimmy Howard / Sergei Bobrovsky	Damien Brunner
Feb. 2, 2013	2	4	17,612	Steve Mason / Jimmy Howard	Artem Anisimov
Mar. 9, 2013	0	3	17,957	Sergei Bobrovsky / Jonas Gustavsson	Cameron Atkinson

BLUE JACKETS HEAD TO HEAD STATS

Player	GP	G	A	P	+/-	PIM	PP	SH	GW	EN	S	%
Derick Brassard	5	1	4	5	1	2	0	0	0	0	10	10.0
R.J. Umberger	5	2	2	4	5	6	1	0	0	0	9	22.2
Cameron Atkinson	4	2	2	4	3	0	0	0	1	0	9	22.2
Fedor Tyutin	5	0	4	4	-2	4	0	0	0	0	2	0.0
James Wisniewski	3	2	1	3	3	0	2	0	0	0	7	28.6
Derek Dorsett	3	1	2	3	3	13	0	0	0	0	5	20.0
Jack Johnson	5	1	2	3	1	0	1	0	0	0	12	8.3
Ryan Johansen	4	0	3	3	2	4	0	0	0	0	5	0.0
Vinny Prospal	5	2	0	2	1	10	1	0	1	0	12	16.7
Artem Anisimov	3	2	0	2	-2	2	0	0	1	0	9	22.2
Nick Foligno	5	1	1	2	-1	4	0	0	0	0	8	12.5
Mark Letestu	4	1	0	1	-1	2	0	1	0	0	8	12.5
Brandon Dubinsky	2	0	1	1	-2	2	0	0	0	0	2	0.0
John Moore	2	0	1	1	1	0	0	0	0	0	3	0.0
Matthew Calvert	4	0	1	1	-3	2	0	0	0	0	6	0.0
Nikita Nikitin	4	0	1	1	-1	0	0	0	0	0	7	0.0
David Savard	1	0	0	0	-1	0	0	0	0	0	0	0.0
Tim Erixon	4	0	0	0	2	2	0	0	0	0	3	0.0
Dalton Prout	2	0	0	0	2	0	0	0	0	0	1	0.0
Derek MacKenzie	5	0	0	0	1	9	0	0	0	0	6	0.0
Adrian Aucoin	4	0	0	0	-1	4	0	0	0	0	2	0.0
Colton Gillies	3	0	0	0	0	4	0	0	0	0	1	0.0
Nicholas Drazenovic	2	0	0	0	0	2	0	0	0	0	2	0.0
Jared Boll	5	0	0	0	0	9	0	0	0	0	1	0.0
J. Audy-Marchessault	1	0	0	0	-1	0	0	0	0	0	0	0.0

Goaltender	GP	Min	GA	GAA	SO	W	L	OT	SA	SV%
Sergei Bobrovsky	4	249	7	1.68	1	3	0	1	125	.944
Steve Mason	1	60	2	2.00	0	1	0	0	34	.941

Power play 5 - 24 (20.8%) **Penalty Killing** 24 - 25 (96%)

RED WINGS HEAD TO HEAD STATS

Player	GP	G	A	P	+/-	PIM	PP	SH	GW	EN	S	%
Damien Brunner	5	2	1	3	-4	4	0	0	0	0	14	14.3
Johan Franzen	4	2	1	3	0	2	1	0	0	0	15	13.3
Pavel Datsyuk	5	1	2	3	1	2	0	0	0	0	11	9.1
Niklas Kronwall	5	0	3	3	-2	6	0	0	0	0	12	0.0
Henrik Zetterberg	5	0	3	3	-4	2	0	0	0	0	16	0.0
Brian Lashoff	3	1	1	2	2	2	0	0	0	0	5	20.0
Valtteri Filppula	3	1	1	2	2	0	0	0	0	0	9	11.1
Jakub Kindl	3	1	0	1	2	0	0	0	0	0	9	11.1
Ian White	3	1	0	1	0	2	0	0	0	0	5	20.0
Jonathan Ericsson	4	0	1	1	-3	4	0	0	0	0	4	0.0
Mikael Samuelsson	1	0	1	1	1	0	0	0	0	0	1	0.0
Jordin Tootoo	5	0	0	0	0	26	0	0	0	0	3	0.0
Jan Mursak	1	0	0	0	0	2	0	0	0	0	0	0.0
Carlo Colaiacovo	1	0	0	0	1	0	0	0	0	0	4	0.0
Kent Huskins	2	0	0	0	-2	2	0	0	0	0	1	0.0
Todd Bertuzzi	1	0	0	0	1	2	0	0	0	0	1	0.0
Dan Cleary	5	0	0	0	-2	6	0	0	0	0	7	0.0
Brendan Smith	4	0	0	0	-1	9	0	0	0	0	7	0.0
Cory Emmerton	5	0	0	0	0	0	0	0	0	0	8	0.0
Justin Abdelkader	5	0	0	0	1	2	0	0	0	0	8	0.0
Drew Miller	5	0	0	0	0	0	0	0	0	0	4	0.0
Kyle Quincey	5	0	0	0	-1	4	0	0	0	0	5	0.0
Patrick Eaves	4	0	0	0	-1	2	0	0	0	0	4	0.0
Tomas Tatar	3	0	0	0	-1	2	0	0	0	0	5	0.0
Joakim Andersson	3	0	0	0	-1	0	0	0	0	0	1	0.0

Goaltender	GP	Min	GA	GAA	SO	W	L	OT	SA	SV%
Jimmy Howard	4	249	12	2.88	0	1	2	1	106	.887
Jonas Gustavsson	1	60	3	3.00	0	0	1	0	24	.875

Power play 1 - 25 (4%) **Penalty Killing** 19 - 24 (79.2%)

BLUE JACKETS VS. EDMONTON OILERS — RECORD: 1-2-0

Edmonton	Oilers	Jackets	Attendance	Goaltenders	W. Goal
Mar. 28, 2013	6	4	16,839	Devan Dubnyk / Sergei Bobrovsky	Ales Hemsky

Columbus	Oilers	Jackets	Attendance	Goaltenders	W. Goal
Feb. 10, 2013	3	1	14,364	Devan Dubnyk / Sergei Bobrovsky	Magnus Paajarvi
Mar. 5, 2013	3	4 SO	14,952	Sergei Bobrovsky / Devan Dubnyk	Artem Anisimov

BLUE JACKETS HEAD TO HEAD STATS

Player	GP	G	A	P	+/-	PIM	PP	SH	GW	EN	S	%
Cameron Atkinson	2	2	1	3	1	0	0	0	0	0	11	18.2
Artem Anisimov	3	1	2	3	1	2	0	0	0	0	8	12.5
Vinny Prospal	3	1	1	2	-2	2	1	0	0	0	7	14.3
Matthew Calvert	3	1	1	2	-1	15	0	0	0	0	6	16.7
Jack Johnson	3	1	0	1	-4	0	0	0	0	0	11	9.1
R.J. Umberger	3	1	0	1	-2	0	0	0	0	0	12	8.3
Derek MacKenzie	3	1	0	1	-1	0	0	0	0	0	2	50.0
Jared Boll	3	0	1	1	0	15	0	0	0	0	2	0.0
Nikita Nikitin	2	0	1	1	-1	0	0	0	0	0	4	0.0
Brandon Dubinsky	1	0	1	1	-2	2	0	0	0	0	3	0.0
Ryan Johansen	2	0	1	1	-3	0	0	0	0	0	5	0.0
Fedor Tyutin	3	0	1	1	1	0	0	0	0	0	2	0.0
Tim Erixon	3	0	1	1	0	0	0	0	0	0	2	0.0
Mark Letestu	3	0	1	1	-3	0	0	0	0	0	6	0.0
Derick Brassard	3	0	1	1	-1	2	0	0	0	0	5	0.0
Sean Collins	1	0	0	0	0	2	0	0	0	0	0	0.0
James Wisniewski	2	0	0	0	-3	2	0	0	0	0	3	0.0
Dalton Prout	2	0	0	0	0	2	0	0	0	0	2	0.0
Adrian Aucoin	2	0	0	0	-2	0	0	0	0	0	2	0.0
Cody Goloubef	2	0	0	0	-1	0	0	0	0	0	4	0.0
Colton Gillies	1	0	0	0	0	0	0	0	0	0	0	0.0
Derek Dorsett	2	0	0	0	-2	2	0	0	0	0	5	0.0
Nick Foligno	2	0	0	0	-2	2	0	0	0	0	6	0.0

Goaltender	GP	Min	GA	GAA	SO	W	L	OT	SA	SV%
Sergei Bobrovsky	3	162	7	2.59	1	1	2	0	58	.879
Steve Mason	1	20	3	8.77	0	0	0	0	8	.625

Power play 1 - 13 (7.7%) **Penalty Killing** 9 - 9 (100%)

OILERS HEAD TO HEAD STATS

Player	GP	G	A	P	+/-	PIM	PP	SH	GW	EN	S	%
Sam Gagner	3	2	4	6	4	0	0	0	0	2	5	40.0
Magnus Paajarvi	3	3	1	4	2	2	0	1	1	0	5	60.0
Ryan Nugent-Hopkins	3	0	4	4	2	0	0	0	0	0	3	0.0
Taylor Hall	3	0	3	3	0	2	0	0	0	0	6	0.0
Ales Hemsky	3	2	0	2	2	0	0	0	1	0	7	28.6
Jordan Eberle	3	1	1	2	0	0	0	0	0	0	7	14.3
Ryan Jones	2	0	2	2	2	0	0	0	0	0	1	0.0
Corey Potter	3	1	0	1	0	0	0	0	0	0	4	25.0
Shawn Horcoff	1	1	0	1	1	0	0	0	0	0	3	33.3
Ryan Whitney	2	1	0	1	2	2	0	0	0	0	4	25.0
Jeff Petry	3	1	0	1	6	5	0	0	0	0	5	20.0
Ladislav Smid	3	0	1	1	5	0	0	0	0	0	3	0.0
Eric Belanger	2	0	1	1	2	0	0	0	0	0	2	0.0
Nail Yakupov	3	0	1	1	1	4	0	0	0	0	0	0.0
Lennart Petrell	2	0	0	0	0	2	0	0	0	0	1	0.0
Mark Fistric	1	0	0	0	2	2	0	0	0	0	0	0.0
Ben Eager	2	0	0	0	-1	12	0	0	0	0	1	0.0
Mike Brown	2	0	0	0	-1	5	0	0	0	0	1	0.0
Nick Schultz	3	0	0	0	-2	0	0	0	0	0	2	0.0
Ryan Smyth	3	0	0	0	0	6	0	0	0	0	3	0.0
Teemu Hartikainen	1	0	0	0	0	2	0	0	0	0	2	0.0
Justin Schultz	3	0	0	0	-3	0	0	0	0	0	3	0.0

Goaltender	GP	Min	GA	GAA	SO	W	L	OT	SA	SV%
Devan Dubnyk	3	144	4	1.66	1	2	0	1	87	.954
Nikolai Khabibulin	1	40	4	5.93	0	0	0	0	21	.810

Power play 0 - 9 (0%) **Penalty Killing** 12 - 13 (92.3%)

BLUE JACKETS VS. LOS ANGELES KINGS — RECORD: 0-3-0

Los Angeles	Kings	Jackets	Attendance	Goaltenders	W. Goal
Feb. 15, 2013	2	1	18,118	Jonathan Bernier / Sergei Bobrovsky	Mike Richards
Apr. 18, 2013	2	1	18,118	Jonathan Quick / Sergei Bobrovsky	Kyle Clifford

Columbus	Kings	Jackets	Attendance	Goaltenders	W. Goal
Feb. 5, 2013	4	2	11,019	Jonathan Quick / Steve Mason	Vjateslav Voinov

BLUE JACKETS HEAD TO HEAD STATS

Player	GP	G	A	P	+/-	PIM	PP	SH	GW	EN	S	%
Nick Foligno	3	1	1	2	2	2	0	0	0	0	3	33.3
Fedor Tyutin	3	0	2	2	0	2	0	0	0	0	3	0.0
Derick Brassard	2	1	0	1	0	0	0	0	0	0	5	20.0
Dalton Prout	1	1	0	1	1	2	0	0	0	0	1	100.0
Derek MacKenzie	3	1	0	1	2	2	0	0	0	0	4	25.0
Mark Letestu	3	0	1	1	0	0	0	0	0	0	3	0.0
Blake Comeau	1	0	1	1	1	0	0	0	0	0	0	0.0
Jack Johnson	3	0	1	1	0	0	0	0	0	0	1	0.0
Brandon Dubinsky	3	0	1	1	2	32	0	0	0	0	3	0.0
Tim Erixon	3	0	1	1	0	0	0	0	0	0	0	0.0
Matthew Calvert	3	0	0	0	-2	0	0	0	0	0	1	0.0
Cody Goloubef	2	0	0	0	1	0	0	0	0	0	1	0.0
Nick Holden	1	0	0	0	-1	0	0	0	0	0	2	0.0
Artem Anisimov	2	0	0	0	-1	0	0	0	0	0	2	0.0
Derek Dorsett	2	0	0	0	-2	5	0	0	0	0	6	0.0
Cameron Atkinson	1	0	0	0	0	0	0	0	0	0	2	0.0
Jared Boll	3	0	0	0	3	4	0	0	0	0	2	0.0
James Wisniewski	1	0	0	0	-1	2	0	0	0	0	2	0.0
Marian Gaborik	1	0	0	0	-1	0	0	0	0	0	1	0.0
Colton Gillies	1	0	0	0	0	2	0	0	0	0	0	0.0
Nikita Nikitin	1	0	0	0	0	0	0	0	0	0	1	0.0
R.J. Umberger	3	0	0	0	-3	2	0	0	0	0	3	0.0
Adrian Aucoin	1	0	0	0	0	0	0	0	0	0	1	0.0
Ryan Johansen	2	0	0	0	-2	0	0	0	0	0	3	0.0
Vinny Prospal	3	0	0	0	-2	2	0	0	0	0	3	0.0
David Savard	2	0	0	0	-2	0	0	0	0	0	1	0.0

Goaltender	GP	Min	GA	GAA	SO	W	L	OT	SA	SV%
Steve Mason	1	58	4	4.14	0	0	1	0	31	.871
Sergei Bobrovsky	2	117	4	2.04	0	0	2	0	45	.911

Power play 0 - 9 (0%) **Penalty Killing** 7 - 10 (70%)

KINGS HEAD TO HEAD STATS

Player	GP	G	A	P	+/-	PIM	PP	SH	GW	EN	S	%
Mike Richards	3	2	2	4	-1	19	1	0	1	0	6	33.3
Anze Kopitar	3	1	2	3	1	0	0	0	0	0	3	33.3
Justin Williams	3	0	3	3	3	4	0	0	0	0	7	0.0
Kyle Clifford	3	2	0	2	0	0	0	0	1	0	4	50.0
Drew Doughty	3	1	1	2	0	4	1	0	0	0	6	16.7
Jeff Carter	3	1	0	1	-2	4	1	0	0	0	3	33.3
Vjateslav Voinov	3	1	0	1	2	0	0	0	1	0	8	12.5
Davis Drewiske	2	0	1	1	1	0	0	0	0	0	1	0.0
Brad Richardson	1	0	1	1	1	0	0	0	0	0	1	0.0
Dustin Brown	3	0	1	1	0	2	0	0	0	0	10	0.0
Jordan Nolan	3	0	1	1	0	0	0	0	0	0	0	0.0
Simon Gagne	2	0	1	1	0	0	0	0	0	0	1	0.0
Alec Martinez	1	0	0	0	0	0	0	0	0	0	3	0.0
Jake Muzzin	3	0	0	0	-1	0	0	0	0	0	4	0.0
Dwight King	3	0	0	0	1	0	0	0	0	0	0	0.0
Trevor Lewis	3	0	0	0	1	0	0	0	0	0	7	0.0
Colin Fraser	1	0	0	0	-1	5	0	0	0	0	0	0.0
Matt Greene	1	0	0	0	-1	2	0	0	0	0	2	0.0
Robyn Regehr	1	0	0	0	0	0	0	0	0	0	0	0.0
Jarret Stoll	3	0	0	0	1	4	0	0	0	0	2	0.0
Keaton Ellerby	1	0	0	0	1	2	0	0	0	0	1	0.0
Dustin Penner	2	0	0	0	-1	0	0	0	0	0	5	0.0
Rob Scuderi	3	0	0	0	0	0	0	0	0	0	2	0.0

Goaltender	GP	Min	GA	GAA	SO	W	L	OT	SA	SV%
Jonathan Quick	2	120	3	1.50	0	2	0	0	41	.927
Jonathan Bernier	1	59	1	1.00	0	1	0	0	13	.923

Power play 3 - 10 (30%) **Penalty Killing** 9 - 9 (100%)

BLUE JACKETS VS. MINNESOTA WILD — RECORD: 1-2-0

Minnesota	Wild	Jackets	Attendance	Goaltenders	W. Goal
Jan. 29, 2013	3	2	17,584	Niklas Backstrom / Steve Mason	Pierre-Marc Bouchard
Apr. 13, 2013	2	3 SO	19,187	Sergei Bobrovsky / Niklas Backstrom	Mark Letestu

Columbus	Wild	Jackets	Attendance	Goaltenders	W. Goal
Apr. 7, 2013	3	0	15,909	Niklas Backstrom / Sergei Bobrovsky	Ryan Suter

BLUE JACKETS HEAD TO HEAD STATS

Player	GP	G	A	P	+/-	PIM	PP	SH	GW	EN	S	%
Brandon Dubinsky	2	0	3	3	1	17	0	0	0	0	3	0.0
Vinny Prospal	3	1	1	2	0	2	0	0	0	0	4	25.0
Jack Johnson	3	1	0	1	-2	0	1	0	0	0	8	12.5
Fedor Tyutin	3	1	0	1	-2	2	0	0	0	0	5	20.0
Mark Letestu	3	1	0	1	1	0	0	0	0	0	5	20.0
Dalton Prout	2	0	1	1	1	2	0	0	0	0	0	0.0
James Wisniewski	3	0	1	1	-1	2	0	0	0	0	5	0.0
Jared Boll	2	0	1	1	0	10	0	0	0	0	0	0.0
Nikita Nikitin	2	0	0	0	0	0	0	0	0	0	0	0.0
Cameron Atkinson	2	0	0	0	0	0	0	0	0	0	6	0.0
Matthew Calvert	2	0	0	0	0	0	0	0	0	0	1	0.0
Cody Goloubef	1	0	0	0	0	0	0	0	0	0	2	0.0
R.J. Umberger	3	0	0	0	-2	0	0	0	0	0	3	0.0
Blake Comeau	1	0	0	0	0	2	0	0	0	0	0	0.0
Derek MacKenzie	3	0	0	0	1	0	0	0	0	0	2	0.0
Marian Gaborik	2	0	0	0	2	0	0	0	0	0	7	0.0
Ryan Johansen	3	0	0	0	-1	0	0	0	0	0	3	0.0
Adrian Aucoin	3	0	0	0	0	4	0	0	0	0	1	0.0
John Moore	1	0	0	0	0	0	0	0	0	0	1	0.0
Colton Gillies	2	0	0	0	-1	5	0	0	0	0	1	0.0
Artem Anisimov	3	0	0	0	-2	2	0	0	0	0	3	0.0
Derick Brassard	1	0	0	0	-1	0	0	0	0	0	2	0.0
Derek Dorsett	1	0	0	0	-2	0	0	0	0	0	1	0.0
Nick Foligno	3	0	0	0	-2	0	0	0	0	0	2	0.0

Goaltender	GP	Min	GA	GAA	SO	W	L	OT	SA	SV%
Sergei Bobrovsky	2	125	5	2.40	0	1	1	0	65	.923
Steve Mason	1	58	3	3.07	0	0	1	0	26	.885

Power play 1 - 10 (10%) **Penalty Killing** 6 - 9 (66.7%)

WILD HEAD TO HEAD STATS

Player	GP	G	A	P	+/-	PIM	PP	SH	GW	EN	S	%
Jason Pominville	2	2	2	4	2	0	1	0	0	0	8	25.0
Ryan Suter	3	1	2	3	0	0	1	0	1	0	9	11.1
Pierre-Marc Bouchard	3	2	0	2	0	0	0	0	1	0	5	40.0
Mikko Koivu	3	1	1	2	3	2	0	0	0	0	7	14.3
Zach Parise	3	0	2	2	3	2	0	0	0	0	9	0.0
Charlie Coyle	2	1	0	1	0	15	1	0	0	0	2	50.0
Tom Gilbert	2	1	0	1	2	2	0	0	0	0	4	25.0
Brett Clark	1	0	1	1	0	0	0	0	0	0	1	0.0
Jared Spurgeon	2	0	1	1	-1	0	0	0	0	0	1	0.0
Jonas Brodin	3	0	1	1	0	0	0	0	0	0	3	0.0
Mikael Granlund	3	0	1	1	-2	2	0	0	0	0	5	0.0
Justin Falk	2	0	1	1	1	0	0	0	0	0	3	0.0
Devin Setoguchi	3	0	1	1	-1	2	0	0	0	0	7	0.0
Torrey Mitchell	3	0	1	1	0	0	0	0	0	0	1	0.0
Clayton Stoner	3	0	1	1	1	12	0	0	0	0	3	0.0
Kyle Brodziak	3	0	0	0	0	0	0	0	0	0	6	0.0
Jason Zucker	1	0	0	0	-1	0	0	0	0	0	6	0.0
Nate Prosser	1	0	0	0	0	0	0	0	0	0	1	0.0
Zenon Konopka	2	0	0	0	1	2	0	0	0	0	1	0.0
Mike Rupp	2	0	0	0	0	0	0	0	0	0	1	0.0
Dany Heatley	1	0	0	0	2	0	0	0	0	0	0	0.0
Matt Cullen	1	0	0	0	0	0	0	0	0	0	2	0.0
Marco Scandella	1	0	0	0	1	0	0	0	0	0	1	0.0
Darroll Powe	1	0	0	0	0	7	0	0	0	0	0	0.0
Cal Clutterbuck	3	0	0	0	-1	0	0	0	0	0	5	0.0

Goaltender	GP	Min	GA	GAA	SO	W	L	OT	SA	SV%
Niklas Backstrom	3	185	4	1.30	1	2	0	1	65	.938

Power play 3 - 9 (33.3%) **Penalty Killing** 9 - 10 (90%)

BLUE JACKETS VS. NASHVILLE PREDATORS — RECORD: 4-1-0

Nashville	Predators	Jackets	Attendance	Goaltenders	W. Goal
Jan. 19, 2013	2	3 SO	17,113	Sergei Bobrovsky / Pekka Rinne	Derick Brassard
Mar. 23, 2013	5	2	17,113	Pekka Rinne / Sergei Bobrovsky	David Legwand
Apr. 4, 2013	1	3	17,113	Sergei Bobrovsky / Pekka Rinne	Marian Gaborik

Columbus	Predators	Jackets	Attendance	Goaltenders	W. Goal
Mar. 19, 2013	3	4	13,364	Sergei Bobrovsky / Pekka Rinne	Derick Brassard
Apr. 27, 2013	1	3	19,002	Sergei Bobrovsky / Chris Mason	Jack Johnson

BLUE JACKETS HEAD TO HEAD STATS

Player	GP	G	A	P	+/-	PIM	PP	SH	GW	EN	S	%
Vinny Prospal	5	0	5	5	-2	2	0	0	0	0	13	0.0
Brandon Dubinsky	4	1	3	4	4	2	1	0	0	0	10	10.0
Fedor Tyutin	5	1	3	4	1	2	0	0	0	0	12	8.3
Jack Johnson	5	1	2	3	-1	2	0	0	1	0	13	7.7
Marian Gaborik	2	1	2	3	0	0	0	0	1	0	10	10.0
Cameron Atkinson	5	1	2	3	4	2	0	0	0	1	17	5.9
Matthew Calvert	4	1	2	3	3	0	0	0	0	0	3	33.3
Artem Anisimov	5	2	0	2	-3	0	0	0	0	0	5	40.0
Nikita Nikitin	4	1	1	2	2	0	1	0	0	0	9	11.1
R.J. Umberger	5	1	1	2	0	2	1	0	0	0	10	10.0
Mark Letestu	4	1	1	2	-1	2	0	0	0	0	10	10.0
Dalton Prout	4	0	2	2	1	0	0	0	0	0	2	0.0
Derick Brassard	3	1	0	1	1	0	0	0	1	0	5	20.0
Nick Foligno	5	1	0	1	0	0	1	0	0	0	9	11.1
James Wisniewski	3	1	0	1	-1	0	1	0	0	0	6	16.7
Blake Comeau	1	0	1	1	2	0	0	0	0	0	1	0.0
Tim Erixon	3	0	1	1	-1	0	0	0	0	0	0	0.0
Derek Dorsett	1	0	0	0	0	7	0	0	0	0	2	0.0
Jared Boll	4	0	0	0	-3	5	0	0	0	0	4	0.0
Ryan Johansen	5	0	0	0	-1	0	0	0	0	0	14	0.0
John Moore	3	0	0	0	-1	0	0	0	0	0	3	0.0
Derek MacKenzie	5	0	0	0	-3	5	0	0	0	0	4	0.0
Colton Gillies	2	0	0	0	-1	2	0	0	0	0	2	0.0
Adrian Aucoin	3	0	0	0	0	0	0	0	0	0	3	0.0

Goaltender	GP	Min	GA	GAA	SO	W	L	OT	SA	SV%
Sergei Bobrovsky	5	254	11	2.59	0	4	1	0	139	.921
Steve Mason	1	48	0	.00	1	0	0	0	12	.000

Power play 5 - 12 (41.7%) **Penalty Killing** 3 - 6 (50%)

PREDATORS HEAD TO HEAD STATS

Player	GP	G	A	P	+/-	PIM	PP	SH	GW	EN	S	%
Shea Weber	5	2	2	4	1	9	1	0	0	0	15	13.3
David Legwand	5	1	3	4	2	6	0	0	1	0	7	14.3
Gabriel Bourque	2	1	2	3	3	0	0	0	0	0	3	33.3
Martin Erat	3	1	2	3	0	2	0	0	0	0	3	33.3
Roman Josi	5	1	1	2	-1	0	1	0	0	1	14	7.1
Taylor Beck	3	1	1	2	3	0	0	0	0	0	6	16.7
Chris Mueller	4	1	1	2	1	4	0	0	0	0	3	33.3
Mike Fisher	5	1	1	2	-1	2	0	0	0	0	8	12.5
Patric Hornqvist	2	0	2	2	1	0	0	0	0	0	5	0.0
Sergei Kostitsyn	4	0	2	2	-2	0	0	0	0	0	4	0.0
Bobby Butler	2	0	2	2	1	0	0	0	0	0	1	0.0
Matt Halischuk	4	1	0	1	0	0	0	0	0	0	7	14.3
Kevin Klein	5	1	0	1	-1	0	0	0	0	0	10	10.0
Ryan Ellis	3	1	0	1	-1	0	1	0	0	0	9	11.1
Joonas Rask	1	0	1	1	1	0	0	0	0	0	0	0.0
Brandon Yip	4	0	1	1	2	7	0	0	0	0	7	0.0
Jonathon Blum	4	0	1	1	2	0	0	0	0	0	7	0.0
Rich Clune	4	0	1	1	0	19	0	0	0	0	4	0.0
Colin Wilson	1	0	0	0	-1	0	0	0	0	0	3	0.0
Nick Spaling	5	0	0	0	-2	0	0	0	0	0	10	0.0
Filip Forsberg	1	0	0	0	-2	0	0	0	0	0	4	0.0
Daniel Bang	1	0	0	0	0	0	0	0	0	0	0	0.0
Kevin Henderson	1	0	0	0	-1	0	0	0	0	0	1	0.0
Paul Gaustad	2	0	0	0	-2	0	0	0	0	0	4	0.0
Zach Boychuk	1	0	0	0	-1	2	0	0	0	0	1	0.0
Brian McGrattan	1	0	0	0	0	0	0	0	0	0	0	0.0
Victor Bartley	3	0	0	0	-1	0	0	0	0	0	2	0.0
Scott Hannan	1	0	0	0	0	5	0	0	0	0	1	0.0
Craig Smith	4	0	0	0	-2	0	0	0	0	0	12	0.0
Hal Gill	4	0	0	0	1	2	0	0	0	0	1	0.0

Goaltender	GP	Min	GA	GAA	SO	W	L	OT	SA	SV%
Pekka Rinne	4	241	11	2.73	0	1	2	1	120	.908
Chris Mason	1	59	2	2.03	0	0	1	0	46	.957

Power play 3 - 6 (50%) **Penalty Killing** 7 - 12 (58.3%)

BLUE JACKETS VS. PHOENIX COYOTES — RECORD: 1-2-0

Phoenix	Coyotes	Jackets	Attendance	Goaltenders	W. Goal
Jan. 23, 2013	5	1	8,355	Jason LaBarbera / Steve Mason	Oliver Ekman-Larsson
Feb. 16, 2013	5	3	15,425	Mike Smith / Steve Mason	Martin Hanzal

Columbus	Coyotes	Jackets	Attendance	Goaltenders	W. Goal
Mar. 16, 2013	0	1 SO	14,231	Sergei Bobrovsky / Mike Smith	Artem Anisimov

BLUE JACKETS HEAD TO HEAD STATS

Player	GP	G	A	P	+/-	PIM	PP	SH	GW	EN	S	%
Jared Boll	3	1	1	2	2	5	0	0	0	0	2	50.0
Derick Brassard	3	0	2	2	-2	2	0	0	0	0	5	0.0
Fedor Tyutin	3	1	0	1	-3	4	0	0	0	0	3	33.3
Derek MacKenzie	1	1	0	1	1	7	0	0	0	0	1	100.0
Matthew Calvert	3	1	0	1	0	0	0	0	0	0	9	11.1
Vinny Prospal	3	0	1	1	-1	2	0	0	0	0	7	0.0
Adrian Aucoin	2	0	1	1	0	0	0	0	0	0	2	0.0
Derek Dorsett	2	0	1	1	-3	8	0	0	0	0	3	0.0
Jack Johnson	3	0	1	1	-2	2	0	0	0	0	4	0.0
Nikita Nikitin	3	0	0	0	-2	0	0	0	0	0	2	0.0
Dalton Prout	1	0	0	0	0	0	0	0	0	0	1	0.0
Brandon Dubinsky	3	0	0	0	-1	0	0	0	0	0	5	0.0
Tim Erixon	2	0	0	0	2	6	0	0	0	0	3	0.0
James Wisniewski	1	0	0	0	-1	0	0	0	0	0	3	0.0
Colton Gillies	2	0	0	0	0	0	0	0	0	0	4	0.0
Nicholas Drazenovic	1	0	0	0	-1	0	0	0	0	0	0	0.0
R.J. Umberger	3	0	0	0	-3	2	0	0	0	0	3	0.0
Ryan Johansen	2	0	0	0	-2	0	0	0	0	0	2	0.0
John Moore	3	0	0	0	-2	0	0	0	0	0	3	0.0
Cameron Atkinson	2	0	0	0	-1	0	0	0	0	0	2	0.0
Mark Letestu	3	0	0	0	-2	0	0	0	0	0	0	0.0
Artem Anisimov	2	0	0	0	0	0	0	0	0	0	4	0.0
Nick Foligno	3	0	0	0	0	0	0	0	0	0	1	0.0

Goaltender	GP	Min	GA	GAA	SO	W	L	OT	SA	SV%
Sergei Bobrovsky	1	64	0	.00	1	1	0	0	39	.000
Steve Mason	2	119	9	4.51	0	0	2	0	76	.882

Power play 0 - 8 (0%) **Penalty Killing** 12 - 14 (85.7%)

COYOTES HEAD TO HEAD STATS

Player	GP	G	A	P	+/-	PIM	PP	SH	GW	EN	S	%
Steve Sullivan	3	3	2	5	1	0	1	0	0	0	5	60.0
Martin Hanzal	2	2	1	3	1	2	1	0	1	1	7	28.6
Oliver Ekman-Larsson	3	2	1	3	4	4	0	0	1	0	13	15.4
Antoine Vermette	3	0	3	3	2	0	0	0	0	0	6	0.0
Mikkel Boedker	3	0	3	3	1	2	0	0	0	0	8	0.0
Keith Yandle	3	0	3	3	3	0	0	0	0	0	16	0.0
David Moss	3	1	1	2	2	2	0	0	0	0	4	25.0
Radim Vrbata	2	1	0	1	1	0	0	0	0	0	8	12.5
Kyle Chipchura	2	1	0	1	0	0	0	0	0	0	1	100.0
Matthew Lombardi	2	0	1	1	1	2	0	0	0	0	4	0.0
Raffi Torres	2	0	1	1	0	0	0	0	0	0	2	0.0
Derek Morris	2	0	1	1	1	0	0	0	0	0	3	0.0
Rostislav Klesla	2	0	1	1	3	0	0	0	0	0	1	0.0
Shane Doan	3	0	1	1	1	0	0	0	0	0	10	0.0
Boyd Gordon	3	0	1	1	0	0	0	0	0	0	3	0.0
David Rundblad	1	0	0	0	-2	0	0	0	0	0	2	0.0
Chris Summers	1	0	0	0	-2	5	0	0	0	0	0	0.0
Michael Stone	2	0	0	0	-1	0	0	0	0	0	1	0.0
David Schlemko	2	0	0	0	-1	2	0	0	0	0	3	0.0
Lauri Korpikoski	3	0	0	0	2	0	0	0	0	0	8	0.0
Alexandre Bolduc	1	0	0	0	0	0	0	0	0	0	3	0.0
Paul Bissonnette	3	0	0	0	0	5	0	0	0	0	2	0.0
Zbynek Michalek	2	0	0	0	3	0	0	0	0	0	4	0.0
Rob Klinkhammer	1	0	0	0	0	0	0	0	0	0	2	0.0

Goaltender	GP	Min	GA	GAA	SO	W	L	OT	SA	SV%
Mike Smith	3	136	3	1.32	2	1	0	1	47	.936
Jason LaBarbera	1	49	1	1.22	0	1	0	0	22	.955

Power play 2 - 14 (14.3%) **Penalty Killing** 8 - 8 (100%)

BLUE JACKETS VS. ST. LOUIS BLUES — RECORD: 1-3-0

St. Louis	Blues	Jackets	Attendance	Goaltenders	W. Goal
Feb. 23, 2013	2	1	19,457	Jaroslav Halak / Sergei Bobrovsky	David Perron
Apr. 5, 2013	3	1	19,224	Jake Allen / Sergei Bobrovsky	David Backes

Columbus	Blues	Jackets	Attendance	Goaltenders	W. Goal
Jan. 31, 2013	4	1	11,155	Brian Elliott / Sergei Bobrovsky	Patrik Berglund
Apr. 12, 2013	1	4	17,007	Sergei Bobrovsky / Jake Allen	Artem Anisimov

BLUE JACKETS HEAD TO HEAD STATS

Player	GP	G	A	P	+/-	PIM	PP	SH	GW	EN	S	%
James Wisniewski	4	0	3	3	-1	2	0	0	0	0	5	0.0
Artem Anisimov	3	2	0	2	0	2	0	0	1	0	7	28.6
Cameron Atkinson	3	1	1	2	0	2	0	0	0	0	8	12.5
Matthew Calvert	3	1	1	2	-1	4	0	1	0	0	2	50.0
Marian Gaborik	2	1	1	2	1	0	0	0	0	0	5	20.0
Brandon Dubinsky	3	0	2	2	-2	10	0	0	0	0	2	0.0
Vinny Prospal	4	0	2	2	0	8	0	0	0	0	2	0.0
Ryan Johansen	3	1	0	1	1	0	0	0	0	0	8	12.5
Derick Brassard	2	1	0	1	-1	0	1	0	0	0	4	25.0
Adrian Aucoin	3	0	1	1	0	0	0	0	0	0	0	0.0
Mark Letestu	4	0	1	1	1	0	0	0	0	0	10	0.0
Nick Foligno	4	0	1	1	-2	9	0	0	0	0	7	0.0
Jack Johnson	4	0	0	0	-1	0	0	0	0	0	6	0.0
Colton Gillies	1	0	0	0	0	0	0	0	0	0	0	0.0
Fedor Tyutin	4	0	0	0	3	2	0	0	0	0	3	0.0
Nikita Nikitin	3	0	0	0	0	2	0	0	0	0	5	0.0
R.J. Umberger	4	0	0	0	1	2	0	0	0	0	8	0.0
Derek MacKenzie	4	0	0	0	-1	7	0	0	0	0	2	0.0
J. Audy-Marchessault	1	0	0	0	0	0	0	0	0	0	0	0.0
David Savard	1	0	0	0	0	0	0	0	0	0	0	0.0
John Moore	1	0	0	0	-1	0	0	0	0	0	1	0.0
Tim Erixon	2	0	0	0	-2	4	0	0	0	0	0	0.0
Dalton Prout	2	0	0	0	0	2	0	0	0	0	2	0.0
Derek Dorsett	2	0	0	0	-1	5	0	0	0	0	2	0.0
Blake Comeau	1	0	0	0	0	0	0	0	0	0	0	0.0
Jared Boll	3	0	0	0	0	19	0	0	0	0	2	0.0
Sean Collins	1	0	0	0	-1	2	0	0	0	0	0	0.0

Goaltender	GP	Min	GA	GAA	SO	W	L	OT	SA	SV%
Sergei Bobrovsky	4	191	8	2.51	0	1	3	0	84	.905
Steve Mason	1	45	0	.00	1	0	0	0	13	.000

Power play **1 - 11 (9.1%)** **Penalty Killing** **13 - 16 (81.2%)**

BLUES HEAD TO HEAD STATS

Player	GP	G	A	P	+/-	PIM	PP	SH	GW	EN	S	%
David Backes	4	2	2	4	2	0	1	0	1	1	7	28.6
Alex Steen	4	0	3	3	2	2	0	0	0	0	10	0.0
Patrik Berglund	4	2	0	2	-1	0	1	1	1	1	8	25.0
Chris Stewart	4	2	0	2	-2	11	1	0	0	0	9	22.2
Kevin Shattenkirk	4	1	1	2	0	6	0	0	0	0	6	16.7
Jay Bouwmeester	2	0	2	2	1	0	0	0	0	0	3	0.0
Alex Pietrangelo	4	0	2	2	3	0	0	0	0	0	3	0.0
Vladimir Sobotka	4	0	2	2	-1	0	0	0	0	0	6	0.0
T.J. Oshie	2	0	2	2	1	0	0	0	0	0	3	0.0
Barret Jackman	4	1	0	1	0	11	0	0	0	0	2	50.0
Vladimir Tarasenko	3	1	0	1	0	4	0	0	0	0	7	14.3
David Perron	4	1	0	1	0	0	0	0	1	0	8	12.5
Andy McDonald	4	0	1	1	-1	4	0	0	0	0	7	0.0
Jaden Schwartz	3	0	1	1	-1	0	0	0	0	0	5	0.0
Jamie Langenbrunner	1	0	1	1	1	0	0	0	0	0	2	0.0
Ryan Reaves	4	0	1	1	1	15	0	0	0	0	2	0.0
Kris Russell	2	0	1	1	0	0	0	0	0	0	1	0.0
Roman Polak	4	0	0	0	-2	2	0	0	0	0	1	0.0
Chris Porter	2	0	0	0	0	0	0	0	0	0	2	0.0
Jordan Leopold	2	0	0	0	-1	0	0	0	0	0	2	0.0
Matt D'Agostini	1	0	0	0	-1	0	0	0	0	0	1	0.0
Scott Nichol	2	0	0	0	1	17	0	0	0	0	1	0.0
Ian Cole	2	0	0	0	2	0	0	0	0	0	1	0.0
Adam Cracknell	2	0	0	0	0	0	0	0	0	0	2	0.0

Goaltender	GP	Min	GA	GAA	SO	W	L	OT	SA	SV%
Brian Elliott	1	60	1	1.00	0	1	0	0	25	.960
Jaroslav Halak	1	60	1	1.00	0	1	0	0	20	.950
Jake Allen	2	120	5	2.50	0	1	1	0	46	.891

Power play **3 - 16 (18.8%)** **Penalty Killing** **10 - 11 (90.9%)**

BLUE JACKETS VS. SAN JOSE SHARKS — RECORD: 3-0-0

San Jose	Sharks	Jackets	Attendance	Goaltenders	W. Goal
Apr. 21, 2013	3	4	17,562	Sergei Bobrovsky / Antti Niemi	Ryan Johansen

Columbus	Sharks	Jackets	Attendance	Goaltenders	W. Goal
Feb. 11, 2013	2	6	10,837	Steve Mason / Thomas Greiss	Cody Goloubef
Apr. 9, 2013	0	4	17,771	Sergei Bobrovsky / Antti Niemi	Matthew Calvert

BLUE JACKETS HEAD TO HEAD STATS

Player	GP	G	A	P	+/-	PIM	PP	SH	GW	EN	S	%
Mark Letestu	3	3	2	5	3	0	1	0	0	0	7	42.9
Vinny Prospal	3	2	2	4	3	0	1	0	0	0	6	33.3
Brandon Dubinsky	2	1	2	3	1	0	0	0	0	0	4	25.0
Matthew Calvert	2	1	2	3	3	4	0	0	1	0	6	16.7
Jack Johnson	3	0	3	3	-1	2	0	0	0	0	8	0.0
Ryan Johansen	2	2	0	2	2	0	0	0	1	0	5	40.0
James Wisniewski	3	2	0	2	3	0	1	0	0	0	10	20.0
Marian Gaborik	2	1	1	2	2	2	0	0	0	0	3	33.3
Fedor Tyutin	3	0	2	2	6	0	0	0	0	0	2	0.0
R.J. Umberger	3	0	2	2	0	0	0	0	0	0	9	0.0
Derek MacKenzie	3	0	2	2	2	2	0	0	0	0	3	0.0
Artem Anisimov	2	0	2	2	2	0	0	0	0	0	3	0.0
Nick Foligno	3	0	2	2	4	2	0	0	0	0	2	0.0
Cody Goloubef	1	1	0	1	1	0	0	0	1	0	2	50.0
Nikita Nikitin	2	1	0	1	4	0	0	0	0	0	3	33.3
Cameron Atkinson	2	0	1	1	1	0	0	0	0	0	2	0.0
Adrian Aucoin	2	0	1	1	2	2	0	0	0	0	2	0.0
Derick Brassard	1	0	1	1	-1	0	0	0	0	0	0	0.0
Blake Comeau	2	0	0	0	0	0	0	0	0	0	0	0.0
Tim Erixon	2	0	0	0	1	2	0	0	0	0	5	0.0
Dalton Prout	2	0	0	0	0	0	0	0	0	0	1	0.0
Colton Gillies	3	0	0	0	2	0	0	0	0	0	3	0.0
Derek Dorsett	1	0	0	0	0	5	0	0	0	0	1	0.0
Jared Boll	2	0	0	0	0	5	0	0	0	0	1	0.0

Goaltender	GP	Min	GA	GAA	SO	W	L	OT	SA	SV%
Sergei Bobrovsky	2	119	3	1.50	1	2	0	0	65	.954
Steve Mason	1	59	2	2.00	0	1	0	0	27	.926

Power play 3 - 8 (37.5%) **Penalty Killing** 4 - 6 (66.7%)

SHARKS HEAD TO HEAD STATS

Player	GP	G	A	P	+/-	PIM	PP	SH	GW	EN	S	%
Joe Pavelski	3	2	0	2	-5	0	2	0	0	0	6	33.3
Matthew Irwin	2	0	2	2	-2	4	0	0	0	0	3	0.0
Martin Havlat	3	1	0	1	0	0	0	0	0	0	3	33.3
Andrew Desjardins	2	1	0	1	0	0	0	0	0	0	5	20.0
Patrick Marleau	3	1	0	1	-1	0	0	0	0	0	11	9.1
Ryane Clowe	1	0	1	1	-1	0	0	0	0	0	1	0.0
Douglas Murray	1	0	1	1	1	0	0	0	0	0	1	0.0
Scott Gomez	2	0	1	1	-2	2	0	0	0	0	3	0.0
Dan Boyle	3	0	1	1	-3	2	0	0	0	0	5	0.0
Joe Thornton	3	0	1	1	-3	0	0	0	0	0	5	0.0
Logan Couture	3	0	1	1	0	0	0	0	0	0	8	0.0
Justin Braun	3	0	1	1	-4	0	0	0	0	0	4	0.0
Scott Hannan	1	0	0	0	-2	0	0	0	0	0	2	0.0
Jason Demers	1	0	0	0	-1	0	0	0	0	0	2	0.0
Brad Stuart	3	0	0	0	-1	2	0	0	0	0	2	0.0
T.J. Galiardi	2	0	0	0	-3	2	0	0	0	0	4	0.0
Raffi Torres	2	0	0	0	-3	0	0	0	0	0	6	0.0
Tommy Wingels	3	0	0	0	-2	0	0	0	0	0	4	0.0
Michal Handzus	1	0	0	0	0	0	0	0	0	0	0	0.0
James Sheppard	2	0	0	0	-1	2	0	0	0	0	4	0.0
Marc-Edouard Vlasic	3	0	0	0	-2	0	0	0	0	0	6	0.0
Matt Pelech	1	0	0	0	0	5	0	0	0	0	0	0.0
Brent Burns	3	0	0	0	-5	2	0	0	0	0	5	0.0
Adam Burish	3	0	0	0	0	7	0	0	0	0	2	0.0

Goaltender	GP	Min	GA	GAA	SO	W	L	OT	SA	SV%
Thomas Greiss	2	72	6	4.95	1	0	1	0	40	.850
Antti Niemi	2	105	8	4.57	0	0	2	0	48	.833

Power play 2 - 6 (33.3%) **Penalty Killing** 5 - 8 (62.5%)

BLUE JACKETS VS. VANCOUVER CANUCKS — RECORD: 1-0-2

Vancouver	Canucks	Jackets	Attendance	Goaltenders	W. Goal
Mar. 26, 2013	1 SO	0	18,910	Cory Schneider / Sergei Bobrovsky	Maxim Lapierre

Columbus	Canucks	Jackets	Attendance	Goaltenders	W. Goal
Mar. 7, 2013	1	2 OT	13,632	Sergei Bobrovsky / Cory Schneider	Matthew Calvert
Mar. 12, 2013	2 SO	1	14,852	Roberto Luongo / Sergei Bobrovsky	Mason Raymond

BLUE JACKETS HEAD TO HEAD STATS

Player	GP	G	A	P	+/-	PIM	PP	SH	GW	EN	S	%
R.J. Umberger	3	1	0	1	1	2	0	0	0	0	4	25.0
Matthew Calvert	3	1	0	1	-1	0	0	0	1	0	6	16.7
Mark Letestu	3	1	0	1	1	0	0	0	0	0	8	12.5
Ryan Johansen	3	0	1	1	-1	2	0	0	0	0	5	0.0
Fedor Tyutin	3	0	1	1	1	2	0	0	0	0	0	0.0
Vinny Prospal	3	0	1	1	1	0	0	0	0	0	6	0.0
Derick Brassard	3	0	1	1	1	2	0	0	0	0	7	0.0
Nick Foligno	3	0	1	1	1	0	0	0	0	0	6	0.0
Jack Johnson	3	0	1	1	0	0	0	0	0	0	3	0.0
Nikita Nikitin	3	0	0	0	0	0	0	0	0	0	5	0.0
Brandon Dubinsky	1	0	0	0	0	0	0	0	0	0	2	0.0
John Moore	1	0	0	0	0	0	0	0	0	0	0	0.0
Tim Erixon	2	0	0	0	0	0	0	0	0	0	1	0.0
Derek MacKenzie	2	0	0	0	0	0	0	0	0	0	0	0.0
Dalton Prout	3	0	0	0	2	2	0	0	0	0	2	0.0
Cameron Atkinson	3	0	0	0	-1	0	0	0	0	0	6	0.0
Adrian Aucoin	3	0	0	0	-1	0	0	0	0	0	4	0.0
Colton Gillies	2	0	0	0	0	0	0	0	0	0	2	0.0
Artem Anisimov	2	0	0	0	0	0	0	0	0	0	2	0.0
Derek Dorsett	1	0	0	0	0	0	0	0	0	0	1	0.0
Nicholas Drazenovic	1	0	0	0	0	0	0	0	0	0	0	0.0
Jared Boll	3	0	0	0	0	0	0	0	0	0	1	0.0

Goaltender	GP	Min	GA	GAA	SO	W	L	OT	SA	SV%
Sergei Bobrovsky	3	194	2	.62	1	1	0	2	107	.981

Power play 0 - 7 (0%) **Penalty Killing** 6 - 6 (100%)

CANUCKS HEAD TO HEAD STATS

Player	GP	G	A	P	+/-	PIM	PP	SH	GW	EN	S	%
Henrik Sedin	3	1	0	1	0	2	0	0	0	0	5	20.0
Jason Garrison	3	1	0	1	2	0	0	0	0	0	7	14.3
Dan Hamhuis	3	0	1	1	1	0	0	0	0	0	5	0.0
Daniel Sedin	3	0	1	1	0	0	0	0	0	0	9	0.0
Jannik Hansen	3	0	1	1	0	0	0	0	0	0	10	0.0
Cam Barker	2	0	1	1	1	0	0	0	0	0	5	0.0
Maxim Lapierre	3	0	0	0	0	2	0	0	0	0	4	0.0
Alexandre Burrows	3	0	0	0	1	0	0	0	0	0	9	0.0
Andrew Gordon	1	0	0	0	0	0	0	0	0	0	2	0.0
Christopher Higgins	3	0	0	0	-1	0	0	0	0	0	2	0.0
Keith Ballard	1	0	0	0	0	2	0	0	0	0	1	0.0
Andrew Alberts	3	0	0	0	-1	2	0	0	0	0	2	0.0
Kevin Bieksa	1	0	0	0	0	2	0	0	0	0	2	0.0
Andrew Ebbett	2	0	0	0	0	0	0	0	0	0	3	0.0
Christopher Tanev	3	0	0	0	-3	0	0	0	0	0	4	0.0
Zack Kassian	2	0	0	0	-1	2	0	0	0	0	2	0.0
Jordan Schroeder	2	0	0	0	0	0	0	0	0	0	2	0.0
Dale Weise	2	0	0	0	0	0	0	0	0	0	1	0.0
Tommy Sestito	3	0	0	0	0	0	0	0	0	0	2	0.0
Mason Raymond	3	0	0	0	0	0	0	0	0	0	10	0.0
Alexander Edler	3	0	0	0	-2	0	0	0	0	0	12	0.0
David Booth	2	0	0	0	-1	2	0	0	0	0	8	0.0

Goaltender	GP	Min	GA	GAA	SO	W	L	OT	SA	SV%
Cory Schneider	2	129	2	.93	1	1	0	1	44	.955
Roberto Luongo	1	65	1	.92	0	1	0	0	27	.963

Power play 0 - 6 (0%) **Penalty Killing** 7 - 7 (100%)

2012-13 COLUMBUS BLUE JACKETS ROSTER

NO	FORWARDS	HT	WT	DOB	BIRTHPLACE	SHOOTS	'12-13	LGE	GP	G	A	PTS	+/-	PIM
42	Anisimov, Artem	6-4	200	5-24-88	Yaroslavl, Russia	L	COLUMBUS	NHL	35	11	7	18	-6	12
13	Atkinson, Cam	5-7	173	6-5-89	Riverside, Connecticut	R	COLUMBUS	NHL	35	9	9	18	+9	4
							Springfield	AHL	33	17	21	38	+7	14
40	Boll, Jared	6-2	219	5-13-86	Charlotte, North Carolina	R	COLUMBUS	NHL	43	2	4	6	+1	100
11	Calvert, Matt	5-10	187	12-24-89	Brandon, Manitoba	L	COLUMBUS	NHL	42	9	7	16	-9	32
							Springfield	AHL	34	10	11	21	+11	39
14	Comeau, Blake	6-0	195	2-18-86	Meadow Lake, Saskatchewan	R	COLUMBUS	NHL	9	2	3	5	+5	6
							Calgary	NHL	33	4	3	7	-9	14
17	Dubinsky, Brandon	6-1	210	4-29-86	Anchorage, Alaska	L	COLUMBUS	NHL	29	2	18	20	+2	76
71	Foligno, Nick	6-0	210	10-31-87	Buffalo, New York	L	COLUMBUS	NHL	45	6	13	19	+6	28
10	Gaborik, Marian	6-1	204	2-14-82	Trencin, Slovakia	L	COLUMBUS	NHL	12	3	5	8	+5	6
							NY Rangers	NHL	35	9	10	19	-8	8
9	Gillies, Colton	6-4	208	2-12-89	White Rock, British Columbia	L	COLUMBUS	NHL	27	1	1	2	+1	17
19	Johansen, Ryan	6-3	215	7-31-92	Port Moody, British Columbia	R	COLUMBUS	NHL	40	5	7	12	-7	12
							Springfield	AHL	40	17	16	33	+11	20
55	Letestu, Mark	5-11	195	2-4-85	Elk Point, Alberta	R	COLUMBUS	NHL	46	13	14	27	+7	10
24	MacKenzie, Derek	5-11	180	6-11-81	Sudbury, Ontario	L	COLUMBUS	NHL	66	7	7	14	4	40
22	Prospal, Vinny	6-2	191	2-17-75	Ceske Budejovice, Czech Republic	L	COLUMBUS	NHL	82	16	39	55	-11	36
18	Umberger, R.J.	6-2	220	5-3-82	Pittsburgh, Pennsylvania	L	COLUMBUS	NHL	77	20	20	40	-10	27

NO	DEFENSE	HT	WT	DOB	BIRTHPLACE	SHOOTS	'12-13 CLUB	LGE	GP	G	A	PTS	+/-	PIM
33	Aucoin, Adrian	6-2	215	7-3-73	Ottawa, Ontario	R	COLUMBUS	NHL	36	0	4	4	-8	16
20	Erixon, Tim	6-2	190	2-24-91	Port Chester, New York	L	COLUMBUS	NHL	31	0	5	5	+4	14
							Springfield	AHL	40	4	24	29	+9	38
7	Johnson, Jack	6-1	231	1-13-87	Indianapolis, Indiana	L	COLUMBUS	NHL	44	5	14	19	-5	19
6	Nikitin, Nikita	6-3	217	6-16-86	Omsk, Russia	L	COLUMBUS	NHL	38	3	6	9	+2	17
47	Prout, Dalton	6-3	219	3-13-90	LaSalle, Quebec	R	COLUMBUS	NHL	28	1	6	7	+15	25
							Springfield	AHL	40	1	8	9	+4	73
51	Tyutin, Fedor	6-2	216	7-19-83	Izhevsk, Russia	L	COLUMBUS	NHL	48	4	18	22	+9	28
21	Wisniewski, James	6-0	208	2-21-84	Canton, Michigan	R	COLUMBUS	NHL	30	5	9	14	-1	15

	GOALTENDERS	HT	WT	DOB	BIRTHPLACE	CATCHES	'12-13 CLUB	LGE	GP	MIN	W-L-OT	GAA	SV%
72	Bobrovsky, Sergei	6-2	190	9-20-88	Novokuznetsk, Russia	L	COLUMBUS	NHL	38	2,219	21-11-6	2.00	.932
49	Leighton, Michael	6-3	186	5-19-81	Petrolia, Ontario	L	COLUMBUS	NHL	…	…	…	…	…
							Philadelphia	NHL	1	59	0-1-0	5.08	.808
							Adirondack	AHL	2	119	1-1-0	2.02	.933

NUMERICAL ROSTER

6 Nikita Nikitin, D
7 Jack Johnson, D
9 Colton Gillies, D
10 Marian Gaborik, D
11 Matt Calvert, LW
13 Cam Atkinson, RW
14 Blake Comeau, LW
17 Brandon Dubinsky, C
18 R.J. Umbereger, LW
19 Ryan Johansen, C
20 Tim Erixon, D
21 James Wisniewski, D
22 Vinny Prospal, LW
24 Derek MacKenzie, C
33 Adrian Aucoin, D
40 Jared Boll, RW
42 Artem Anisimov, C
47 Dalton Prout, D
49 Michael Leighton, G
51 Fedor Tyutin, D
55 Mark Letestu, C
71 Nick Foligno, LW
72 Sergei Bobrovsky, G

HOW THE JACKETS WERE BUILT

Waivers (1) Gillies
Free Agency (3) Aucoin, MacKenzie, Prospal
Draft (5) Atkinson, Boll, Calvert, Johansen, Prout
Trade (14) Anisimov, Bobrovsky, Comeau, Dubinsky, Erixon, Foligno, Gaborik, Johnson, Leighton, Letestu, Nikitin, Tyutin, Umberger, Wisniewski* (*rights acquired via trade, signed prior to becoming unrestricted free agent)

2012-13 COLUMBUS BLUE JACKETS ROSTER FACTS & FIGURES

BLUE JACKETS NHL CAREER STATISTICS*

PLAYER	YRS	GP	G	A	PTS	+/-	PIM
Artem Anisimov, C	5	279	57	69	126	7	98
Cam Atkinson, RW	2	62	16	16	32	10	18
Adrian Aucoin, D	17	1,108	121	278	399	46	793
Jared Boll, RW	6	388	24	28	52	-27	963
Matt Calvert, LW	3	97	20	19	39	-11	60
Blake Comeau, LW	6	361	67	81	148	-50	187
Brandon Dubinsky, C	6	422	83	150	233	26	533
Tim Erixon, D	2	49	0	7	7	2	22
Nick Foligno, LW	6	396	67	100	167	-15	327
Marian Gaborik, RW	12	769	336	338	674	89	404
Colton Gillies, RW	4	154	6	12	18	-12	72
Ryan Johansen, C	2	107	14	19	33	-9	36
Jack Johnson, D	6	408	39	118	157	-90	283
Mark Letestu, C	4	182	39	41	80	0	33
Derek MacKenzie, C	8	193	19	26	45	18	92
Nikita Nikitin, D	3	140	11	39	50	-7	45
Vinny Prospal, LW	16	1,108	255	510	765	-57	581
Dalton Prout, D	2	33	1	6	7	16	25
Fedor Tyutin, D	9	606	46	161	207	-36	398
R.J. Umberger, LW	8	599	151	181	332	-53	252
James Wisniewski, D	8	407	38	151	189	-9	354

GOALTENDER	YRS	GP	REC	SO	GAA	SV%
Sergei Bobrovsky	3	121	63-34-16	4	2.49	.917
Michael Leighton	8	105	35-41-9	4	2.97	.901

***roster as of April 27, 2013**

BLUE JACKETS ROSTER QUICK FACTS*

Overall Avg.	**Height:**	6-1
	Weight:	202
	Age:	27.7
Forward Avg.	**Height:**	6-1
	Weight:	200
	Age:	27.4
Defense Avg.	**Height:**	6-2
	Weight:	214
	Age:	28.1
Goaltender Avg.	**Age:**	28.3
	Height:	6-2 ½
	Weight:	188
Tallest Player:	**6-4**	A. Anisimov, C. Gillies
Shortest Player:	**5-7**	Cam Atkinson
Heaviest Player:	**231 pounds**	Jack Johnson
Lightest Player:	**172 pounds**	Cam Atkinson
Oldest Player:	**39 yrs., 9 mos.**	Adrian Aucoin
Youngest Player:	**20 yrs., 9 mos.**	Ryan Johansen
Birthplace:	**Canada**	9
	United States	8
	Russia	4
	Slovakia	1
	Czech Republic	1

OPENING GAME NUMERICAL ROSTER

Jan. 19, 2013 at Nashville Predators

No.	Player	Position
1	Steve Mason	Goaltender
4	John Moore	Defense
6	Nikita Nikitin	Defense
7	Jack Johnson	Defense
9	Colton Gillies	Right Wing
10	Mark Letestu	Center
11	Matt Calvert	Left Wing
13	Cam Atkinson	Right Wing
15	Derek Dorsett	Right Wing
16	Derick Brassard	Center
17	Brandon Dubinsky	Center
18	R.J. Umberger	Left Wing
19	Ryan Johansen	Center
21	James Wisniewski	Defense
22	Vinny Prospal	Left Wing
24	Derek MacKenzie	Center
33	Adrian Aucoin	Defense
40	Jared Boll	Right Wing
42	Artem Anisimov	Center
51	Fedor Tyutin	Defense
58	David Savard	Defense
71	Nick Foligno	Left Wing
72	Sergei Bobrovsky	Goaltender

CLOSING GAME NUMERICAL ROSTER

Apr. 27, 2013 vs. Nashville Predators

No.	Player	Position
6	Nikita Nikitin	Defense
7	Jack Johnson	Defense
9	Colton Gillies	Right Wing
10	Marian Gaborik	Right Wing
11	Matt Calvert	Left Wing
13	Cam Atkinson	Right Wing
14	Blake Comeau	Left Wing
17	Brandon Dubinsky	Center
18	R.J. Umberger	Left Wing
19	Ryan Johansen	Center
20	Tim Erixon	Defense
21	James Wisniewski	Defense
22	Vinny Prospal	Left Wing
24	Derek MacKenzie	Center
33	Adrian Aucoin	Defense
40	Jared Boll	Right Wing
42	Artem Anisimov	Center
47	Dalton Prout	Defense
49	Michael Leighton	Goaltender
51	Fedor Tyutin	Defense
55	Mark Letestu	Center
71	Nick Foligno	Left Wing
72	Sergei Bobrovsky	Goaltender

42 / ARTEM ANISIMOV, CENTER (ahr-TEHM a-NEE-see-mawv)

HEIGHT: 6-4 WEIGHT: 200
SHOOTS: LEFT
BORN: MAY 24, 1988 (YAROSLAVL, RUSSIA)

2012-13 STATISTICS

GP	G	A	PTS	+/-	PIM	PP	SH	GW	Shots	SPct.	TOI	Hits	GvA	TkA	BkShots
35	11	7	18	-6	12	1	0	3	68	16.2	16:24	13	5	17	24

2012-13 Season

- Recorded back-to-back multi-point games on Mar. 28 at Edmonton (1-2-3) and Mar. 29 at Calgary (0-2-2)
- Converted on three consecutive shootout attempts (Mar. 5, Mar. 14 & Mar. 16), all in the opening round
- Set a career high with 22:41 TOI on Feb. 5 vs. Los Angeles
- Matched career high with two goals on Feb. 2 vs. Detroit
- Scored a goal in his Blue Jackets debut on Jan. 19 at Nashville
- **Games lost to injury:** 13… **Multi-point (goal) games:** 3 (1)… **Most Points:** 3 – Mar. 28 at Edmonton… **Most Goals:** 2 – Feb. 2 vs. Detroit… **Most Assists:** 2 (2x) – March 29 at Calgary, most recent… **Most PIM:** 2 (6x) – Apr. 7 vs. Minnesota , most recent… **Most Shots:** 5(3x) – March 3 vs. Colorado, most recent… **TOI:** 22:41 – Feb. 5 vs. Los Angeles

Career Highlights

- Played the 200th game of his NHL career Dec. 30, 2011 at Florida
- Had his streak of playing 194-straight games come to an end when he missed the Dec. 17, 2011 game at Phoenix due to illness
- Was whistled for a career high 16 penalty minutes Dec. 8, 2011 vs. Tampa Bay
- Set career-highs in goals, assists, points, power play goals (3) and shots (190) in 2010-11
- Ranked third (tied) on the team in assists and was one of four Rangers to play in all 82 games in 2010-11
- The Rangers posted a record of 14-2-1 when he tallied a goal and were 24-6-2 when he registered a point in 2010-11
- Notched two goals, including the first overtime goal of his NHL career Nov. 11, 2010 vs. Buffalo
- Scored a goal and played the 100th game of his NHL career Nov. 14, 2010 vs. Edmonton
- Ranked ninth among NHL rookies in goals and 10th in points in 2009-10
- Was one of four NHL rookies and four Rangers to appear in all 82 games in 2009-10
- Spent the majority of the 2008-09 season with Hartford, but made his NHL debut Feb. 3, 2009 vs. Atlanta
- Ranked fourth in the AHL in goals and fifth in points and led Hartford in both categories in 2008-09
- Made his Stanley Cup Playoffs debut in Game 7 of the Eastern Conference Quarterfinal Apr. 28, 2009 at Washington
- Was selected to play in the AHL All-Star Game and had 1-2-3 for Planet USA in 2008-09
- Spent three seasons (2004-07) playing with Yaroslavl's various teams in Russia
- Represented Russia at the 2010 World Championships, 2008 World Junior Championships, 2007 World Junior Championships (silver medal) and 2006 World Under-18 Junior Championships
- **Drafted:** NY Rangers' second pick, 54th overall, in the 2006 NHL Draft
- **Acquired**: From NY Rangers with Brandon Dubinsky, Tim Erixon, first round pick in the 2013 Draft for Rick Nash, Steven Delisle and a conditional third round pick in the 2013 Draft on July 23, 2012

CAREER STATISTICS

			REGULAR SEASON							PLAYOFFS				
Year	**Team**	**League**	**GP**	**TOI**	**G**	**A**	**PTS**	**+/-**	**PIM**	**GP**	**G**	**A**	**PTS**	**PIM**
2004-05	Lokomotiv	Russia-3	24	n/a	3	5	8	n/a	10	…	…	…	…	…
2005-06	Lokomotiv	Russia	10	n/a	0	1	1	n/a	4	…	…	…	…	…
	Lokomotiv	Russia-3	32	n/a	15	12	27	n/a	28	…	…	…	…	…
2006-07	Lokomotiv	Russia-3	2	n/a	2	0	2	n/a	0	…	…	…	…	…
	Lokomotiv	Russia	39	n/a	2	8	10	n/a	26	7	3	2	5	4
2007-08	Hartford	AHL	74	n/a	16	27	43	16	30	5	1	0	1	2
2008-09	NY Rangers	NHL	1	9:27	0	0	0	0	0	1	0	0	0	0
	Hartford	AHL	80	n/a	37	44	81	12	50	6	2	0	2	0
2009-10	NY Rangers	NHL	82	12:54	12	16	28	-2	32	…	…	…	…	…
2010-11	NY Rangers	NHL	82	16:12	18	26	44	3	20	5	1	0	1	0
2011-12	NY Rangers	NHL	79	15:24	16	20	36	12	34	20	3	7	10	4
2012-13	Lokomotiv	KHL	36	n/a	12	17	29	16	22	…	…	…	…	…
	Columbus	NHL	35	16:24	11	7	18	-6	12	…	…	…	…	…
CBJ Totals			**35**	**16:24**	**11**	**7**	**18**	**-6**	**12**	**…**	**…**	**…**	**…**	**…**
NHL Totals			**279**	**15:01**	**57**	**69**	**126**	**7**	**98**	**26**	**4**	**7**	**11**	**4**
AHL Totals			**154**	**…**	**53**	**71**	**124**	**28**	**80**	**11**	**3**	**0**	**3**	**2**
Russia Totals			**85**	**…**	**14**	**26**	**40**	**…**	**52**	**7**	**3**	**2**	**5**	**4**
Russia-3 Totals			**58**	**…**	**20**	**17**	**37**	**…**	**38**	**…**	**…**	**…**	**…**	**…**

42 / ARTEM ANISIMOV, C — GAME-BY-GAME STATISTICS

Date	OPP	G	A	P	+/-	PIM	S	S%	MN	MJ	MS	GMS	MP	PS	PP	SH	GW	TOI
19 Jan '13	NSH	1	0	1	0	0	1	100	0	0	0	0	0	0	0	0	N	17:34
21 Jan '13	DET	0	0	0	-2	2	1	0	1	0	0	0	0	0	0	0	N	16:26
23 Jan '13	PHX	0	0	0	0	0	1	0	0	0	0	0	0	0	0	0	N	16:53
24 Jan '13	COL	0	0	0	-1	0	3	0	0	0	0	0	0	0	0	0	N	17:16
26 Jan '13	CHI	1	0	1	0	2	3	33	1	0	0	0	0	0	0	0	N	18:01
28 Jan '13	DAL	0	1	1	1	2	0	-	1	0	0	0	0	0	0	0	N	19:26
29 Jan '13	MIN	0	0	0	-1	0	1	0	0	0	0	0	0	0	0	0	N	14:54
31 Jan '13	STL	0	0	0	0	2	2	0	1	0	0	0	0	0	0	0	N	16:49
02 Feb '13	DET	2	0	2	2	0	5	40	0	0	0	0	0	0	0	0	Y	17:41
05 Feb '13	LAK	0	0	0	-1	0	2	0	0	0	0	0	0	0	0	0	N	22:41
07 Feb '13	CGY	0	0	0	-2	0	3	0	0	0	0	0	0	0	0	0	N	21:29
10 Feb '13	EDM	0	0	0	-1	0	5	0	0	0	0	0	0	0	0	0	N	17:19
11 Feb '13	SJS	0	1	1	1	0	3	0	0	0	0	0	0	0	0	0	N	17:26
15 Feb '13	LAK	0	0	0	0	0	0	-	0	0	0	0	0	0	0	0	N	6:38
16 Feb '13	PHX									INJURED								
18 Feb '13	ANA									INJURED								
21 Feb '13	DET	0	0	0	-2	0	3	0	0	0	0	0	0	0	0	0	N	6:20
23 Feb '13	STL									INJURED								
24 Feb '13	CHI									INJURED								
26 Feb '13	DAL									INJURED								
01 Mar '13	CHI	1	0	1	0	0	4	25	0	0	0	0	0	0	0	0	N	16:42
03 Mar '13	COL	1	0	1	0	0	5	20	0	0	0	0	0	0	1	0	Y	17:02
05 Mar '13	EDM	0	0	0	0	0	1	0	0	0	0	0	0	0	0	0	N	18:08
07 Mar '13	VAN	0	0	0	0	0	2	0	0	0	0	0	0	0	0	0	N	19:25
09 Mar '13	DET									INJURED								
10 Mar '13	DET									INJURED								
12 Mar '13	VAN									INJURED								
14 Mar '13	CHI	0	0	0	0	0	1	0	0	0	0	0	0	0	0	0	N	17:00
16 Mar '13	PHX	0	0	0	0	0	3	0	0	0	0	0	0	0	0	0	N	17:23
19 Mar '13	NSH	0	0	0	-2	0	1	0	0	0	0	0	0	0	0	0	N	13:24
22 Mar '13	CGY	1	0	1	0	0	3	33	0	0	0	0	0	0	0	0	N	13:41
23 Mar '13	NSH	1	0	1	0	0	2	50	0	0	0	0	0	0	0	0	N	15:21
26 Mar '13	VAN	0	0	0	0	0	0	-	0	0	0	0	0	0	0	0	N	19:33
28 Mar '13	EDM	1	2	3	2	2	2	50	1	0	0	0	0	0	0	0	N	18:19
29 Mar '13	CGY	0	2	2	1	0	1	0	0	0	0	0	0	0	0	0	N	18:27
31 Mar '13	ANA	0	0	0	0	0	2	0	0	0	0	0	0	0	0	0	N	20:45
04 Apr '13	NSH	0	0	0	-1	0	1	0	0	0	0	0	0	0	0	0	N	16:42
05 Apr '13	STL	1	0	1	0	0	2	50	0	0	0	0	0	0	0	0	N	18:33
07 Apr '13	MIN	0	0	0	-1	2	2	0	1	0	0	0	0	0	0	0	N	19:13
09 Apr '13	SJS	0	1	1	1	0	0	-	0	0	0	0	0	0	0	0	N	15:46
12 Apr '13	STL	1	0	1	0	0	3	33	0	0	0	0	0	0	0	0	Y	17:31
13 Apr '13	MIN	0	0	0	0	0	0	-	0	0	0	0	0	0	0	0	N	0:17
15 Apr '13	COL									INJURED								
17 Apr '13	ANA									INJURED								
18 Apr '13	LAK									INJURED								
21 Apr '13	SJS									INJURED								
25 Apr '13	DAL									INJURED								
27 Apr '13	NSH	0	0	0	0	0	0	-	0	0	0	0	0	0	0	0	N	14:13
Totals:		**11**	**7**	**18**	**-6**	**12**	**68**	**16**	**6**	**0**	**0**	**0**	**0**	**0/0**	**1**	**0**	**3**	**574:18**

13 / CAM ATKINSON, RIGHT WING (KAM AT-kihn-suhn)

HEIGHT: 5-7
WEIGHT: 173
SHOOTS: Right
BORN: JUNE 5, 1989 (RIVERSIDE, CONNECTICUT)

2012-13 STATISTICS

GP	G	A	PTS	+/-	PIM	PP	SH	GW	Shots	SPct.	TOI	Hits	GvA	TkA	BkShots
35	9	9	18	9	4	1	0	1	91	9.9	15:35	24	6	19	16

2012-13 Season

- Recorded back-to-back multi-point games to end the season for the second consecutive year (2-0-2 on Apr. 25 at Dallas, 1-1-2 on Apr. 27 vs. Nashville)
- Named First Star of the Game after scoring a goal and assisting on Artem Anisimov's GWG on Apr. 12 vs. St. Louis
- Fired a career-high nine shots on goal and matched career high with three points (2-1-3) on Mar. 28 at Edmonton
- Scored first career game-winning goal on Mar. 9 vs. Detroit
- Logged a career-high 18:29 on Mar. 7 vs. Vancouver
- Recorded 17-21-38 in 33 games with the Springfield Falcons (AHL)
- **Games lost to injury:** 13… **Multi-point (goal) games:** 4 (2)… **Most Points:** 3 – March 28 at Edmonton… **Most Goals:** 2 (2x) – Apr. 25 at Dallas, most recent… **Most Assists:** 1 (9x) – Apr. 27 vs. Nashville, most recent… **Most PIM:** 2 (2x)– Apr. 5 at St. Louis, most recent … **Most Shots:** 9 – March 28 at Edmonton… **TOI:** 18:29 – March 7 vs. Vancouver

Career Highlights

- Became the third rookie in franchise history to record a hat trick with three goals on Apr. 5, 2012 at Colorado (Semyon Varlamov-2, empty net- 1)
- Tallied the first multi-point game of his NHL career with 0-2-2 Mar. 31, 2012 at St. Louis
- Scored the game-deciding shootout goal Mar. 18, 2012 at Calgary, the first shootout attempt of his NHL career
- Finished the 2011-12 season ranked fourth in the AHL in power play goals (13) and 11th in goals (29) and led the Falcons in goals, power play goals and shorthanded goals (2-tied), while ranking third in points (44)
- Was selected to play in the 2012 AHL All-Star Classic (had an assist playing for the Eastern Conference)
- Represented the United States at the 2012 World Championships
- Made his professional debut at the end of the 2010-11 season, tallying 3-2-5 in five games with Springfield (AHL)
- Scored a goal in his first professional game Apr. 1, 2011 vs. Bridgeport
- Played three seasons at Boston College from 2008-11
- Led Hockey East in goals and points and was second in the nation in goals in 2010-11
- Was a finalist for the Hobey Baker Award, named Hockey East First-Team All-Star and Hockey East Tournament MVP in 2010-11
- Led the nation in goals, ranked third (tied) in points and was sixth (tied) in power play goals (11), while helping Boston College win the NCAA Championship (scored two goals in the championship game) in 2009-10
- Was named the NCAA Northeast Regional Most Outstanding Player and selected for the NCAA All-Tournament Team in 2009-10
- His first collegiate goal was the game-winning goal Oct. 10, 2008 vs. Wisconsin during his freshman season
- **Drafted:** Columbus' eighth pick, 157th overall, in the 2008 NHL Draft

CAREER STATISTICS

			REGULAR SEASON							PLAYOFFS				
Year	**Team**	**League**	**GP**	**TOI**	**G**	**A**	**PTS**	**+/-**	**PIM**	**GP**	**G**	**A**	**PTS**	**PIM**
2005-06	Avon Old Farms	USHS	25	n/a	15	20	35	n/a	16	…	…	…	…	…
2006-07	Avon Old Farms	USHS	27	n/a	28	24	52	n/a	12	…	…	…	…	…
2007-08	Avon Old Farms	USHS	28	n/a	26	37	63	n/a	10	…	…	…	…	…
2008-09	Boston College	HEA	36	n/a	7	12	19	-5	28	…	…	…	…	…
2009-10	Boston College	HEA	42	n/a	30	23	53	26	30	…	…	…	…	…
2010-11	Boston College	HEA	39	n/a	31	21	52	21	28	…	…	…	…	…
	Springfield	AHL	5	n/a	3	2	5	2	0	…	…	…	…	…
2011-12	Columbus	NHL	27	15:23	7	7	14	1	14	…	…	…	…	…
	Springfield	AHL	51	n/a	29	15	44	5	31	…	…	…	…	…
2012-13	Springfield	AHL	33	n/a	17	21	38	7	14	…	…	…	…	…
	Columbus	NHL	35	15:35	9	9	18	9	4	…	…	…	…	…
CBJ/NHL Totals			**62**	**15:30**	**16**	**16**	**32**	**10**	**18**	**…**	**…**	**…**	**…**	**…**
AHL Totals			**89**	**…**	**49**	**38**	**87**	**14**	**45**	**…**	**…**	**…**	**…**	**…**
NCAA Totals			**117**	**…**	**68**	**56**	**124**	**42**	**86**	**…**	**…**	**…**	**…**	**…**
USHS Totals			**80**	**…**	**69**	**81**	**150**	**…**	**38**	**…**	**…**	**…**	**…**	**…**

13 / CAM ATKINSON, RW — GAME-BY-GAME STATISTICS

Date	OPP	G	A	P	+/-	PIM	S	S%	MN	MJ	MS	GMS	MP	PS	PP	SH	GW	TOI
19 Jan '13	NSH	0	0	0	0	0	4	0	0	0	0	0	0	0	0	0	N	17:54
21 Jan '13	DET	1	0	1	1	0	5	20	0	0	0	0	0	0	0	0	N	15:09
23 Jan '13	PHX	0	0	0	-1	0	1	0	0	0	0	0	0	0	0	0	N	13:24
24 Jan '13	COL									INJURED								
26 Jan '13	CHI									INJURED								
28 Jan '13	DAL									INJURED								
29 Jan '13	MIN									INJURED								
31 Jan '13	STL									INJURED								
02 Feb '13	DET									INJURED								
05 Feb '13	LAK									INJURED								
07 Feb '13	CGY									INJURED								
10 Feb '13	EDM									INJURED								
11 Feb '13	SJS									INJURED								
15 Feb '13	LAK									INJURED								
16 Feb '13	PHX									INJURED								
18 Feb '13	ANA									INJURED								
21 Feb '13	DET	0	1	1	0	0	2	0	0	0	0	0	0	0	0	0	N	18:21
23 Feb '13	STL	0	0	0	0	0	3	0	0	0	0	0	0	0	0	0	N	17:15
24 Feb '13	CHI	0	0	0	0	0	2	0	0	0	0	0	0	0	0	0	N	16:59
26 Feb '13	DAL	1	0	1	2	0	1	100	0	0	0	0	0	0	0	0	N	17:29
01 Mar '13	CHI	0	1	1	0	0	2	0	0	0	0	0	0	0	0	0	N	17:51
03 Mar '13	COL	0	0	0	0	0	1	0	0	0	0	0	0	0	0	0	N	16:57
05 Mar '13	EDM	0	0	0	1	0	2	0	0	0	0	0	0	0	0	0	N	17:08
07 Mar '13	VAN	0	0	0	-1	0	4	0	0	0	0	0	0	0	0	0	N	18:29
09 Mar '13	DET	1	0	1	1	0	2	50	0	0	0	0	0	0	0	0	Y	13:10
10 Mar '13	DET	0	1	1	1	0	0	-	0	0	0	0	0	0	0	0	N	16:21
12 Mar '13	VAN	0	0	0	0	0	2	0	0	0	0	0	0	0	0	0	N	15:29
14 Mar '13	CHI	0	0	0	-1	0	5	0	0	0	0	0	0	0	0	0	N	15:21
16 Mar '13	PHX	0	0	0	0	0	1	0	0	0	0	0	0	0	0	0	N	11:12
19 Mar '13	NSH	0	0	0	0	2	2	0	1	0	0	0	0	0	0	0	N	13:23
22 Mar '13	CGY	0	0	0	0	0	3	0	0	0	0	0	0	0	0	0	N	12:10
23 Mar '13	NSH	0	1	1	1	0	2	0	0	0	0	0	0	0	0	0	N	15:52
26 Mar '13	VAN	0	0	0	0	0	0	-	0	0	0	0	0	0	0	0	N	14:24
28 Mar '13	EDM	2	1	3	0	0	9	22	0	0	0	0	0	0	0	0	N	17:49
29 Mar '13	CGY	0	1	1	0	0	1	0	0	0	0	0	0	0	0	0	N	18:06
31 Mar '13	ANA	0	0	0	0	0	3	0	0	0	0	0	0	0	0	0	N	16:52
04 Apr '13	NSH	0	0	0	1	0	3	0	0	0	0	0	0	0	0	0	N	12:42
05 Apr '13	STL	0	0	0	-1	2	4	0	1	0	0	0	0	0	0	0	N	15:11
07 Apr '13	MIN	0	0	0	0	0	3	0	0	0	0	0	0	0	0	0	N	14:41
09 Apr '13	SJS	0	1	1	1	0	1	0	0	0	0	0	0	0	0	0	N	15:36
12 Apr '13	STL	1	1	2	1	0	1	100	0	0	0	0	0	0	0	0	N	12:26
13 Apr '13	MIN	0	0	0	0	0	3	0	0	0	0	0	0	0	0	0	N	16:08
15 Apr '13	COL	0	0	0	-1	0	1	0	0	0	0	0	0	0	0	0	N	14:30
17 Apr '13	ANA	0	0	0	1	0	2	0	0	0	0	0	0	0	0	0	N	13:41
18 Apr '13	LAK	0	0	0	0	0	2	0	0	0	0	0	0	0	0	0	N	17:16
21 Apr '13	SJS	0	0	0	0	0	1	0	0	0	0	0	0	0	0	0	N	15:51
25 Apr '13	DAL	2	0	2	1	0	7	29	0	0	0	0	0	0	1	0	N	14:05
27 Apr '13	NSH	1	1	2	2	0	6	17	0	0	0	0	0	0	0	0	N	16:19
Totals:		**9**	**9**	**18**	**9**	**4**	**91**	**10**	**2**	**0**	**0**	**0**	**0**	**0/0**	**1**	**0**	**1**	**545:31**

33 / ADRIAN AUCOIN, DEFENSE (AY-dree-uhn oh-KOIN)

HEIGHT: 6-2 WEIGHT: 215
SHOOTS: RIGHT
BORN: JULY 3, 1973 (OTTAWA, ONTARIO)

2012-13 STATISTICS

GP	G	A	PTS	+/-	PIM	PP	SH	GW	Shots	SPct.	TOI	Hits	GvA	TkA	BkShots
36	0	4	4	-8	16	0	0	0	26	0.0	16:20	43	8	4	13

2012-13 Season

- Tallied points in back-to-back games on Apr. 9 vs. San Jose (0-1-1) and Apr. 12 vs. St. Louis (0-1-1)
- Skated in 1,100th career NHL game on Apr. 5 at St. Louis
- Tallied first point as a Blue Jacket (assist, goal by Derek MacKenzie) on Feb. 16 at Phoenix
- Made Blue Jackets debut on Jan. 19 at Nashville
- **Games lost to injury:** 11… **Multi-point (goal) games:** 0 (0)… **Most Points:** 1 (4x) - Apr. 12 vs. St. Louis, most recent… **Most Goals:** 0 (0) … **Most Assists:** 1 (4x) - Apr. 12 vs. St. Louis, most recent … **Most PIM:** 4 – March 9 vs. Detroit… **Most Shots:** 2 (6x) – Apr. 21 at San Jose, most recent… **TOI:** 24:39 - March 1 vs. Chicago

Career Highlights

- Ranked second (tied) on the Coyotes in playoff plus/minus rating (+4) and helped the club reach the 2012 Western Conference Final
- Led Phoenix in plus/minus rating and was second in time on ice in 2010-11
- Played the 1,000th game of his NHL career Mar. 20, 2011 vs. Chicago with the Coyotes
- Went 6-for-9 in shootouts and led the NHL with six shootout-deciding goals in 2009-10
- Became first NHL player to score the SO-deciding goal in each of his first four career attempts Mar. 14, 2010 at Atlanta
- Served as the captain of the Chicago Blackhawks from 2005-07
- Ranked third among NHL defensemen and seventh overall in plus/minus rating and was fourth in time on ice average with the NY Islanders in 2003-04 and scored a goal in the 2004 All-Star Game
- Finished fifth in voting for the Norris Trophy (best defensive player) in 2003-04
- Tied Tampa Bay club record for assists by a defensemen in a game (4) and club mark for assists in a period (3) on Mar. 3, 2001 at NY Islanders
- Set a Vancouver Canucks record and led NHL defenseman with a career-high 23 goals in 1998-99
- His 18 power play goals in 1998-99 tied Denis Potvin's (1975-76) all-time single season NHL record for most power play goals by a defenseman
- Represented Canada at the 1994 Olympic Games in Lillehammer, Norway and played two seasons (1992-94) with the Canadian National Team
- **Drafted:** Vancouver's seventh pick, 117th overall, in the 1992 NHL Draft
- **Acquired:** Signed as a free agent on July 1, 2012

CAREER STATISTICS

			REGULAR SEASON							PLAYOFFS				
Year	**Team**	**League**	**GP**	**TOI**	**G**	**A**	**PTS**	**+/-**	**PIM**	**GP**	**G**	**A**	**PTS**	**PIM**
1991-92	Boston	HEA	32	n/a	2	10	12	n/a	60	…	…	…	…	…
1992-93	Canada	Nat-Tm	42	n/a	8	10	18	n/a	71	…	…	…	…	…
1993-94	Canada	Nat-Tm	59	n/a	5	12	17	n/a	80	…	…	…	…	…
	Canada	Olympics	4	n/a	0	0	0	n/a	0	…	…	…	…	…
	Hamilton	AHL	13	n/a	1	2	3	-6	19	4	0	2	2	6
1994-95	Syracuse	AHL	71	n/a	13	18	31	-14	52	…	…	…	…	…
	Vancouver	NHL	1	n/a	1	0	1	1	0	4	1	0	1	0
1995-96	Vancouver	NHL	49	n/a	4	14	18	8	34	6	0	0	0	2
	Syracuse	AHL	29	n/a	5	13	18	-3	47	…	…	…	…	…
1996-97	Vancouver	NHL	70	n/a	5	16	21	0	63	…	…	…	…	…
1997-98	Vancouver	NHL	35	12:32	3	3	6	-4	21	…	…	…	…	…
1998-99	Vancouver	NHL	82	23:52	23	11	34	-14	77	…	…	…	…	…
1999-00	Vancouver	NHL	57	23:05	10	14	24	7	30	…	…	…	…	…
2000-01	Vancouver	NHL	47	18:21	3	13	16	13	20	…	…	…	…	…
	Tampa Bay	NHL	26	23:33	1	11	12	-8	25	…	…	…	…	…
2001-02	NY Islanders	NHL	81	28:53	12	22	34	23	62	7	2	5	7	4
2002-03	NY Islanders	NHL	73	29:00	8	27	35	-5	70	5	1	2	3	4
2003-04	NY Islanders	NHL	81	26:37	13	31	44	29	54	5	0	0	0	6
2004-05	MoDo	Sweden	14	n/a	2	4	6	3	32	6	1	0	1	16
2005-06	Chicago	NHL	33	22:57	1	5	6	-13	38	…	…	…	…	…
2006-07	Chicago	NHL	59	20:50	4	12	16	-22	50	…	…	…	…	…
2007-08	Calgary	NHL	76	20:57	10	25	35	13	37	7	0	3	3	4
2008-09	Calgary	NHL	81	22:17	10	24	34	-8	46	6	2	1	3	2
2009-10	Phoenix	NHL	82	22:33	8	20	28	2	56	7	0	2	2	10
2010-11	Phoenix	NHL	75	21:39	3	19	22	18	52	4	0	0	0	2
2011-12	Phoenix	NHL	64	20:14	2	7	9	14	42	11	0	2	2	10
2012-13	Columbus	NHL	36	16:20	0	4	4	-8	16	…	…	…	…	…
CBJ Totals			**36**	**16:20**	**0**	**4**	**4**	**-8**	**16**	**…**	**…**	**…**	**…**	**…**
NHL Totals			**1108**	**23:12**	**121**	**278**	**399**	**46**	**793**	**62**	**6**	**15**	**21**	**44**
AHL Totals			**113**	**…**	**19**	**33**	**52**	**-23**	**118**	**4**	**0**	**2**	**2**	**6**

33 / ADRIAN AUCOIN, D — GAME-BY-GAME STATISTICS

Date	OPP	G	A	P	+/-	PIM	S	S%	MN	MJ	MS	GMS	MP	PS	PP	SH	GW	TOI
19 Jan '13	NSH	0	0	0	0	0	1	0	0	0	0	0	0	0	0	0	N	16:30
21 Jan '13	DET	0	0	0	0	0	1	0	0	0	0	0	0	0	0	0	N	11:34
23 Jan '13	PHX	0	0	0	-1	0	2	0	0	0	0	0	0	0	0	0	N	17:49
24 Jan '13	COL	0	0	0	-1	0	0	-	0	0	0	0	0	0	0	0	N	14:20
26 Jan '13	CHI	0	0	0	-3	0	0	-	0	0	0	0	0	0	0	0	N	12:34
28 Jan '13	DAL	0	0	0	0	0	2	0	0	0	0	0	0	0	0	0	N	13:23
29 Jan '13	MIN	0	0	0	0	2	1	0	1	0	0	0	0	0	0	0	N	11:31
31 Jan '13	STL									INJURED								
02 Feb '13	DET									INJURED								
05 Feb '13	LAK									INJURED								
07 Feb '13	CGY									INJURED								
10 Feb '13	EDM									INJURED								
11 Feb '13	SJS									INJURED								
15 Feb '13	LAK	0	0	0	0	0	1	0	0	0	0	0	0	0	0	0	N	18:50
16 Feb '13	PHX	0	1	1	1	0	0	-	0	0	0	0	0	0	0	0	N	13:27
18 Feb '13	ANA	0	0	0	0	0	1	0	0	0	0	0	0	0	0	0	N	19:08
21 Feb '13	DET	0	0	0	-2	0	1	0	0	0	0	0	0	0	0	0	N	18:10
23 Feb '13	STL	0	0	0	-1	0	0	-	0	0	0	0	0	0	0	0	N	19:18
24 Feb '13	CHI	0	0	0	0	0	1	0	0	0	0	0	0	0	0	0	N	17:26
26 Feb '13	DAL	0	1	1	-2	0	0	-	0	0	0	0	0	0	0	0	N	20:55
01 Mar '13	CHI	0	0	0	0	0	0	-	0	0	0	0	0	0	0	0	N	24:39
03 Mar '13	COL	0	0	0	0	2	0	-	1	0	0	0	0	0	0	0	N	19:39
05 Mar '13	EDM	0	0	0	-1	0	1	0	0	0	0	0	0	0	0	0	N	17:23
07 Mar '13	VAN	0	0	0	0	0	2	0	0	0	0	0	0	0	0	0	N	19:00
09 Mar '13	DET	0	0	0	0	4	0	-	2	0	0	0	0	0	0	0	N	14:21
10 Mar '13	DET	0	0	0	1	0	0	-	0	0	0	0	0	0	0	0	N	16:56
12 Mar '13	VAN	0	0	0	-1	0	2	0	0	0	0	0	0	0	0	0	N	16:39
14 Mar '13	CHI	0	0	0	0	0	1	0	0	0	0	0	0	0	0	0	N	14:33
16 Mar '13	PHX									INJURED								
19 Mar '13	NSH									INJURED								
22 Mar '13	CGY	0	0	0	2	0	2	0	0	0	0	0	0	0	0	0	N	18:43
23 Mar '13	NSH									DID NOT DRESS								
26 Mar '13	VAN	0	0	0	0	0	0	-	0	0	0	0	0	0	0	0	N	14:34
28 Mar '13	EDM	0	0	0	-1	0	1	0	0	0	0	0	0	0	0	0	N	14:18
29 Mar '13	CGY									INJURED								
31 Mar '13	ANA	0	0	0	-1	2	0	-	1	0	0	0	0	0	0	0	N	19:20
04 Apr '13	NSH	0	0	0	0	0	1	0	0	0	0	0	0	0	0	0	N	16:52
05 Apr '13	STL	0	0	0	-1	0	0	-	0	0	0	0	0	0	0	0	N	15:49
07 Apr '13	MIN	0	0	0	0	0	0	-	0	0	0	0	0	0	0	0	N	16:31
09 Apr '13	SJS	0	1	1	2	2	0	-	1	0	0	0	0	0	0	0	N	18:11
12 Apr '13	STL	0	1	1	2	0	0	-	0	0	0	0	0	0	0	0	N	18:07
13 Apr '13	MIN	0	0	0	0	2	0	-	1	0	0	0	0	0	0	0	N	15:18
15 Apr '13	COL	0	0	0	-1	0	1	0	0	0	0	0	0	0	0	0	N	12:55
17 Apr '13	ANA									INJURED								
18 Apr '13	LAK									INJURED								
21 Apr '13	SJS	0	0	0	0	0	2	0	0	0	0	0	0	0	0	0	N	13:09
25 Apr '13	DAL	0	0	0	0	2	1	0	1	0	0	0	0	0	0	0	N	11:43
27 Apr '13	NSH	0	0	0	0	0	1	0	0	0	0	0	0	0	0	0	N	14:25
Totals:		**0**	**4**	**4**	**-8**	**16**	**26**	**0**	**8**	**0**	**0**	**0**	**0**	**0/0**	**0**	**0**	**0**	**588:00**

72 / SERGEI BOBROVSKY, GOALTENDER (SAIR-gay bawb-RAWF-skee)

HEIGHT: 6-2 WEIGHT: 190
CATCHES: LEFT
BORN: SEPTEMBER 20, 1988 (NOVOKUZNETSK, RUSSIA)

2012-13 STATISTICS

GP	W	L	OT	SA	GA	GAA	SV	SV%	SO	G	A	PIM	MIN
38	21	11	6	1084	74	2.00	1010	.932	4	0	0	0	2219

2012-13 Season

- Set Blue Jackets single-season record for best GAA (2.00) and SV% (.932)
- Finished second in the NHL in GAA and fifth in SV% and was tied for seventh in wins (21) and sixth in shutouts (4)
- Registered 12-3-5 record, 1.64 GAA and .945 SV% in 20 appearances at Nationwide Arena
- Went 18-5-3 with a 1.60 GAA and a .946 SV% in March and April
- Named NHL's First Star of the Week for Apr. 8-14 (3-0-0, 0.97 GAA, .971 SV%)
- Named NHL's Third Star of the Month for March after going 9-2-3 (1.49 GAA, .950 SV%, 3SO) in 14 appearances
- Named NHL's Third Star of the Week for March 11-17 (1-0-2, 0.62 GAA, .982 SV%)
- Named NHL's First Star of the Week for March 4-10 (4-0-0, 0.77 GAA, .972 SV%)
- Earned 50th career NHL victory in 100th career appearance on March 10 at Detroit (21 saves, 3-2 win)
- Recorded first career NHL shutout on Mar. 9 vs. Detroit (30 saves, 3-0 win)
- Won his Blue Jackets debut, making 32 saves and going 5-for-6 in the shootout of a 3-2 victory on Jan. 19 at Nashville
- **Games lost to injury:** 0… **Most Saves:** 39 (4x) – Apr. 13 at Minnesota, most recent… **Longest Winning Streak:** 5 – Mar. 3-10… **Longest Regulation Unbeaten Streak:** 11 – Feb. 26-Mar. 23 (8-0-3)

Career Highlights

- Set career highs in saves (43) and shots against (47) in a 6-4 win for Philadelphia on Apr. 1, 2012 at Pittsburgh
- Ranked second among NHL rookies in wins and games started, while ranking fifth in save percentage and goals-against average in 2010-11
- Posted a 9-0-1 mark in 10 straight starts Oct. 26-Nov. 15, 2010
- Won six-straight games and allowed two or fewer goals in each game Nov. 11, 2010-Jan. 25, 2011
- Spent four seasons (2006-10) with Metallurg (Russia/KHL)
- Represented Russia at the 2008 IIHF World Junior Championships (Bronze) and at the 2007 Canada-Russia Super Series
- **Drafted:** Undrafted… Signed as a free agent by Philadelphia on May 6, 2010
- **Acquired**: From Philadelphia in exchange for second and fourth round picks in the 2012 NHL Draft and a fourth round pick in the 2013 NHL Draft on June 22, 2012

CAREER STATISTICS

			REGULAR SEASON						PLAYOFFS					
Year	**Team**	**League**	**GP**	**W-L-OT**	**MIN**	**GA**	**SO**	**GAA**	**GP**	**W-L**	**MIN**	**GA**	**SO**	**GAA**
2006-07	Metallurg	Russia	8	n/a	280	13	0	2.78	…	…	…	…	…	…
2007-08	Metallurg	Russia	24	n/a	1153	57	1	2.97	…	…	…	…	…	…
2008-09	Metallurg	KHL	32	7-20-2	1636	69	1	2.53	…	…	…	…	…	…
2009-10	Metallurg	KHL	35	9-22-3	1964	89	1	2.72	…	…	…	…	…	…
2010-11	Philadelphia	NHL	54	28-13-8	3017	130	0	2.59	6	0-2	186	10	0	3.23
2011-12	Philadelphia	NHL	29	14-10-2	1550	78	0	3.02	1	0-0	37	5	0	8.11
2012-13	Metallurg	KHL	24	18-3-2	1419	46	4	1.94	…	…	…	…	…	…
	Columbus	NHL	38	21-11-6	2219	74	4	2.00	…	…	…	…	…	…
CBJ Totals			**38**	**21-11-6**	**2219**	**74**	**4**	**2.00**	**…**	**…**	**…**	**…**	**…**	**…**
NHL Totals			**121**	**63-34-16**	**6786**	**282**	**4**	**2.49**	**7**	**0-2**	**223**	**15**	**0**	**4.04**
KHL/Russia Totals			**123**	**34-45-7**	**6452**	**274**	**7**	**2.55**	**…**	**…**	**…**	**…**	**…**	**…**

Date	OPP	DEC	SA	GA	GAA	SV	SV%	ESA	EGA	ESV	ESV%	PSA	PGA	PSV	PSV%	SSA	SGA	SSV	SSV%	SO	G	A	PIM	TOI
19 Jan '13	NSH	W	34	2	1.85	32	.941	32	1	31	.969	2	1	1	.500	0	0	0	.000	0	0	0	0	65:00
21 Jan '13	DET	O	42	3	2.78	39	.929	29	3	26	.897	11	0	11	1.000	2	0	2	1.000	0	0	0	0	64:48
23 Jan '13	PHX										DID NOT PLAY													
24 Jan '13	COL	L	28	4	4.00	24	.857	26	4	22	.846	1	0	1	1.000	1	0	1	1.000	0	0	0	0	60:00
26 Jan '13	CHI										DID NOT PLAY													
28 Jan '13	DAL	W	25	1	1.00	24	.960	22	0	22	1.000	2	1	1	.500	1	0	1	1.000	0	0	0	0	60:00
29 Jan '13	MIN										DID NOT PLAY													
31 Jan '13	STL	L	11	3	13.65	8	.727	10	2	8	.800	1	1	0	.000	0	0	0	.000	0	0	0	0	13:11
02 Feb '13	DET										DID NOT PLAY													
05 Feb '13	LAK										DID NOT PLAY													
07 Feb '13	CGY	O	30	4	3.93	26	.867	24	3	21	.875	5	1	4	.800	1	0	1	1.000	0	0	0	0	61:05
10 Feb '13	EDM	L	13	2	2.05	11	.846	9	1	8	.889	3	0	3	1.000	1	1	0	.000	0	0	0	0	58:39
11 Feb '13	SJS										DID NOT PLAY													
15 Feb '13	LAK	L	22	2	2.04	20	.909	17	1	16	.941	5	1	4	.800	0	0	0	.000	0	0	0	0	58:41
16 Feb '13	PHX										DID NOT PLAY													
18 Feb '13	ANA	L	29	3	3.06	26	.897	23	1	22	.957	6	2	4	.667	0	0	0	.000	0	0	0	0	58:49
21 Feb '13	DET	W	30	2	2.00	28	.933	20	2	18	.900	10	0	10	1.000	0	0	0	.000	0	0	0	0	60:00
23 Feb '13	STL	L	23	2	2.03	21	.913	21	2	19	.905	2	0	2	1.000	0	0	0	.000	0	0	0	0	59:00
24 Feb '13	CHI										DID NOT PLAY													
26 Feb '13	DAL	O	39	5	4.76	34	.872	35	5	30	.857	3	0	3	1.000	1	0	1	1.000	0	0	0	0	63:03
01 Mar '13	CHI										DID NOT PLAY													
03 Mar '13	COL	W	19	1	0.96	18	.947	16	1	15	.938	1	0	1	1.000	2	0	2	1.000	0	0	0	0	62:26
05 Mar '13	EDM	W	21	0	0	21	1.000	18	0	18	1.000	3	0	3	1.000	0	0	0	.000	0	0	0	0	44:29
07 Mar '13	VAN	W	35	1	0.94	34	.971	33	1	32	.970	0	0	0	.000	2	0	2	1.000	0	0	0	0	64:03
09 Mar '13	DET	W	30	0	0	30	1.000	23	0	23	1.000	5	0	5	1.000	2	0	2	1.000	1	0	0	0	59:45
10 Mar '13	DET	W	23	2	1.85	21	.913	16	1	15	.938	6	1	5	.833	1	0	1	1.000	0	0	0	0	65:00
12 Mar '13	VAN	O	38	1	0.92	37	.974	31	1	30	.968	6	0	6	1.000	1	0	1	1.000	0	0	0	0	65:00
14 Mar '13	CHI	O	40	1	0.92	39	.975	37	1	36	.973	3	0	3	1.000	0	0	0	.000	0	0	0	0	65:00
16 Mar '13	PHX	W	39	0	0	39	1.000	34	0	34	1.000	4	0	4	1.000	1	0	1	1.000	1	0	0	0	64:13
19 Mar '13	NSH	W	35	3	3.03	32	.914	34	3	31	.912	1	0	1	1.000	0	0	0	.000	0	0	0	0	59:30
22 Mar '13	CGY	W	25	1	1.00	24	.960	22	1	21	.955	3	0	3	1.000	0	0	0	.000	0	0	0	0	60:00
23 Mar '13	NSH	L	11	4	23.41	7	.636	10	3	7	.700	1	1	0	.000	0	0	0	.000	0	0	0	0	10:15
26 Mar '13	VAN	O	34	0	0	34	1.000	27	0	27	1.000	6	0	6	1.000	1	0	1	1.000	1	0	0	0	65:00
28 Mar '13	EDM	L	24	5	5.06	19	.792	22	5	17	.773	2	0	2	1.000	0	0	0	.000	0	0	0	0	59:16
29 Mar '13	CGY										DID NOT PLAY													
31 Mar '13	ANA	W	30	1	0.94	29	.967	29	1	28	.966	1	0	1	1.000	0	0	0	.000	0	0	0	0	64:00
04 Apr '13	NSH	W	39	1	1.00	38	.974	36	1	35	.972	3	0	3	1.000	0	0	0	.000	0	0	0	0	60:00
05 Apr '13	STL	L	18	2	2.04	16	.889	14	1	13	.929	4	1	3	.750	0	0	0	.000	0	0	0	0	58:55
07 Apr '13	MIN	L	24	3	3.00	21	.875	18	1	17	.944	5	2	3	.600	1	0	1	1.000	0	0	0	0	60:00
09 Apr '13	SJS	W	30	0	0	30	1.000	26	0	26	1.000	4	0	4	1.000	0	0	0	.000	1	0	0	0	60:00
12 Apr '13	STL	W	32	1	1.00	31	.969	27	1	26	.963	5	0	5	1.000	0	0	0	.000	0	0	0	0	60:00
13 Apr '13	MIN	W	41	2	1.85	39	.951	35	1	34	.971	6	1	5	.833	0	0	0	.000	0	0	0	0	65:00
15 Apr '13	COL	W	32	3	2.80	29	.906	27	2	25	.926	4	1	3	.750	1	0	1	1.000	0	0	0	0	64:21
17 Apr '13	ANA	W	28	2	1.94	26	.929	25	1	24	.960	2	1	1	.500	1	0	1	1.000	0	0	0	0	61:49
18 Apr '13	LAK	L	23	2	2.04	21	.913	19	1	18	.947	4	1	3	.750	0	0	0	.000	0	0	0	0	58:45
21 Apr '13	SJS	W	35	3	3.00	32	.914	33	2	31	.939	2	1	1	.500	0	0	0	.000	0	0	0	0	59:58
25 Apr '13	DAL	W	32	1	1.00	31	.969	30	0	30	1.000	2	1	1	.500	0	0	0	.000	0	0	0	0	59:56
27 Apr '13	NSH	W	20	1	1.00	19	.950	20	1	19	.950	0	0	0	.000	0	0	0	.000	0	0	0	0	60:00
Totals:		**21**	**1084**	**74**	**2.00**	**1010**	**.932**	**930**	**55**	**875**	**0.941**	**134**	**18**	**116**	**.866**	**20**	**1**	**19**	**.950**	**4**	**0**	**0**	**0**	**2,219**

40 / JARED BOLL, RIGHT WING (JAIR-ehd BOWL)

HEIGHT: 6-2 WEIGHT: 219
SHOOTS: RIGHT
BORN: MAY 13, 1986 (CHARLOTTE, NORTH CAROLINA)

2012-13 STATISTICS

GP	G	A	PTS	+/-	PIM	PP	SH	GW	Shots	SPct.	TOI	Hits	GvA	TkA	BkShots
43	2	4	6	1	100	0	0	0	19	10.5	8:04	80	6	1	7

2012-13 Season

- Finished tied for fifth in the NHL in fighting majors (12) and was ninth in penalty minutes (100), leading Columbus in both categories
- Finished fourth on the Jackets in hits (80)
- Dished out a season-high five hits on Apr. 12 vs. St. Louis
- Scored one goal, logged a season-high 11:34 and fired a season-high three shots on goal on Mar. 22 at Calgary
- Recorded fourth career multi-point game on Feb. 16 at Phoenix (1-1-2)
- **Games lost to injury:** 5… **Multi-point (goal) games:** 1 (0)… **Most Points:** 2– Feb. 16 at Phoenix… **Most Goals:** 1 (2x) – Mar. 22 vs. Calgary, most recent… **Most Assists:** 1 (4x) – Apr. 15 at Colorado, most recent… **Most PIM:** 15 – Jan. 31 vs. St. Louis… **Most Shots:** 3 – Mar. 22 vs. Calgary… **TOI:** 12:55 – Nov. 10 vs. Chicago

Career Highlights

- Has finished in the Top 10 in the NHL in fighting majors in each of his six seasons in the league: 2012-13, 12 (fifth-T); 2011-12, 18 (fourth-T); 2010-11, 24 (third); 2009-10, 21 (sixth-T); 2008-09, 24 (second); 2007-08, 28 (first)
- Spent his fifth season with Columbus in 2011-12 and ranked second on the club in penalty minutes
- Played the 300th game of his NHL career Nov. 27, 2011 vs. St. Louis
- Was second on the club and ranked seventh in the NHL in penalty minutes in 2010-11
- Was unsuccessful on a penalty shot Nov. 26, 2010 vs. Detroit (Jimmy Howard)
- Led the Blue Jackets in penalty minutes (149) for the third-straight season in 2009-10 and ranked 15th in the NHL
- Had a Gordie Howe hat trick with a goal, assist and two fights Nov. 23, 2009 at NY Rangers
- Played the 200th game of his NHL career Jan. 26, 2010 vs. Nashville
- Led the team and ranked fifth in the NHL in penalty minutes in 2008-09
- Played the 100th game of his NHL career Dec. 17, 2008 vs. San Jose
- Finished second in the NHL in penalty minutes (226) during his rookie NHL season in 2007-08
- Played two seasons (2005-07) with Plymouth (OHL) after spending two seasons (2003-05) with Lincoln (USHL)
- Served as an alternate captain, was named Whalers' Labatt Blue Collar Player of the Year and the team's Overage Player of the Year along with Steve Ward in 2006-07
- Helped the Whalers win the 2006-07 OHL Championship
- Led the USHL in penalty minutes in 2003-04 and 2004-05
- **Drafted:** Columbus' fourth pick, 101st overall, in the 2005 NHL Draft.

CAREER STATISTICS

			REGULAR SEASON							PLAYOFFS				
Year	**Team**	**League**	**GP**	**TOI**	**G**	**A**	**PTS**	**+/-**	**PIM**	**GP**	**G**	**A**	**PTS**	**PIM**
2003-04	Lincoln	USHL	57	n/a	6	8	14	-12	176	…	…	…	…	…
2004-05	Lincoln	USHL	59	n/a	23	24	47	0	294	4	1	3	4	25
2005-06	Plymouth	OHL	65	n/a	19	22	41	-7	205	13	2	4	6	21
2006-07	Plymouth	OHL	66	n/a	28	27	55	23	198	20	6	4	10	66
2007-08	Columbus	NHL	75	8:00	5	5	10	-4	226	…	…	…	…	…
2008-09	Columbus	NHL	75	8:53	4	10	14	-6	180	1	0	0	0	0
2009-10	Columbus	NHL	68	7:12	4	3	7	-8	149	…	…	…	…	…
2010-11	Columbus	NHL	73	7:40	7	5	12	-2	182	…	…	…	…	…
2011-12	Columbus	NHL	54	8:07	2	1	3	-8	126	…	…	…	…	…
2012-13	Turon Toverit	Finland	5	n/a	2	1	3	1	31	…	…	…	…	…
	Columbus	NHL	43	8:05	2	4	6	1	100	**…**	**…**	**…**	**…**	**…**
CBJ/NHL Totals			**388**	**8:00**	**24**	**28**	**52**	**-27**	**963**	**…**	**…**	**…**	**…**	**…**
OHL Totals			**131**	**…**	**47**	**49**	**96**	**16**	**403**	**33**	**8**	**8**	**16**	**87**
USHL Totals			**116**	**…**	**29**	**32**	**61**	**-12**	**470**	**4**	**1**	**3**	**4**	**25**

40 / JARED BOLL, RW — GAME-BY-GAME STATISTICS

Date	OPP	G	A	P	+/-	PIM	S	S%	MN	MJ	MS	GMS	MP	PS	PP	SH	GW	TOI
19 Jan '13	NSH	0	0	0	0	5	1	0	0	1	0	0	0	0	0	0	N	7:47
21 Jan '13	DET	0	0	0	0	5	0	-	0	1	0	0	0	0	0	0	N	4:50
23 Jan '13	PHX	0	0	0	0	0	0	-	0	0	0	0	0	0	0	0	N	10:40
24 Jan '13	COL	0	0	0	0	5	0	-	0	1	0	0	0	0	0	0	N	8:32
26 Jan '13	CHI	0	0	0	0	5	0	-	0	1	0	0	0	0	0	0	N	4:28
28 Jan '13	DAL	0	0	0	0	0	0	-	0	0	0	0	0	0	0	0	N	5:50
29 Jan '13	MIN	0	1	1	0	5	0	-	0	1	0	0	0	0	0	0	N	10:03
31 Jan '13	STL	0	0	0	0	15	0	-	0	1	0	1	0	0	0	0	N	4:42
02 Feb '13	DET	0	0	0	0	4	1	0	2	0	0	0	0	0	0	0	N	7:47
05 Feb '13	LAK	0	0	0	1	0	0	-	0	0	0	0	0	0	0	0	N	7:25
07 Feb '13	CGY	0	0	0	0	2	0	-	1	0	0	0	0	0	0	0	N	7:53
10 Feb '13	EDM	0	0	0	0	10	1	0	0	0	1	0	0	0	0	0	N	5:56
11 Feb '13	SJS	0	0	0	0	5	0	-	0	1	0	0	0	0	0	0	N	11:18
15 Feb '13	LAK	0	0	0	1	4	1	0	2	0	0	0	0	0	0	0	N	9:49
16 Feb '13	PHX	1	1	2	2	0	1	100	0	0	0	0	0	0	0	0	N	8:23
18 Feb '13	ANA	0	0	0	0	0	0	-	0	0	0	0	0	0	0	0	N	7:43
21 Feb '13	DET	0	0	0	0	0	0	-	0	0	0	0	0	0	0	0	N	7:56
23 Feb '13	STL	0	0	0	0	2	1	0	1	0	0	0	0	0	0	0	N	9:11
24 Feb '13	CHI	0	0	0	-1	2	0	-	1	0	0	0	0	0	0	0	N	6:42
26 Feb '13	DAL	0	0	0	-1	0	0	-	0	0	0	0	0	0	0	0	N	10:28
01 Mar '13	CHI	0	0	0	0	0	0	-	0	0	0	0	0	0	0	0	N	8:29
03 Mar '13	COL	0	0	0	0	5	0	-	0	1	0	0	0	0	0	0	N	5:40
05 Mar '13	EDM	0	1	1	1	0	1	0	0	0	0	0	0	0	0	0	N	10:13
07 Mar '13	VAN	0	0	0	0	0	0	-	0	0	0	0	0	0	0	0	N	8:12
09 Mar '13	DET	0	0	0	0	0	0	-	0	0	0	0	0	0	0	0	N	11:00
10 Mar '13	DET	0	0	0	0	0	0	-	0	0	0	0	0	0	0	0	N	8:17
12 Mar '13	VAN	0	0	0	0	0	1	0	0	0	0	0	0	0	0	0	N	7:10
14 Mar '13	CHI	0	0	0	0	0	0	-	0	0	0	0	0	0	0	0	N	8:56
16 Mar '13	PHX	0	0	0	0	5	1	0	0	1	0	0	0	0	0	0	N	9:45
19 Mar '13	NSH	0	0	0	-2	0	1	0	0	0	0	0	0	0	0	0	N	11:30
22 Mar '13	CGY	1	0	1	1	0	3	33	0	0	0	0	0	0	0	0	N	11:34
23 Mar '13	NSH	0	0	0	-1	0	0	-	0	0	0	0	0	0	0	0	N	10:31
26 Mar '13	VAN	0	0	0	0	0	0	-	0	0	0	0	0	0	0	0	N	7:27
28 Mar '13	EDM	0	0	0	-1	5	0	-	0	1	0	0	0	0	0	0	N	8:25
29 Mar '13	CGY	0	0	0	-1	2	0	-	1	0	0	0	0	0	0	0	N	5:14
31 Mar '13	ANA									INJURED								
04 Apr '13	NSH									INJURED								
05 Apr '13	STL									INJURED								
07 Apr '13	MIN									INJURED								
09 Apr '13	SJS									INJURED								
12 Apr '13	STL	0	0	0	0	2	1	0	1	0	0	0	0	0	0	0	N	9:01
13 Apr '13	MIN	0	0	0	0	5	0	-	0	1	0	0	0	0	0	0	N	6:21
15 Apr '13	COL	0	1	1	0	0	1	0	0	0	0	0	0	0	0	0	N	9:22
17 Apr '13	ANA	0	0	0	1	2	0	-	1	0	0	0	0	0	0	0	N	6:56
18 Apr '13	LAK	0	0	0	1	0	1	0	0	0	0	0	0	0	0	0	N	8:32
21 Apr '13	SJS	0	0	0	0	0	1	0	0	0	0	0	0	0	0	0	N	4:28
25 Apr '13	DAL	0	0	0	0	5	0	-	0	1	0	0	0	0	0	0	N	4:55
27 Apr '13	NSH	0	0	0	0	0	2	0	0	0	0	0	0	0	0	0	N	8:12
Totals:		**2**	**4**	**6**	**1**	**100**	**19**	**11**	**10**	**12**	**1**	**1**	**0**	**0/0**	**0**	**0**	**0**	**347:33**

11 / MATT CALVERT, LEFT WING (MAT CAL-vuhrt)

HEIGHT: 5-10 WEIGHT: 187
SHOOTS: LEFT
BORN: DECEMBER 24, 1989 (BRANDON, MANITOBA)

2012-13 STATISTICS

GP	G	A	PTS	+/-	PIM	PP	SH	GW	Shots	SPct.	TOI	Hits	GvA	TkA	BkShots
42	9	7	16	-9	32	0	1	2	63	14.3	14:10	57	6	17	24

2012-13 Season

- Finished second on Columbus in shooting pct. (14.3) and tied for fifth in goals (9)
- Matched career high in games played (42) and set career high in shots on goal (63)
- Scored first career shootout marker (also the game-deciding goal) on Mar. 10 at Detroit
- Scored first career overtime goal on Mar. 7 vs. Vancouver
- Scored first career short-ganded goal on Feb. 23 at St. Louis
- **Games lost to injury:** 6… **Multi-point (goal) games:** 3 (0)… **Most Points:** 2 (3x) – Apr. 4 at Nashville, most recent… **Most Goals:** 1 (9x) – Apr. 17 at Anaheim, most recent… **Most Assists:** 2 – Feb. 11 vs. San Jose… **Most PIM:** 15 – Mar. 5 vs. Edmonton… **Most Shots:** 6 – Feb. 16 at Phoenix… **TOI:** 20:35 – Mar. 7 vs. Vancouver

Career Highlights

- Began his second pro season with Columbus before playing the last 56 games with Springfield (AHL) in 2011-12
- Played his first professional season with Columbus and Springfield in 2010-11
- Ranked third on the Blue Jackets in plus/minus rating (tied) and fifth (tied) in power play goals (3) in 2010-11
- Became the first player to score at least 11 goals in his first 25 NHL games since Evgeni Malkin scored 15 goals in his first 25 in the fall of 2006
- Became the second Blue Jackets rookie to register a hat trick with three goals (and added an assist), including the first game-winning goal of his NHL career, Feb. 25, 2011 vs. Phoenix (Ilya Bryzgalov)
- Was named the NHL's Third Star of the Week for the week ending Feb. 27, 2011 (5-1-6, 3 GP)
- Was unsuccessful on the first penalty shot attempt of his NHL career Mar. 4 at Calgary (Miikka Kiprusoff)
- Played three seasons (2007-10) with Brandon (WHL)
- Led the WHL in shorthanded goals (9), ranked second in game-winning goals (10), third (tied) in goals and fourth (tied) in points in 2009-10
- Was named WHL Player of the Month for March 2010
- Tallied three shorthanded goals for his third hat trick of the season Apr. 20, 2010 vs. Calgary
- Led the Wheat Kings in playoff goals and ranked second in points and was named to the Memorial Cup All-Star Team in 2009-10
- Led Brandon in power play goals (12) and was second in plus/minus rating (+10) in 2008-09
- Led the club in playoff goals, while ranking second in plus/minus rating (+11) and third in points and penalty minutes (tied) in 2008-09
- Led the Wheat Kings in plus/minus rating, while ranking second in goals, assists and points in 2007-08
- Led the team and ranked seventh (tied) in the WHL in shorthanded goals (3), while ranking fourth among WHL rookies in points
- **Drafted:** Columbus' fifth pick, 127th overall, in the 2008 NHL Draft

CAREER STATISTICS

			REGULAR SEASON							PLAYOFFS				
Year	**Team**	**League**	**GP**	**TOI**	**G**	**A**	**PTS**	**+/-**	**PIM**	**GP**	**G**	**A**	**PTS**	**PIM**
2007-08	Brandon	WHL	72	n/a	24	40	64	26	53	6	1	2	3	2
2008-09	Brandon	WHL	58	n/a	28	39	67	10	58	12	9	8	17	22
2009-10	Brandon	WHL	68	n/a	47	52	99	47	70	15	9	7	16	15
2010-11	Columbus	NHL	42	11:05	11	9	20	3	12	…	…	…	…	…
	Springfield	AHL	38	n/a	13	12	25	-3	12	…	…	…	…	…
2011-12	Columbus	NHL	13	9:07	0	3	3	-5	16	…	…	…	…	…
	Springfield	AHL	56	n/a	17	19	36	-2	52	…	…	…	…	…
2012-13	Springfield	AHL	34	n/a	10	11	21	11	39	…	…	…	…	…
	Columbus	NHL	42	14:10	9	7	16	-9	32	…	…	…	…	…
CBJ/NHL Totals			**97**	**12:09**	**20**	**19**	**39**	**-11**	**60**	**…**	**…**	**…**	**…**	**…**
AHL Totals			**128**	**…**	**40**	**42**	**82**	**6**	**103**	**…**	**…**	**…**	**…**	**…**
WHL Totals			**198**	**…**	**99**	**131**	**230**	**83**	**181**	**33**	**19**	**17**	**36**	**39**

11 / MATT CALVERT, LW — GAME-BY-GAME STATISTICS

Date	OPP	G	A	P	+/-	PIM	S	S%	MN	MJ	MS	GMS	MP	PS	PP	SH	GW	TOI
19 Jan '13	NSH	0	0	0	0	0	0	-	0	0	0	0	0	0	0	0	N	11:00
21 Jan '13	DET	0	0	0	-1	2	3	0	1	0	0	0	0	0	0	0	N	9:48
23 Jan '13	PHX	0	0	0	-1	0	1	0	0	0	0	0	0	0	0	0	N	10:44
24 Jan '13	COL	0	0	0	-3	0	1	0	0	0	0	0	0	0	0	0	N	11:46
26 Jan '13	CHI	0	0	0	-1	0	1	0	0	0	0	0	0	0	0	0	N	13:42
28 Jan '13	DAL	0	0	0	0	0	2	0	0	0	0	0	0	0	0	0	N	11:30
29 Jan '13	MIN									INJURED								
31 Jan '13	STL									INJURED								
02 Feb '13	DET									INJURED								
05 Feb '13	LAK	0	0	0	-2	0	0	-	0	0	0	0	0	0	0	0	N	10:13
07 Feb '13	CGY	1	0	1	2	0	2	50	0	0	0	0	0	0	0	0	N	12:49
10 Feb '13	EDM	0	0	0	-1	0	1	0	0	0	0	0	0	0	0	0	N	11:46
11 Feb '13	SJS	0	2	2	2	2	1	0	1	0	0	0	0	0	0	0	N	13:42
15 Feb '13	LAK	0	0	0	0	0	0	-	0	0	0	0	0	0	0	0	N	13:15
16 Feb '13	PHX	1	0	1	1	0	6	17	0	0	0	0	0	0	0	0	N	14:18
18 Feb '13	ANA	0	0	0	0	0	5	0	0	0	0	0	0	0	0	0	N	16:34
21 Feb '13	DET	0	0	0	-2	0	0	-	0	0	0	0	0	0	0	0	N	13:22
23 Feb '13	STL	1	0	1	0	0	1	100	0	0	0	0	0	0	0	1	N	13:58
24 Feb '13	CHI	0	0	0	0	2	1	0	1	0	0	0	0	0	0	0	N	17:39
26 Feb '13	DAL	0	0	0	-4	0	0	-	0	0	0	0	0	0	0	0	N	14:05
01 Mar '13	CHI	0	0	0	-1	0	0	-	0	0	0	0	0	0	0	0	N	15:47
03 Mar '13	COL	0	0	0	0	0	1	0	0	0	0	0	0	0	0	0	N	15:17
05 Mar '13	EDM	0	0	0	0	15	1	0	0	1	0	1	0	0	0	0	N	3:56
07 Mar '13	VAN	1	0	1	0	0	5	20	0	0	0	0	0	0	0	0	Y	20:35
09 Mar '13	DET	0	1	1	1	0	1	0	0	0	0	0	0	0	0	0	N	14:20
10 Mar '13	DET	0	0	0	-1	0	2	0	0	0	0	0	0	0	0	0	N	12:56
12 Mar '13	VAN	0	0	0	-1	0	0	-	0	0	0	0	0	0	0	0	N	16:05
14 Mar '13	CHI	0	0	0	-1	5	1	0	0	1	0	0	0	0	0	0	N	14:11
16 Mar '13	PHX	0	0	0	0	0	2	0	0	0	0	0	0	0	0	0	N	16:10
19 Mar '13	NSH	0	0	0	0	0	0	-	0	0	0	0	0	0	0	0	N	15:16
22 Mar '13	CGY	0	0	0	0	0	1	0	0	0	0	0	0	0	0	0	N	11:17
23 Mar '13	NSH	0	1	1	1	0	0	-	0	0	0	0	0	0	0	0	N	15:44
26 Mar '13	VAN	0	0	0	0	0	1	0	0	0	0	0	0	0	0	0	N	15:45
28 Mar '13	EDM	1	1	2	0	0	4	25	0	0	0	0	0	0	0	0	N	17:56
29 Mar '13	CGY	1	0	1	1	0	2	50	0	0	0	0	0	0	0	0	N	18:45
31 Mar '13	ANA	0	0	0	0	0	1	0	0	0	0	0	0	0	0	0	N	19:33
04 Apr '13	NSH	1	1	2	2	0	3	33	0	0	0	0	0	0	0	0	N	15:50
05 Apr '13	STL	0	0	0	-1	2	1	0	1	0	0	0	0	0	0	0	N	16:46
07 Apr '13	MIN	0	0	0	0	0	0	-	0	0	0	0	0	0	0	0	N	13:33
09 Apr '13	SJS	1	0	1	1	2	5	20	1	0	0	0	0	0	0	0	Y	14:43
12 Apr '13	STL	0	1	1	0	2	0	-	1	0	0	0	0	0	0	0	N	14:07
13 Apr '13	MIN	0	0	0	0	0	1	0	0	0	0	0	0	0	0	0	N	15:53
15 Apr '13	COL	0	0	0	-1	0	2	0	0	0	0	0	0	0	0	0	N	15:32
17 Apr '13	ANA	1	0	1	1	0	3	33	0	0	0	0	0	0	0	0	N	14:50
18 Apr '13	LAK	0	0	0	0	0	1	0	0	0	0	0	0	0	0	0	N	10:34
21 Apr '13	SJS									INJURED								
25 Apr '13	DAL									INJURED								
27 Apr '13	NSH									INJURED								
Totals:		**9**	**7**	**16**	**-9**	**32**	**63**	**14**	**6**	**2**	**0**	**1**	**0**	**0/0**	**0**	**1**	**2**	**595:32**

14 / BLAKE COMEAU, LEFT WING (BLAYK KOH-moh)



HEIGHT: 6-0 WEIGHT: 195
SHOOTS: RIGHT
BORN: FEBRUARY 18, 1986 (MEADOW LAKE, SASKATCHEWAN)

2012-13 STATISTICS

GP	G	A	PTS	+/-	PIM	PP	SH	GW	Shots	SPct.	TOI	Hits	GvA	TkA	BkShots
42	6	6	12	-4	20	0	1	1	48	12.5	12:09	95	10	7	12

2012-13 Season

- Recorded five points (2-3) in final six games of the season
- Scored first goal as a Blue Jacket on Apr. 15 at Colorado (opposing goalie: Jean-Sebastien Giguere)
- Acquired by Columbus from the Flames on Apr. 3 (NHL Trade Deadline)
- Led Calgary in hits (72) at the time of his trade to the Blue Jackets
- Scored seventh career GWG on Mar. 6 vs. San Jose (opposing goalie: Thomas Greiss)
- **Games lost to injury:** 0… **Multi-point (goal) games:** 0 (0)… **Most Points:** 1 (12x) – Apr. 27 vs. Nashville, most recent… **Most Goals:** 1 (6X) – Apr. 17 at Anaheim, most recent… **Most Assists:** 1 (6x) – Apr. 27 vs. Nashville, most recent… **Most PIM:** 4 – Mar. 27 vs. Colorado… **Most Shots:** 5 (2x) – Mar. 29 vs. Columbus, most recent… **TOI:** 17:55 – Mar. 29 vs. Columbus

Career Highlights

- Skated in 300th career NHL game on Feb. 18, 2012 at Los Angeles
- Set career highs in goals (24), assists (22), points (46), shots (182) and games played (77) with NY Islanders in 2010-11
- Appeared in 200th career NHL game on Dec. 23, 2010 at New Jersey
- Recorded first career NHL hat trick on Mar. 2, 2010 vs. Chicago
- Played in 100th career NHL game on Mar. 21, 2009 at Ottawa
- Set Bridgeport Sound Tigers team record (since matched) for most points in a single game (2-3-5) in his second career regular season AHL appearance on Oct. 13, 2006 at Hartford
- Tallied 0-4-4 in AHL regular season debut on Oct. 8, 2006 at Binghamton
- Won two Western Hockey League (2003 & 2005) championships and one Memorial Cup title (2004) with Kelowna
- Named a WHL First Team All-Star in 2005-06
- Won Gold with Team Canada at 2006 IIHF World Junior Championships (6GP-3G-4A-7P at tournament) and 2004 IIHF U18 Junior World Cup
- **Drafted:** NY Islanders' second pick, 47th overall, at the 2004 NHL Draft
- **Acquired:** From Calgary in exchange for a fifth round pick in the 2013 NHL Draft on April 3, 2013

CAREER STATISTICS

			REGULAR SEASON							PLAYOFFS				
Year	**Team**	**League**	**GP**	**TOI**	**G**	**A**	**PTS**	**PIM**	**+-**	**GP**	**G**	**A**	**PTS**	**PIM**
2001-02	Kelowna	WHL	3	n/a	0	0	0	4	0	…	…	…	…	…
2002-03	Kelowna	WHL	54	n/a	5	18	23	77	11	19	2	1	3	20
2003-04	Kelowna	WHL	71	n/a	10	23	33	123	13	17	4	2	6	23
2004-05	Kelowna	WHL	65	n/a	24	23	47	108	10	24	6	12	18	34
2005-06	Kelowna	WHL	60	n/a	21	53	74	85	15	12	4	9	13	22
	Bridgeport	AHL	…	…	…	…	…	…	…	7	0	3	3	0
2006-07	Bridgeport	AHL	61	n/a	12	31	43	46	-8	…	…	…	…	…
	NY Islanders	NHL	3	9:25	0	0	0	0	0	…	…	…	…	…
2007-08	Bridgeport	AHL	31	n/a	4	15	19	30	-9	…	…	…	…	…
	NY Islanders	NHL	51	11:40	8	7	15	22	1	…	…	…	…	…
2008-09	NY Islanders	NHL	53	16:17	7	18	25	32	-17	…	…	…	…	…
	Bridgeport	AHL	19	n/a	4	15	19	22	4	2	0	0	0	0
2009-10	NY Islanders	NHL	61	15:25	17	18	35	40	-2	…	…	…	…	…
2010-11	NY Islanders	NHL	77	18:41	24	22	46	43	-17	…	…	…	…	…
2011-12	NY Islanders	NHL	16	13:04	0	0	0	6	-11	…	…	…	…	…
	Calgary	NHL	58	16:06	5	10	15	24	0	…	…	…	…	…
2012-13	Calgary	NHL	33	12:17	4	3	7	14	-9	…	…	…	…	…
	Columbus	NHL	9	11:41	2	3	5	6	5	…	…	…	…	…
CBJ Totals			**9**	**11:41**	**2**	**3**	**5**	**6**	**5**	**…**	**…**	**…**	**…**	**…**
NHL Totals			**361**	**15:17**	**67**	**81**	**148**	**187**	**-50**	…	…	…	…	…
AHL Totals			**111**	**n/a**	**20**	**61**	**81**	**98**	**-13**	**9**	**0**	**3**	**3**	**0**
WHL Totals			**253**	**n/a**	**60**	**117**	**177**	**397**	**49**	**72**	**16**	**24**	**40**	**99**

14 / BLAKE COMEAU, LW — GAME-BY-GAME STATISTICS

Date	OPP	G	A	P	+/-	PIM	S	S%	MN	MJ	MS	GMS	MP	PS	PP	SH	GW	TOI
*20 Jan '13	SJS	0	0	0	0	0	0	-	0	0	0	0	0	0	0	0	N	6:18
*21 Jan '13	ANA	0	0	0	-2	0	1	0	0	0	0	0	0	0	0	0	N	8:12
*23 Jan '13	VAN	0	0	0	0	2	1	0	1	0	0	0	0	0	0	0	N	14:33
*26 Jan '13	EDM	0	0	0	0	2	0	-	1	0	0	0	0	0	0	0	N	6:22
*31 Jan '13	COL								DID NOT DRESS									
*02 Feb '13	CHI	0	0	0	0	0	2	0	0	0	0	0	0	0	0	0	N	5:42
*05 Feb '13	DET	0	0	0	0	0	0	-	0	0	0	0	0	0	0	0	N	8:32
*07 Feb '13	CBJ	0	0	0	-1	0	1	0	0	0	0	0	0	0	0	0	N	12:50
*09 Feb '13	VAN	0	1	1	-2	0	4	0	0	0	0	0	0	0	0	0	N	14:44
*11 Feb '13	MIN	0	0	0	0	0	0	-	0	0	0	0	0	0	0	0	N	8:14
*13 Feb '13	DAL	0	0	0	0	0	0	-	0	0	0	0	0	0	0	0	N	11:01
*15 Feb '13	STL	0	0	0	0	0	1	0	0	0	0	0	0	0	0	0	N	13:58
*17 Feb '13	DAL	0	1	1	1	0	0	-	0	0	0	0	0	0	0	0	N	11:04
*18 Feb '13	PHX	0	0	0	0	0	2	0	0	0	0	0	0	0	0	0	N	12:06
*20 Feb '13	LAK	0	0	0	-1	0	2	0	0	0	0	0	0	0	0	0	N	12:49
*23 Feb '13	MIN	0	0	0	0	2	2	0	1	0	0	0	0	0	0	0	N	16:38
*24 Feb '13	PHX	0	0	0	0	0	0	-	0	0	0	0	0	0	0	0	N	12:26
*26 Feb '13	MIN	0	0	0	0	0	1	0	0	0	0	0	0	0	0	0	N	8:43
*28 Feb '13	COL	0	0	0	1	0	0	-	0	0	0	0	0	0	0	0	N	8:16
*03 Mar '13	VAN	0	0	0	-1	0	1	0	0	0	0	0	0	0	0	0	N	11:06
*06 Mar '13	SJS	1	0	1	1	2	3	33	1	0	0	0	0	0	0	0	Y	13:18
*08 Mar '13	ANA	0	0	0	-2	0	2	0	0	0	0	0	0	0	0	0	N	17:01
*09 Mar '13	LAK	0	0	0	-1	0	0	-	0	0	0	0	0	0	0	0	N	14:31
*11 Mar '13	LAK	0	0	0	-1	0	5	0	0	0	0	0	0	0	0	0	N	15:12
*13 Mar '13	DET	1	0	1	1	0	2	50	0	0	0	0	0	0	0	0	N	14:57
*15 Mar '13	NSH	1	0	1	1	0	2	50	0	0	0	0	0	0	0	0	N	14:41
*18 Mar '13	DAL	0	0	0	-1	0	2	0	0	0	0	0	0	0	0	0	N	16:40
*21 Mar '13	NSH	1	0	1	1	0	1	100	0	0	0	0	0	0	0	1	N	15:32
*22 Mar '13	CBJ	0	0	0	-3	0	2	0	0	0	0	0	0	0	0	0	N	16:15
*24 Mar '13	STL	0	0	0	0	0	0	-	0	0	0	0	0	0	0	0	N	7:07
*26 Mar '13	CHI	0	0	0	0	0	0	-	0	0	0	0	0	0	0	0	N	6:26
*27 Mar '13	COL	0	1	1	2	4	1	0	2	0	0	0	0	0	0	0	N	16:39
*29 Mar '13	CBJ	0	0	0	-2	0	5	0	0	0	0	0	0	0	0	0	N	17:55
*01 Apr '13	EDM	0	0	0	0	2	1	0	1	0	0	0	0	0	0	0	N	15:44
04 Apr '13	NSH								DID NOT DRESS									
05 Apr '13	STL	0	0	0	0	0	0	-	0	0	0	0	0	0	0	0	N	8:04
07 Apr '13	MIN	0	0	0	0	2	0	-	1	0	0	0	0	0	0	0	N	8:34
09 Apr '13	SJS	0	0	0	1	0	0	-	0	0	0	0	0	0	0	0	N	11:28
12 Apr '13	STL								DID NOT DRESS									
13 Apr '13	MIN								DID NOT DRESS									
15 Apr '13	COL	1	0	1	0	0	1	100	0	0	0	0	0	0	0	0	N	9:52
17 Apr '13	ANA	1	0	1	1	2	1	100	1	0	0	0	0	0	0	0	N	7:05
18 Apr '13	LAK	0	1	1	1	0	0	-	0	0	0	0	0	0	0	0	N	10:45
21 Apr '13	SJS	0	0	0	-1	0	0	-	0	0	0	0	0	0	0	0	N	15:55
25 Apr '13	DAL	0	1	1	1	2	1	0	1	0	0	0	0	0	0	0	N	15:46
27 Apr '13	NSH	0	1	1	2	0	1	0	0	0	0	0	0	0	0	0	N	17:40
Totals:		**6**	**6**	**12**	**-4**	**20**	**48**	**12**	**10**	**0**	**0**	**0**	**0**	**0/0**	**0**	**1**	**1**	**510:41**

*Played with Calgary

17 / BRANDON DUBINSKY, CENTER (BRAN-duhn doo-BIHN-skee)



HEIGHT: 6-1 WEIGHT: 210
SHOOTS: LEFT
BORN: APRIL 29, 1986 (ANCHORAGE, ALASKA)

2012-13 STATISTICS

GP	G	A	PTS	+/-	PIM	PP	SH	GW	Shots	SPct.	TOI	Hits	GvA	TkA	BkShots
29	2	18	20	2	76	1	0	0	50	4.0	18:24	64	6	13	17

2012-13 Season

- Led Columbus in points-per-game (0.69) and finished tied for the team lead in assists (18)
- Won 58.3 pct. of his face-off attempts, which was the fifth-best mark in the NHL
- Was 50 pct. or better on draws in 25 of his 29 games played
- Skated in 500th career professional game and went 16-for-18 in the face-off circle on Mar. 19 vs. Nashville
- Dished out a season-high five hits on March 12 vs. Vancouver
- Skated in 400th career NHL game on Jan. 29 at Minnesota
- Scored his first goal as a Blue Jacket on Feb. 11 vs. San Jose (opposing goalie: Thomas Greiss)
- Recorded career-high 20 penalty minutes on Feb. 5 vs. Los Angeles
- **Games lost to injury:** 19… **Multi-point (goal) games:** 4 (0)… **Most Points:** 2 (4x) – Apr. 27 vs. Nashville, most recent… **Most Goals:** 1 (2x) – Apr. 27 vs. Nashville, most recent… **Most Assists:** 2 (3x) – Apr. 25 at Dallas, most recent… **Most PIM:** 20 – Feb. 5 vs. Los Angeles… **Most Shots:** 5 – Apr. 27 vs. Nashville… **TOI:** 23:22 – Jan. 31 vs. St. Louis

Career Highlights

- Ranked second on the NY Rangers in penalty minutes, fourth in plus/minus rating and hits (207) and was fifth (tied) in takeaways (37) in 2011-12
- Notched the 200th point of his NHL career with the shorthanded, game-winning goal (also had an assist) on Jan. 6, 2012 at Pittsburgh
- Led the Rangers in goals, assists, points and multi-point games (13) in 2010-11
- Played the 300th game of his NHL career Mar. 3, 2011 vs. Minnesota
- Tallied the 100th assist of his NHL career Feb. 1, 2011 vs. Pittsburgh
- Recorded his fourth career Gordie Howe hat trick (goal-assist-fight) and was a career high +4 Dec. 12, 2010 vs. Washington
- Led the Rangers in playoff goals and points (tied) in 2010-11
- Led New York in game-winning goals (5) and shorthanded goals (2, 13th in NHL) and was second in goals and third in points in 2009-10
- Collected two assists and recorded the 100th point of his NHL career Jan. 4, 2010 vs. Boston
- Represented the United States at the 2010 World Championships, leading the team in scoring with 3-7-10
- Ranked seventh in the NHL in hits (251) and led the team in face-off percentage (53.6) in 2008-09
- Was selected to play in the NHL YoungStars Game at the 2009 All-Star Weekend
- Ranked seventh among NHL rookies in points in 2007-08
- Was named MVP of the NHL YoungStars Game at the 2008 All-Star Weekend
- Led the Portland Winterhawks in assists, points and plus/minus rating and was named WHL Second Team All-Star in 2005-06
- **Drafted:** NY Rangers' sixth pick, 60th overall, in the 2004 NHL Draft
- **Acquired:** From NY Rangers with Artem Anisimov, Tim Erixon and a first round pick in the 2013 NHL Draft in exchange for Rick Nash, Steven Delisle and a conditional third round pick in the 2013 Draft on July 23, 2012

CAREER STATISTICS

			REGULAR SEASON							PLAYOFFS				
Year	**Team**	**League**	**GP**	**TOI**	**G**	**A**	**PTS**	**+/-**	**PIM**	**GP**	**G**	**A**	**PTS**	**PIM**
2002-03	Portland	WHL	44	n/a	8	18	26	-6	35	7	2	2	4	10
2003-04	Portland	WHL	71	n/a	30	48	78	-4	137	5	0	2	2	6
2004-05	Portland	WHL	68	n/a	23	36	59	1	160	7	4	5	9	8
2005-06	Portland	WHL	51	n/a	21	46	67	12	98	12	5	10	15	2
	Hartford	AHL	…	…	…	…	…	…	…	11	5	5	10	14
2006-07	NY Rangers	NHL	6	8:09	0	0	0	0	2	…	…	…	…	…
	Hartford	AHL	71	n/a	21	22	43	8	115	7	1	3	4	12
2007-08	NY Rangers	NHL	82	14:29	14	26	40	8	79	10	4	4	8	12
2008-09	NY Rangers	NHL	82	16:38	13	28	41	-6	112	7	1	3	4	18
2009-10	NY Rangers	NHL	69	19:33	20	24	44	9	54	…	…	…	…	…
2010-11	NY Rangers	NHL	77	20:13	24	30	54	-3	100	5	2	1	3	2
2011-12	NY Rangers	NHL	77	16:16	10	24	34	16	110	9	0	2	2	14
2012-13	Alaska	ECHL	17	n/a	9	7	16	3	22	…	…	…	…	…
	Columbus	NHL	29	18:24	2	18	20	2	76	…	…	…	…	…
CBJ Totals			**29**	**18:24**	**2**	**18**	**20**	**2**	**76**	**…**	**…**	**…**	**…**	**…**
NHL Totals			**422**	**17:17**	**83**	**150**	**233**	**26**	**533**	**31**	**7**	**10**	**17**	**46**
AHL Totals			**71**	**…**	**21**	**22**	**43**	**8**	**115**	**18**	**6**	**8**	**14**	**26**
ECHL Totals			**17**	**…**	**9**	**7**	**16**	**3**	**22**	**…**	**…**	**…**	**…**	**…**
WHL Totals			**234**	**…**	**82**	**148**	**230**	**3**	**430**	**31**	**11**	**19**	**30**	**48**

17 / BRANDON DUBINSKY, C — GAME-BY-GAME STATISTICS

Date	OPP	G	A	P	+/-	PIM	S	S%	MN	MJ	MS	GMS	MP	PS	PP	SH	GW	TOI
19 Jan '13	NSH	0	0	0	0	2	1	0	1	0	0	0	0	0	0	0	N	16:55
21 Jan '13	DET	0	0	0	-2	2	0	-	1	0	0	0	0	0	0	0	N	18:55
23 Jan '13	PHX	0	0	0	-1	0	2	0	0	0	0	0	0	0	0	0	N	16:59
24 Jan '13	COL	0	0	0	0	9	1	0	2	1	0	0	0	0	0	0	N	16:44
26 Jan '13	CHI	0	1	1	1	0	2	0	0	0	0	0	0	0	0	0	N	18:58
28 Jan '13	DAL	0	0	0	0	2	2	0	1	0	0	0	0	0	0	0	N	19:36
29 Jan '13	MIN	0	1	1	-1	0	1	0	0	0	0	0	0	0	0	0	N	19:44
31 Jan '13	STL	0	1	1	-1	0	1	0	0	0	0	0	0	0	0	0	N	23:22
02 Feb '13	DET	0	1	1	0	0	2	0	0	0	0	0	0	0	0	0	N	19:49
05 Feb '13	LAK	0	0	0	1	20	1	0	0	2	0	1	0	0	0	0	N	9:16
07 Feb '13	CGY	0	0	0	-1	0	0	-	0	0	0	0	0	0	0	0	N	19:16
10 Feb '13	EDM	0	1	1	-2	2	3	0	1	0	0	0	0	0	0	0	N	21:48
11 Feb '13	SJS	1	1	2	2	0	4	25	0	0	0	0	0	0	0	0	N	19:12
15 Feb '13	LAK	0	1	1	1	2	1	0	1	0	0	0	0	0	0	0	N	22:00
16 Feb '13	PHX	0	0	0	0	0	2	0	0	0	0	0	0	0	0	0	N	11:20
18 Feb '13	ANA								INJURED									
21 Feb '13	DET								INJURED									
23 Feb '13	STL								INJURED									
24 Feb '13	CHI								INJURED									
26 Feb '13	DAL								INJURED									
01 Mar '13	CHI								INJURED									
03 Mar '13	COL								INJURED									
05 Mar '13	EDM								INJURED									
07 Mar '13	VAN								INJURED									
09 Mar '13	DET								INJURED									
10 Mar '13	DET								INJURED									
12 Mar '13	VAN	0	0	0	0	0	2	0	0	0	0	0	0	0	0	0	N	19:36
14 Mar '13	CHI	0	1	1	-1	0	4	0	0	0	0	0	0	0	0	0	N	16:35
16 Mar '13	PHX	0	0	0	0	0	1	0	0	0	0	0	0	0	0	0	N	18:20
19 Mar '13	NSH	0	0	0	0	0	2	0	0	0	0	0	0	0	0	0	N	18:13
22 Mar '13	CGY								INJURED									
23 Mar '13	NSH								INJURED									
26 Mar '13	VAN								INJURED									
28 Mar '13	EDM								INJURED									
29 Mar '13	CGY								INJURED									
31 Mar '13	ANA								INJURED									
04 Apr '13	NSH	0	2	2	2	0	2	0	0	0	0	0	0	0	0	0	N	18:08
05 Apr '13	STL	0	0	0	-2	0	1	0	0	0	0	0	0	0	0	0	N	19:12
07 Apr '13	MIN								ILL									
09 Apr '13	SJS								ILL									
12 Apr '13	STL	0	1	1	1	10	0	-	0	0	1	0	0	0	0	0	N	13:07
13 Apr '13	MIN	0	2	2	2	17	2	0	1	1	1	0	0	0	0	0	N	18:48
15 Apr '13	COL	0	0	0	0	0	3	0	0	0	0	0	0	0	0	0	N	19:10
17 Apr '13	ANA	0	1	1	1	0	2	0	0	0	0	0	0	0	0	0	N	19:35
18 Apr '13	LAK	0	0	0	0	10	1	0	0	0	0	0	1	0	0	0	N	19:33
21 Apr '13	SJS	0	1	1	-1	0	0	-	0	0	0	0	0	0	0	0	N	20:56
25 Apr '13	DAL	0	2	2	1	0	2	0	0	0	0	0	0	0	0	0	N	20:17
27 Apr '13	NSH	1	1	2	2	0	5	20	0	0	0	0	0	0	1	0	N	18:22
Totals:		**2**	**18**	**20**	**2**	**76**	**50**	**4**	**8**	**4**	**2**	**1**	**1**	**0/0**	**1**	**0**	**0**	**533:46**

20 / TIM ERIXON, DEFENSE (TIHM AIR-ihx-uhn)

HEIGHT: 6-3 WEIGHT: 190
SHOOTS: LEFT
BORN: FEBRUARY 24, 1991 (PORT CHESTER, NEW YORK)

2012-13 STATISTICS

GP	G	A	PTS	+/-	PIM	PP	SH	GW	Shots	SPct.	TOI	Hits	GvA	TkA	BkShots
31	0	5	5	4	14	0	0	0	21	0.0	15:41	20	11	0	35

2012-13 Season

- Logged career-high 24:38 on Mar. 3 vs. Colorado
- Dished out season-high three hits on Mar. 1 vs. Chicago
- Recorded first point (assist, goal by Derick Brassard) as a Blue Jacket on Feb. 5 vs. Los Angeles
- Made Columbus debut on Jan. 31 vs. St. Louis; recalled from Springfield (AHL) on Jan. 31
- Was leading all Springfield defensemen in scoring with 5-24-29 in 40 games at the time of his Jan. 30 call-up to the Jackets
- Participated at 2013 AHL All-Star Classic as a member of Team East (voted to starting lineup by fans)
- **Games lost to injury:** 5… **Multi-point (goal) games:** 0 (0)… **Most Points:** 1 (5x) – Mar. 23 at Nashville, most recent… **Most Goals:** 0… **Most Assists:** 1 (5x) – Mar. 23 at Nashville, most recent… **Most PIM:** 4 (2x) – Feb. 16 at Nashville, most recent… **Most Shots:** 4 – Mar. 3 vs. Colorado… **TOI:** 24:38 – March 3 vs. Colorado

Career Highlights

- Made his North American debut in 2011-12 and split the campaign between the NY Rangers and Connecticut (AHL)
- Made his NHL debut Oct. 7, 2011 vs. Los Angeles and played 18 games with the Rangers
- Registered the first point/assist of his NHL career Mar. 23, 2012 vs. Buffalo and notched his second the next night at Toronto
- Spent six seasons (2005-11) with Skelleftea playing at various levels in Sweden
- Played three full seasons in the Swedish Elite League and had career highs in points (24) and games played (48) in 2010-11
- Led club defensemen and ranked 12th among league defensemen in goals in 2009-10
- Represented Sweden at the 2008 (silver medal), 2009 (silver medal) and 2010 (bronze medal) World Junior Championships and the 2010 World Championships (bronze medal)
- **Drafted:** Calgary's first pick, 23rd overall, in the 2009 NHL Draft
- **Acquired:** From NY Rangers with Brandon Dubinsky, Artem Anisimov and a first round pick in the 2013 NHL Draft in exchange for Rick Nash, Steven Delisle and a conditional third round pick in the 2013 NHL Draft on July 23, 2012

CAREER STATISTICS

			REGULAR SEASON							PLAYOFFS				
Year	**Team**	**League**	**GP**	**TOI**	**G**	**A**	**PTS**	**+/-**	**PIM**	**GP**	**G**	**A**	**PTS**	**PIM**
2005-06	Skelleftea	Sweden U-18	9	n/a	0	2	2	n/a	4	…	…	…	…	…
2006-07	Skelleftea	Sweden U-18	8	n/a	2	2	4	n/a	20	…	…	…	…	…
	Skelleftea	Sweden-Jr.	8	n/a	0	2	2	n/a	2	2	0	0	0	4
2007-08	Skelleftea	Sweden U-18	4	n/a	0	1	1	n/a	10	…	…	…	…	
	Skelleftea	Sweden-Jr.	28	n/a	3	11	14	n/a	78	1	0	1	1	4
	Skelleftea	Sweden	2	n/a	0	0	0	n/a	0	…	…	…	…	…
2008-09	Skelleftea	Sweden U-18	1	n/a	0	2	2	n/a	10	5	1	5	6	14
	Skelleftea	Sweden-Jr.	9	n/a	2	12	14	n/a	10	5	1	2	3	4
	Malmo	Sweden-2	3	n/a	0	2	2	n/a	0	…	…	…	…	…
	Skelleftea	Sweden	45	n/a	2	5	7	n/a	12	9	0	0	0	4
2009-10	Skelleftea	Sweden	45	n/a	7	6	13	n/a	44	12	1	0	1	8
2010-11	Skelleftea	Sweden	48	n/a	5	19	24	n/a	40	18	3	5	8	12
2011-12	NY Rangers	NHL	18	12:59	0	2	2	-2	8	…	…	…	…	…
	Connecticut	AHL	52	n/a	3	30	33	5	42	9	0	4	4	8
2012-13	Springfield	AHL	40	n/a	5	24	29	9	38	…	…	…	…	…
	Columbus	NHL	31	15:41	0	5	5	4	14	…	…	…	…	…
CBJ Totals			**31**	**15:41**	**0**	**5**	**5**	**4**	**14**	**…**	**…**	**…**	**…**	**…**
NHL Totals			**49**	**14:42**	**0**	**7**	**7**	**2**	**22**	**…**	**…**	**…**	**…**	**…**
AHL Totals			**92**	**…**	**8**	**54**	**62**	**14**	**96**	**9**	**0**	**4**	**4**	**8**
Sweden Totals			**140**	**…**	**14**	**30**	**44**	**…**	**96**	**39**	**4**	**5**	**9**	**24**

20 / TIM ERIXON, D — GAME-BY-GAME STATISTICS

Date	OPP	G	A	P	+/-	PIM	S	S%	MN	MJ	MS	GMS	MP	PS	PP	SH	GW	TOI
31 Jan '13	STL	0	0	0	-1	4	0	-	2	0	0	0	0	0	0	0	N	18:10
02 Feb '13	DET	0	0	0	0	0	0	-	0	0	0	0	0	0	0	0	N	12:19
05 Feb '13	LAK	0	1	1	0	0	0	-	0	0	0	0	0	0	0	0	N	16:04
07 Feb '13	CGY	0	1	1	2	0	0	-	0	0	0	0	0	0	0	0	N	10:11
10 Feb '13	EDM	0	0	0	0	0	0	-	0	0	0	0	0	0	0	0	N	8:22
11 Feb '13	SJS	0	0	0	1	2	3	0	1	0	0	0	0	0	0	0	N	15:19
15 Feb '13	LAK	0	0	0	0	0	0	-	0	0	0	0	0	0	0	0	N	13:30
16 Feb '13	PHX	0	0	0	2	4	2	0	2	0	0	0	0	0	0	0	N	14:32
18 Feb '13	ANA								DID NOT DRESS									
21 Feb '13	DET	0	0	0	1	0	1	0	0	0	0	0	0	0	0	0	N	12:05
23 Feb '13	STL	0	0	0	-1	0	0	-	0	0	0	0	0	0	0	0	N	16:29
24 Feb '13	CHI	0	0	0	0	0	1	0	0	0	0	0	0	0	0	0	N	18:50
26 Feb '13	DAL	0	0	0	-1	0	0	-	0	0	0	0	0	0	0	0	N	21:27
01 Mar '13	CHI	0	0	0	1	0	0	-	0	0	0	0	0	0	0	0	N	25:13
03 Mar '13	COL	0	1	1	-1	0	4	0	0	0	0	0	0	0	0	0	N	24:38
05 Mar '13	EDM	0	1	1	0	0	1	0	0	0	0	0	0	0	0	0	N	19:58
07 Mar '13	VAN	0	0	0	0	0	0	-	0	0	0	0	0	0	0	0	N	20:29
09 Mar '13	DET	0	0	0	0	0	1	0	0	0	0	0	0	0	0	0	N	16:21
10 Mar '13	DET	0	0	0	1	2	1	0	1	0	0	0	0	0	0	0	N	13:44
12 Mar '13	VAN	0	0	0	0	0	1	0	0	0	0	0	0	0	0	0	N	16:03
14 Mar '13	CHI	0	0	0	0	0	1	0	0	0	0	0	0	0	0	0	N	20:02
16 Mar '13	PHX	0	0	0	0	2	1	0	1	0	0	0	0	0	0	0	N	21:20
19 Mar '13	NSH	0	0	0	0	0	0	-	0	0	0	0	0	0	0	0	N	17:40
22 Mar '13	CGY	0	0	0	1	0	1	0	0	0	0	0	0	0	0	0	N	17:46
23 Mar '13	NSH	0	1	1	-1	0	0	-	0	0	0	0	0	0	0	0	N	16:06
26 Mar '13	VAN								DID NOT DRESS									
28 Mar '13	EDM	0	0	0	0	0	1	0	0	0	0	0	0	0	0	0	N	7:30
29 Mar '13	CGY	0	0	0	-1	0	0	-	0	0	0	0	0	0	0	0	N	4:58
31 Mar '13	ANA									INJURED								
04 Apr '13	NSH									INJURED								
05 Apr '13	STL									INJURED								
07 Apr '13	MIN									INJURED								
09 Apr '13	SJS									INJURED								
12 Apr '13	STL								DID NOT DRESS									
13 Apr '13	MIN								DID NOT DRESS									
15 Apr '13	COL								DID NOT DRESS									
17 Apr '13	ANA	0	0	0	1	0	0	-	0	0	0	0	0	0	0	0		13:02
18 Apr '13	LAK	0	0	0	0	0	0	-	0	0	0	0	0	0	0	0		13:05
21 Apr '13	SJS	0	0	0	0	0	2	0	0	0	0	0	0	0	0	0		13:05
25 Apr '13	DAL	0	0	0	0	0	0	-	0	0	0	0	0	0	0	0		14:05
27 Apr '13	NSH	0	0	0	0	0	0	-	0	0	0	0	0	0	0	0		14:12
Totals:		**0**	**5**	**5**	**4**	**14**	**21**	**0**	**7**	**0**	**0**	**0**	**0**	**0/0**	**0**	**0**	**0**	**486:35**

71 / NICK FOLIGNO, LEFT WING (NIHK foh-LEE-noh)



HEIGHT: 6-0 WEIGHT: 210
SHOOTS: LEFT
BORN: OCTOBER 31, 1987 (BUFFALO, NEW YORK)

2012-13 STATISTICS

GP	G	A	PTS	+/-	PIM	PP	SH	GW	Shots	SPct.	TOI	Hits	GvA	TkA	BkShots
45	6	13	19	6	28	1	0	2	69	8.7	16:31	99	8	17	33

2012-13 Season

- Recorded his 100th career NHL assist (goal by Fedor Tyutin, 2:19 into overtime) on Apr. 17 at Anaheim
- Scored 12th career game-winning goal in the final minute of overtime on Apr. 15 at Colorado
- Set a Blue Jackets team record for fastest two goals by a single player (0:51) on Mar. 22 vs. Calgary
- Skated in his 200th consecutive NHL game on Mar. 5 vs. Edmonton
- Tallied 1-6-7 in a seven-game span from Feb. 26 – Mar. 10
- Recorded 300th career NHL penalty minute on Jan. 21 vs. Detroit
- Scored the first goal of Columbus' season in his Blue Jackets debut on Jan. 19 at Nashville
- **Games lost to injury:** 3… **Multi-point (goal) games:** 4 (1)… **Most Points:** 2 (4x) – Apr. 15 at Colorado, most recent… **Most Goals:** 2 – Mar. 22 vs. Calgary… **Most Assists:** 2 (2x) – Feb. 26 vs. Dallas, most recent… **Most PIM:** 5 (2x) – Mar. 1 at Chicago, most recent… **Most Shots:** 6 – Jan. 24 at Colorado… **TOI:** 20:58 – Feb. 15 at Los Angeles

Career Highlights

- Set a career high with three assists on Mar. 24, 2012 vs. Pittsburgh
- Played the 300th game of his NHL career Dec. 13, 2011 at Buffalo
- Collected 4-3-7 during a career long six-game point streak Nov. 29-Dec. 8, 2011
- Was one of two Senators to play in all 82 games in 2010-11
- Notched the 100th point of his NHL career Mar. 31, 2011 at Florida
- Played the 200th game of his NHL career Nov. 4, 2010 vs. NY Islanders
- Played the 100th game of his NHL career Feb. 17, 2009 at Colorado
- Represented the United States at the 2010 and 2009 World Championships
- Split the 2007-08 season between Ottawa and Binghamton (AHL)
- Played three seasons (2004-07) with Sudbury (OHL) after spending just over a season (2003-04) with the United States National Team Development Program
- Ranked second on Sudbury in points and playoff points, leading the club to the OHL Final in 2006-07
- Was selected to play in the CHL Top Prospects Game in 2005-06
- Was voted to the OHL's all-scholastic team in 2004-05
- **Drafted:** Ottawa's first pick, 28th overall, in the 2006 NHL Draft
- **Acquired:** From Ottawa in exchange for D Marc Methot on July 1, 2012

CAREER STATISTICS

			REGULAR SEASON							PLAYOFFS				
Year	**Team**	**League**	**GP**	**TOI**	**G**	**A**	**PTS**	**+/-**	**PIM**	**GP**	**G**	**A**	**PTS**	**PIM**
2003-04	USNTDP	U-17	18	n/a	7	9	16	n/a	28	…	…	…	…	…
	USNTDP	NAHL	43	n/a	8	12	20	n/a	44	7	2	1	3	8
2004-05	USNTDP	U-18	4	n/a	2	1	3	n/a	0	…	…	…	…	…
	Sudbury	OHL	65	n/a	10	28	38	5	111	12	5	5	10	16
2005-06	Sudbury	OHL	65	n/a	24	46	70	19	146	10	1	3	4	28
2006-07	Sudbury	OHL	66	n/a	31	57	88	13	135	21	12	17	29	36
2007-08	Ottawa	NHL	45	9:09	6	3	9	0	20	4	1	0	1	2
	Binghamton	AHL	28	n/a	6	13	19	4	16	…	…	…	…	…
2008-09	Ottawa	NHL	81	13:40	17	15	32	-10	59	…	…	…	…	…
2009-10	Ottawa	NHL	61	14:18	9	17	26	6	53	6	0	1	1	2
2010-11	Ottawa	NHL	82	15:34	14	20	34	-19	43	…	…	…	…	…
2011-12	Ottawa	NHL	82	14:38	15	32	47	2	124	7	1	3	4	8
2012-13	Columbus	NHL	45	16:31	6	13	19	6	28	…	…	…	…	…
CBJ Totals			**45**	**16:31**	**6**	**13**	**19**	**6**	**28**	**…**	**…**	**…**	**…**	**…**
NHL Totals			**396**	**14:11**	**67**	**100**	**167**	**-15**	**327**	**17**	**2**	**4**	**6**	**12**
AHL Totals			**28**	**…**	**6**	**13**	**19**	**4**	**16**	**…**	**…**	**…**	**…**	**…**
OHL Totals			**196**	**…**	**65**	**131**	**196**	**37**	**392**	**43**	**18**	**25**	**43**	**80**

71 / NICK FOLIGNO, LW — GAME-BY-GAME STATISTICS

Date	OPP	G	A	P	+/-	PIM	S	S%	MN	MJ	MS	GMS	MP	PS	PP	SH	GW	TOI
19 Jan '13	NSH	1	0	1	0	0	1	100	0	0	0	0	0	0	1	0	N	17:31
21 Jan '13	DET	0	0	0	0	2	0	-	1	0	0	0	0	0	0	0	N	15:49
23 Jan '13	PHX	0	0	0	-1	0	1	0	0	0	0	0	0	0	0	0	N	11:09
24 Jan '13	COL	0	0	0	0	2	6	0	1	0	0	0	0	0	0	0	N	12:37
26 Jan '13	CHI	0	1	1	0	0	0	-	0	0	0	0	0	0	0	0	N	15:53
28 Jan '13	DAL	0	0	0	1	0	2	0	0	0	0	0	0	0	0	0	N	15:16
29 Jan '13	MIN	0	0	0	0	0	0	-	0	0	0	0	0	0	0	0	N	16:04
31 Jan '13	STL	0	0	0	-1	5	1	0	0	1	0	0	0	0	0	0	N	14:13
02 Feb '13	DET	0	0	0	-1	0	1	0	0	0	0	0	0	0	0	0	N	15:30
05 Feb '13	LAK	0	1	1	1	0	1	0	0	0	0	0	0	0	0	0	N	16:44
07 Feb '13	CGY	0	0	0	-1	0	2	0	0	0	0	0	0	0	0	0	N	14:22
10 Feb '13	EDM	0	0	0	-1	0	5	0	0	0	0	0	0	0	0	0	N	17:36
11 Feb '13	SJS	0	2	2	3	2	0	-	1	0	0	0	0	0	0	0	N	15:07
15 Feb '13	LAK	1	0	1	1	0	1	100	0	0	0	0	0	0	0	0	N	20:58
16 Feb '13	PHX	0	0	0	1	0	0	-	0	0	0	0	0	0	0	0	N	15:49
18 Feb '13	ANA	0	0	0	0	0	1	0	0	0	0	0	0	0	0	0	N	17:05
21 Feb '13	DET	0	0	0	-2	0	2	0	0	0	0	0	0	0	0	0	N	12:19
23 Feb '13	STL	0	0	0	-2	0	1	0	0	0	0	0	0	0	0	0	N	13:49
24 Feb '13	CHI	0	0	0	-1	2	0	-	1	0	0	0	0	0	0	0	N	11:16
26 Feb '13	DAL	0	2	2	1	0	3	0	0	0	0	0	0	0	0	0	N	16:08
01 Mar '13	CHI	0	1	1	1	5	1	0	0	1	0	0	0	0	0	0	N	15:30
03 Mar '13	COL	0	1	1	0	0	2	0	0	0	0	0	0	0	0	0	N	18:22
05 Mar '13	EDM	0	0	0	-1	2	1	0	1	0	0	0	0	0	0	0	N	19:56
07 Mar '13	VAN	0	1	1	1	0	1	0	0	0	0	0	0	0	0	0	N	18:41
09 Mar '13	DET	1	0	1	1	0	5	20	0	0	0	0	0	0	0	0	N	17:24
10 Mar '13	DET	0	1	1	1	2	0	-	1	0	0	0	0	0	0	0	N	20:21
12 Mar '13	VAN	0	0	0	0	0	0	-	0	0	0	0	0	0	0	0	N	19:56
14 Mar '13	CHI	0	0	0	0	0	1	0	0	0	0	0	0	0	0	0	N	19:39
16 Mar '13	PHX	0	0	0	0	0	0	-	0	0	0	0	0	0	0	0	N	19:13
19 Mar '13	NSH	0	0	0	1	0	1	0	0	0	0	0	0	0	0	0	N	15:55
22 Mar '13	CGY	2	0	2	2	0	2	100	0	0	0	0	0	0	0	0	Y	17:30
23 Mar '13	NSH	0	0	0	-1	0	2	0	0	0	0	0	0	0	0	0	N	16:17
26 Mar '13	VAN	0	0	0	0	0	5	0	0	0	0	0	0	0	0	0	N	18:16
28 Mar '13	EDM									INJURED								
29 Mar '13	CGY									INJURED								
31 Mar '13	ANA									INJURED								
04 Apr '13	NSH	0	0	0	0	0	3	0	0	0	0	0	0	0	0	0	N	16:12
05 Apr '13	STL	0	0	0	0	2	3	0	1	0	0	0	0	0	0	0	N	14:14
07 Apr '13	MIN	0	0	0	-1	0	0	-	0	0	0	0	0	0	0	0	N	15:19
09 Apr '13	SJS	0	0	0	0	0	2	0	0	0	0	0	0	0	0	0	N	16:53
12 Apr '13	STL	0	1	1	1	2	2	0	1	0	0	0	0	0	0	0	N	16:18
13 Apr '13	MIN	0	0	0	-1	0	2	0	0	0	0	0	0	0	0	0	N	15:58
15 Apr '13	COL	1	1	2	2	0	3	33	0	0	0	0	0	0	0	0	Y	18:08
17 Apr '13	ANA	0	1	1	1	0	2	0	0	0	0	0	0	0	0	0	N	16:02
18 Apr '13	LAK	0	0	0	0	2	1	0	1	0	0	0	0	0	0	0	N	18:19
21 Apr '13	SJS	0	0	0	1	0	0	-	0	0	0	0	0	0	0	0	N	20:34
25 Apr '13	DAL	0	0	0	0	0	0	-	0	0	0	0	0	0	0	0	N	17:37
27 Apr '13	NSH	0	0	0	0	0	2	0	0	0	0	0	0	0	0	0	N	15:47
Totals:		**6**	**13**	**19**	**6**	**28**	**69**	**9**	**9**	**2**	**0**	**0**	**0**	**0/0**	**1**	**0**	**2**	**743:36**

10 / MARIAN GABORIK, RIGHT WING (MAIR-ee-uhn GAB-uhr-ihk)

HEIGHT: 6-1 WEIGHT: 204
SHOOTS: LEFT
BORN: FEBRUARY 14, 1982 (TRENCIN, SLOVAKIA)

2012-13 STATISTICS

GP	G	A	PTS	+/-	PIM	PP	SH	GW	Shots	SPct.	TOI	Hits	GvA	TkA	BkShots
47	12	15	27	-3	14	1	0	5	151	7.9	18:31	21	18	19	18

2012-13 Season

- Finished tied for sixth place in the NHL with five game-winning goals and ranked 16th in the league with 151 shots
- Scored GWG, dished out an assist and was named First Star of the Game in his Blue Jackets debut on Apr. 4 at Nashville
- Acquired by Columbus from NY Rangers on Apr. 3 (NHL Trade Deadline)
- Recorded 14th career hat trick on Jan. 23 vs. Boston (opposing goalie: T. Rask), tying him with Jaromir Jagr for first place among active players
- **Games lost to injury:** 0… **Multi-point (goal) games:** 6 (2)… **Most Points:** 4 – Jan. 26 vs. Toronto… **Most Goals:** 3 (Jan. 23 vs. Boston)… **Most Assists:** 2 (2x) – Mar. 3 vs. Buffalo, most recent… **Most PIM:**. 4 – Apr. 15 at Colorado… **Most Shots:** 8 – Mar. 21 vs. Florida… **TOI:** 25:08 – Feb. 21 at Ottawa

Career Highlights

- Named Second Team NHL All-Star in 2011-12 after recording 41-35-76 in 82 games for the NY Rangers
- Selected to participate in the NHL All-Star Game in 2003, 2008 and 2012 (Game MVP)
- Has scored 40+ goals three times (2011-12, 2009-10, 2007-08) and 30+ goals seven times in his career
- Ranked third in the NHL in goals (41), second in overtime goals (three), 14th in shots (276), tied for 11th in game-winning goals (seven), and 15th in points (76) while playing in a career-high 82 games in 2011-12
- Led the Rangers in goals , points and shots, ranked second in assists (35), power play goals (10) and power play points (21), and fourth in power play assists (11) and tied the NYR franchise record, and his career-high, with three overtime goals
- Became the third Ranger in franchise history to register multiple 40-goal seasons with the team (Mike Gartner – 1990-91, 1991-92, 1992-93; Jean Ratelle – 1971-72, 1972-73)
- Captured MVP honors at the 2012 All-Star Game on Jan. 29 after posting a hat trick and adding an assist
- Established playoff career-highs in games played (20) and shots (60), while ranking third on the team in points (11), second in shots, tied for third in goals (five), second in power play assists (three) and fifth in power play points (three)
- Established career-highs in assists (44), points (86), power play goals (14) and average ice time (21:15), and tied his career-high in goals (42) in 2009-10
- Ranked fifth in the NHL in goals, 10th in points, 16th in shots, and tied for third in the league in home goals (26) and power play goals in 2009-10
- Led the Rangers in goals, assists, points, power play goals, power play points (26), plus/minus rating (+37) and shots (272)
- Established a career-high and led the team with 26 multi-point games, including nine games with three-or-more points and seven multi-goal efforts
- Skated in his 500th NHL game on Apr. 7, 2009 vs. Dallas with the Minnesota WIld
- Set career-highs in goals (42), assists (41), points (83), and plus-minus rating (+17) in 2007-08, setting Minnesota franchise records in goals and points
- Recorded one goal in the NHL All-Star Game on Jan. 27, 2008 at Atlanta
- Tallied a career-high five goals on Dec. 20, 2007 vs. the NY Rangers
- Led Minnesota in goals (30), assists (35), points (65), game-winning goals (eight) and shots (280) in 2002-03
- His three hat tricks in 2002-03 tied for the league lead and he became the fourth player in NHL history to record five hat tricks prior to his 21st birthday
- Became the first member of Minnesota to participate in the NHL All-Star Game, tallying 1-2-3 and Second Star honors on Feb. 2, 2003
- Ranked first among all NHL rookies in shots (179), while ranking fifth in goals (18) and tied for fifth in points (36) in 2000-01
- Recorded the first goal in Minnesota's franchise history in his NHL debut on Oct. 6, 2000 at Anaheim.
- Represented Slovakia at the Winter Olympics (2006 & 2010), World Championships (2001, 2004, 2005 & 2007), World Cup of Hockey (2004) and World Junior Championships (1999 - Bronze & 2000).
- **Drafted:** Minnesota's first pick, third overall, at the 2000 NHL Draft
- **Acquired:** From NY Rangers with Steven Delisle and Blake Parlett in exchange for Derick Brassard, Derek Dorsett, John Moore and a sixth round selection in the 2014 NHL Draft on April 3, 2013

CAREER STATISTICS

			REGULAR SEASON							PLAYOFFS				
Year	**Team**	**League**	**GP**	**TOI**	**G**	**A**	**PTS**	**+/-**	**PIM**	**GP**	**G**	**A**	**PTS**	**PIM**
2000-01	Minnesota	NHL	71	15:26	18	18	36	32	-6	…	…	…	…	…
2001-02	Minnesota	NHL	78	16:47	30	37	67	34	0	…	…	…	…	…
2002-03	Minnesota	NHL	81	17:24	30	35	65	46	12	18	9	8	17	6
2003-04	Minnesota	NHL	65	18:17	18	22	40	20	10	…	…	…	…	…
2005-06	Minnesota	NHL	65	18:26	38	28	66	64	6	…	…	…	…	…
2006-07	Minnesota	NHL	48	19:38	30	27	57	40	12	5	3	1	4	8
2007-08	Minnesota	NHL	77	19:36	42	41	83	63	17	6	0	1	1	4
2008-09	Minnesota	NHL	17	20:00	13	10	23	2	3	…	…	…	…	…
2009-10	NY Rangers	NHL	76	21:15	42	44	86	37	15	…	…	…	…	…
2010-11	NY Rangers	NHL	62	18:05	22	26	48	18	8	5	1	1	2	2
2011-12	NY Rangers	NHL	82	19:31	41	35	76	34	15	20	5	6	11	2
2012-13	NY Rangers	NHL	35	18:40	9	10	19	-8	8	…	…	…	…	…
	Columbus	NHL	12	18:04	3	5	8	5	6	…	…	…	…	…
CBJ Totals			**12**	**18:04**	**3**	**5**	**8**	**5**	**6**	**…**	**…**	**…**	**…**	**…**
NHL Totals			**769**	**18:28**	**336**	**338**	**674**	**89**	**404**	**54**	**18**	**17**	**35**	**22**

Date	OPP	G	A	P	+/-	PIM	S	S%	MN	MJ	MS	GMS	MP	PS	PP	SH	GW	TOI
*19 Jan '13	BOS	0	0	0	0	-1	2	0	0	0	0	0	0	0	0	0	N	15:55
*20 Jan '13	PIT	0	0	0	0	0	5	0	0	0	0	0	0	0	0	0	N	19:39
*23 Jan '13	BOS	3	0	3	0	2	6	50	0	0	0	0	0	0	0	0	Y	21:05
*24 Jan '13	PHI	0	1	1	0	-1	1	0	0	0	0	0	0	0	0	0	N	20:53
*26 Jan '13	TOR	2	2	4	0	4	5	40	0	0	0	0	0	0	0	0	Y	22:34
*29 Jan '13	PHI	0	0	0	2	0	2	0	1	0	0	0	0	0	0	0	N	20:25
*31 Jan '13	PIT	0	0	0	0	0	3	0	0	0	0	0	0	0	0	0	N	19:07
*02 Feb '13	TBL	0	0	0	0	0	3	0	0	0	0	0	0	0	0	0	N	22:51
*05 Feb '13	NJD	0	0	0	0	-2	5	0	0	0	0	0	0	0	0	0	N	23:05
*07 Feb '13	NYI	1	0	1	0	1	2	50	0	0	0	0	0	0	0	0	Y	14:42
*10 Feb '13	TBL	0	0	0	0	0	4	0	0	0	0	0	0	0	0	0	N	17:58
*12 Feb '13	BOS	0	0	0	0	0	4	0	0	0	0	0	0	0	0	0	N	18:17
*14 Feb '13	NYI	1	1	2	0	-1	3	33	0	0	0	0	0	0	0	0	N	20:21
*17 Feb '13	WSH	0	0	0	0	-1	6	0	0	0	0	0	0	0	0	0	N	16:00
*19 Feb '13	MTL	0	0	0	0	0	1	0	0	0	0	0	0	0	0	0	N	20:28
*21 Feb '13	OTT	0	0	0	0	0	7	0	0	0	0	0	0	0	0	0	N	25:08
*23 Feb '13	MTL	0	0	0	2	-1	0	-	1	0	0	0	0	0	0	0	N	11:03
*26 Feb '13	WPG	0	1	1	0	0	3	0	0	0	0	0	0	0	0	0	N	19:36
*28 Feb '13	TBL	0	0	0	0	-1	3	0	0	0	0	0	0	0	0	0	N	14:12
*03 Mar '13	BUF	0	2	2	0	-1	0	-	0	0	0	0	0	0	0	0	N	18:00
*05 Mar '13	PHI	0	1	1	0	1	5	0	0	0	0	0	0	0	0	0	N	19:07
*07 Mar '13	NYI	1	0	1	0	0	2	50	0	0	0	0	0	0	1	0	Y	19:43
*08 Mar '13	OTT	0	0	0	2	-1	2	0	1	0	0	0	0	0	0	0	N	20:05
*10 Mar '13	WSH	0	1	1	0	1	2	0	0	0	0	0	0	0	0	0	N	17:29
*12 Mar '13	BUF	0	0	0	0	-2	3	0	0	0	0	0	0	0	0	0	N	14:56
*14 Mar '13	WPG	0	0	0	0	-1	4	0	0	0	0	0	0	0/1	0	0	N	18:27
*16 Mar '13	PIT	0	0	0	0	-1	2	0	0	0	0	0	0	0	0	0	N	18:02
*18 Mar '13	CAR	0	0	0	2	0	4	0	1	0	0	0	0	0	0	0	N	21:32
*19 Mar '13	NJD	0	0	0	0	1	0	-	0	0	0	0	0	0	0	0	N	17:10
*21 Mar '13	FLA	1	0	1	0	-1	8	12	0	0	0	0	0	0	0	0	N	20:06
*24 Mar '13	WSH	0	1	1	0	0	5	0	0	0	0	0	0	0	0	0	N	19:54
*26 Mar '13	PHI	0	0	0	0	0	0	-	0	0	0	0	0	0	0	0	N	15:40
*28 Mar '13	OTT	0	0	0	0	-2	2	0	0	0	0	0	0	0	0	0	N	15:42
*30 Mar '13	MTL	0	0	0	0	-1	3	0	0	0	0	0	0	0	0	0	N	17:35
*01 Apr '13	WPG	0	0	0	0	0	6	0	0	0	0	0	0	0	0	0	N	16:43
04 Apr '13	NSH	1	1	2	1	0	4	25	0	0	0	0	0	0	0	0	Y	16:03
05 Apr '13	STL	0	1	1	0	0	2	0	0	0	0	0	0	0	0	0	N	16:46
07 Apr '13	MIN	0	0	0	0	0	4	0	0	0	0	0	0	0	0	0	N	21:44
09 Apr '13	SJS	1	1	2	2	0	2	50	0	0	0	0	0	0	0	0	N	15:11
12 Apr '13	STL	1	0	1	1	0	3	33	0	0	0	0	0	0	0	0	N	16:57
13 Apr '13	MIN	0	0	0	2	0	3	0	0	0	0	0	0	0	0	0	N	21:10
15 Apr '13	COL	0	0	0	1	4	3	0	1	0	0	0	0	0	0	0	N	17:56
17 Apr '13	ANA	0	1	1	0	0	5	0	0	0	0	0	0	0	0	0	N	19:58
18 Apr '13	LAK	0	0	0	-1	0	1	0	0	0	0	0	0	0	0	0	N	17:06
21 Apr '13	SJS	0	0	0	0	2	1	0	1	0	0	0	0	0	0	0	N	17:17
25 Apr '13	DAL	0	0	0	0	0	4	0	0	0	0	0	0	0	0	0	N	17:52
27 Apr '13	NSH	0	1	1	-1	0	6	0	0	0	0	0	0	0	0	0	N	18:55
Totals:		**12**	**15**	**27**	**-3**	**14**	**151**	**8**	**6**	**0**	**0**	**0**	**0**	**0/1**	**1**	**0**	**5**	**870:25**

*Game Played with NY Rangers

9 / COLTON GILLIES, RIGHT WING (KOHL-tuhn GIHL-eez)

HEIGHT: 6-4 WEIGHT: 208
SHOOTS: LEFT
BORN: FEBRUARY 12, 1989 (WHITE ROCK, BRITISH COLUMBIA)

2012-13 STATISTICS

GP	G	A	PTS	+/-	PIM	PP	SH	GW	Shots	SPct.	TOI	Hits	GvA	TkA	BkShots
27	1	1	2	1	17	0	0	0	17	5.9	8:17	61	2	3	10

2012-13 Season

- Skated in his 300th career professional game on Apr. 21 at San Jose
- Registered a +2 rating on Apr. 9 in a 4-0 home win over San Jose
- Recorded his first career multi-point game (1-1-2) on Mar. 22 vs. Calgary
- Dished out season-high five hits on Mar. 26 at Vancouver and Mar. 9 vs. Detroit
- Recorded second career fighting major on Jan. 29 at Minnesota (opponent: Darroll Powe)
- **Games lost to injury:** 0… **Multi-point (goal) games:** 1 (0)… **Most Points:** 2 – Mar. 22 vs. Calgary… **Most Goals:** 1 - Mar. 22 vs. Calgary… **Most Assists:** 1 - Mar. 22 vs. Calgary…**Most PIM:** 5 – Jan. 29 at Minnesota… **Most Shots:** 2 (5x) – Mar. 23 at Nashville, most recent… **TOI:** 12:00 – Mar. 22 vs. Calgary

Career Highlights

- Had points in back-to-back games for the second time in his career Mar. 3-6, 2012 (1-1-2)
- Played the 100th game of his NHL career Feb. 11, 2012 at Minnesota
- Scored his first goal as a Blue Jacket Feb. 1, 2012 at Los Angeles
- Made his Blue Jackets debut and had an assist Jan. 17, 2012 vs. Edmonton
- Appeared in seven games with Minnesota, but spent a majority of the 2010-11 season with Houston (AHL)
- Ranked fourth on the club in penalty minutes and helped the Aeros reach the Calder Cup Final in 2010-11
- Played his rookie season with Minnesota in 2008-09 and was plus or even in 35 of 45 games
- Made his professional debut during the 2007-08 season, including appearing in five playoff games with Houston
- Played four seasons (2004-08) with Saskatoon (WHL)
- Was selected to participate in the CHL Top Prospects Game in 2006-07
- Represented Canada at the 2008 World Junior Championships (gold medal), 2007 World Junior Under-18 Championships and 2006 Under-18 Junior World Cup (gold medal)
- **Drafted:** Minnesota's first pick, 16th overall, in the 2007 NHL Draft
- **Acquired:** Claimed off waivers from Minnesota on Jan. 14, 2012

CAREER STATISTICS

			REGULAR SEASON							PLAYOFFS				
Year	**Team**	**League**	**GP**	**TOI**	**G**	**A**	**PTS**	**+/-**	**PIM**	**GP**	**G**	**A**	**PTS**	**PIM**
2004-05	Saskatoon	WHL	9	n/a	1	1	2	1	8	2	0	0	0	0
2005-06	Saskatoon	WHL	63	n/a	6	6	12	-3	57	8	0	0	0	4
2006-07	Saskatoon	WHL	65	n/a	13	17	30	-20	148	…	…	…	…	…
2007-08	Saskatoon	WHL	58	n/a	24	23	47	-4	97	…	…	…	…	…
	Houston	AHL	11	n/a	1	7	8	0	4	5	0	0	0	2
2008-09	Minnesota	NHL	45	8:13	2	5	7	-2	18	…	…	…	…	…
2009-10	Houston	AHL	72	n/a	7	13	20	-6	73	…	…	…	…	…
2010-11	Minnesota	NHL	7	10:22	1	0	1	-2	2	…	…	…	…	…
	Houston	AHL	64	n/a	11	15	26	2	82	24	7	5	12	32
2011-12	Minnesota	NHL	37	9:09	0	2	2	-5	10	…	…	…	…	…
	Columbus	NHL	38	10:59	2	4	6	-4	25	…	…	…	…	…
2012-13	Columbus	NHL	27	8:17	1	1	2	1	17	…	…	…	…	…
CBJ Totals			**65**	**9:52**	**3**	**5**	**8**	**-3**	**42**	**…**	**…**	**…**	**…**	**…**
NHL Totals			**154**	**9:15**	**6**	**12**	**18**	**-12**	**72**	**…**	**…**	**…**	**…**	**…**
AHL Totals			**147**	**…**	**19**	**35**	**54**	**-4**	**159**	**29**	**7**	**5**	**12**	**34**
WHL Totals			**195**	**…**	**44**	**47**	**91**	**-26**	**310**	**10**	**0**	**0**	**0**	**4**

9 / COLTON GILLIES, RW — GAME-BY-GAME STATISTICS

Date	OPP	G	A	P	+/-	PIM	S	S%	MN	MJ	MS	GMS	MP	PS	PP	SH	GW	TOI
19 Jan '13	NSH								DID NOT DRESS									
21 Jan '13	DET								DID NOT DRESS									
23 Jan '13	PHX								DID NOT DRESS									
24 Jan '13	COL								DID NOT DRESS									
26 Jan '13	CHI								DID NOT DRESS									
28 Jan '13	DAL	0	0	0	0	0	0	-	0	0	0	0	0	0	0	0	N	5:39
29 Jan '13	MIN	0	0	0	-1	5	1	0	0	1	0	0	0	0	0	0	N	8:23
31 Jan '13	STL								DID NOT DRESS									
02 Feb '13	DET								DID NOT DRESS									
05 Feb '13	LAK								DID NOT DRESS									
07 Feb '13	CGY	0	0	0	0	0	0	-	0	0	0	0	0	0	0	0	N	7:26
10 Feb '13	EDM	0	0	0	0	0	0	-	0	0	0	0	0	0	0	0	N	6:14
11 Feb '13	SJS	0	0	0	0	0	2	0	0	0	0	0	0	0	0	0	N	10:48
15 Feb '13	LAK	0	0	0	0	2	0	-	1	0	0	0	0	0	0	0	N	8:04
16 Feb '13	PHX	0	0	0	0	0	2	0	0	0	0	0	0	0	0	0	N	8:33
18 Feb '13	ANA	0	0	0	0	0	0	-	0	0	0	0	0	0	0	0	N	7:58
21 Feb '13	DET	0	0	0	0	2	0	-	1	0	0	0	0	0	0	0	N	8:37
23 Feb '13	STL	0	0	0	0	0	0	-	0	0	0	0	0	0	0	0	N	10:09
24 Feb '13	CHI								DID NOT DRESS									
26 Feb '13	DAL	0	0	0	0	2	0	-	1	0	0	0	0	0	0	0	N	10:43
01 Mar '13	CHI	0	0	0	0	0	0	-	0	0	0	0	0	0	0	0	N	7:54
03 Mar '13	COL								DID NOT DRESS									
05 Mar '13	EDM								DID NOT DRESS									
07 Mar '13	VAN								DID NOT DRESS									
09 Mar '13	DET	0	0	0	0	2	1	0	1	0	0	0	0	0	0	0	N	8:01
10 Mar '13	DET	0	0	0	0	0	0	-	0	0	0	0	0	0	0	0	N	7:22
12 Mar '13	VAN	0	0	0	0	0	1	0	0	0	0	0	0	0	0	0	N	6:34
14 Mar '13	CHI	0	0	0	0	2	1	0	1	0	0	0	0	0	0	0	N	9:57
16 Mar '13	PHX	0	0	0	0	0	2	0	0	0	0	0	0	0	0	0	N	10:21
19 Mar '13	NSH								DID NOT DRESS									
22 Mar '13	CGY	1	1	2	2	0	2	50	0	0	0	0	0	0	0	0	N	12:00
23 Mar '13	NSH	0	0	0	-1	0	2	0	0	0	0	0	0	0	0	0	N	10:22
26 Mar '13	VAN	0	0	0	0	0	1	0	0	0	0	0	0	0	0	0	N	7:35
28 Mar '13	EDM								DID NOT DRESS									
29 Mar '13	CGY	0	0	0	-1	0	0	-	0	0	0	0	0	0	0	0	N	7:52
31 Mar '13	ANA	0	0	0	0	0	1	0	0	0	0	0	0	0	0	0	N	6:30
04 Apr '13	NSH	0	0	0	0	2	0	-	1	0	0	0	0	0	0	0	N	9:02
05 Apr '13	STL								DID NOT DRESS									
07 Apr '13	MIN	0	0	0	0	0	0	-	0	0	0	0	0	0	0	0	N	6:23
09 Apr '13	SJS	0	0	0	2	0	1	0	0	0	0	0	0	0	0	0	N	10:37
12 Apr '13	STL								DID NOT DRESS									
13 Apr '13	MIN								DID NOT DRESS									
15 Apr '13	COL								DID NOT DRESS									
17 Apr '13	ANA								DID NOT DRESS									
18 Apr '13	LAK								DID NOT DRESS									
21 Apr '13	SJS	0	0	0	0	0	0	-	0	0	0	0	0	0	0	0	N	4:39
25 Apr '13	DAL	0	0	0	0	0	0	-	0	0	0	0	0	0	0	0	N	6:20
27 Apr '13	NSH								DID NOT DRESS									
Totals:		**1**	**1**	**2**	**1**	**17**	**17**	**6**	**6**	**1**	**0**	**0**	**0**	**0/0**	**0**	**0**	**0**	**224:03**

19 / RYAN JOHANSEN, CENTER (RIGH-uhn joh-HAN-suhn)

HEIGHT: 6-3 WEIGHT: 215
SHOOTS: RIGHT
BORN: JULY 31, 1992 (PORT MOODY, BRITISH COLUMBIA)

2012-13 STATISTICS

GP	G	A	PTS	+/-	PIM	PP	SH	GW	Shots	SPct.	TOI	Hits	GvA	TkA	BkShots
40	5	7	12	-7	12	0	0	2	84	6.0	16:05	42	6	15	14

2012-13 Season

- Led Columbus in face-off wins (272)
- Skated in 100th career NHL game on Apr. 12 vs. St. Louis
- Scored goals in back-to-back games for the second time in his NHL career on Apr. 9 vs. San Jose and Apr. 12 vs. St. Louis
- Tallied first career NHL shootout goal on Mar. 10 at Detroit
- Logged career-high 20:01 on Mar. 12 vs. Vancouver
- Recorded 0-4-4 during career-best four-game point streak from Mar. 5-10
- Tallied six multi-point games with Springfield (AHL)
- Scored first career AHL goal on Oct. 14 vs. Adirondack
- **Games lost to injury:** 0… Multi-point (goal) games: 0 (0)… **Most Points:** 1 (12x) – Apr. 21 at San Jose, most recent… **Most Goals:** 1 (5x) – Apr. 21 at San Jose, most recent … **Most Assists:** 1 (7x) – Apr. 15 at Colorado, most recent … **Most PIM:** 2 (6x) – Apr. 25 at Dallas, most recent… **Most Shots:** 5 (2x) – Apr. 27 vs. Nashville, most recent … **TOI:** 20:01 – Mar. 12 vs. Vancouver

Career Highlights

- Played his first professional season with Columbus and ranked fourth (tied) among NHL rookies and was second (tied) on the club in game-winning goals (3) in 2011-12
- His first NHL goal was the game-winner (also had an assist) Oct. 25, 2011 vs. Detroit (Ty Conklin)
- Was the first player to score his club's first three game-winners in a season since Philadelphia's Brian Propp in 1982-83
- Spent two seasons with Portland (WHL) from 2009-11
- Led the Winterhawks in goals, points and plus/minus rating (sixth-tied in WHL) and was second in assists in 2010-11
- Led the WHL in playoff scoring and helped Portland reach the WHL Final in 2010-11
- Ranked second (tied) among WHL rookies in assists and points in 2009-10
- Ranked second on the Winterhawks in assists, points and power play goals (9) in 2009-10
- Led the Winterhawks and all WHL rookies in playoff assists and points in 2009-10
- Was selected to play in the CHL Top Prospects Game in 2009-10
- Represented Canada at the 2011 World Junior Championships (silver medal) and was named to the tournament All-Star Team
- **Drafted:** Columbus' first pick, fourth overall, in the 2010 NHL Draft

CAREER STATISTICS

			REGULAR SEASON							PLAYOFFS				
Year	**Team**	**League**	**GP**	**TOI**	**G**	**A**	**PTS**	**+/-**	**PIM**	**GP**	**G**	**A**	**PTS**	**PIM**
2009-10	Portland	WHL	71	n/a	25	44	69	17	53	13	6	12	18	18
2010-11	Portland	WHL	63	n/a	40	52	92	44	64	21	13	15	28	6
2011-12	Columbus	NHL	67	12:44	9	12	21	-2	24	…	…	…	…	…
2012-13	Springfield	AHL	40	n/a	17	16	33	11	20					
	Columbus	NHL	40	16:05	5	7	12	-7	12	…	…	…	…	…
CBJ/NHL Totals			**107**	**13:59**	**14**	**19**	**33**	**-9**	**36**	**…**	**…**	**…**	**…**	**…**
AHL Totals			**40**	**n/a**	**17**	**16**	**33**	**11**	**20**					
WHL Totals			**134**	**…**	**65**	**96**	**161**	**61**	**117**	**34**	**19**	**27**	**46**	**24**

19 / RYAN JOHANSEN, C — GAME-BY-GAME STATISTICS

Date	OPP	G	A	P	+/-	PIM	S	S%	MN	MJ	MS	GMS	MP	PS	PP	SH	GW	TOI
19 Jan '13	NSH	0	0	0	0	0	3	0	0	0	0	0	0	0	0	0	N	16:04
21 Jan '13	DET	0	1	1	2	0	2	0	1	0	0	0	0	0	0	0	N	14:54
23 Jan '13	PHX	0	0	0	0	-2	2	0	0	0	0	0	0	0	0	0	N	15:04
24 Jan '13	COL	0	0	0	0	-2	3	0	0	0	0	0	0	0	0	0	N	16:43
26 Jan '13	CHI	0	1	1	0	0	5	0	0	0	0	0	0	0	0	0	N	15:57
28 Jan '13	DAL	0	0	0	0	1	2	0	0	0	0	0	0	0	0	0	N	15:43
29 Jan '13	MIN	0	0	0	0	0	1	0	0	0	0	0	0	0	0	0	N	14:18
31 Jan '13	STL	0	0	0	0	0	2	0	0	0	0	0	0	0	0	0	N	14:09
02 Feb '13	DET	0	0	0	0	0	0	-	0	0	0	0	0	0	0	0	N	12:42
05 Feb '13	LAK	0	0	0	0	-2	1	0	0	0	0	0	0	0	0	0	N	16:18
07 Feb '13	CGY									MINORS								
10 Feb '13	EDM									MINORS								
11 Feb '13	SJS									MINORS								
15 Feb '13	LAK									MINORS								
16 Feb '13	PHX									MINORS								
18 Feb '13	ANA									MINORS								
21 Feb '13	DET									MINORS								
23 Feb '13	STL									MINORS								
24 Feb '13	CHI	0	0	0	0	0	4	0	0	0	0	0	0	0	0	0	N	15:17
26 Feb '13	DAL	0	0	0	0	-3	2	0	0	0	0	0	0	0	0	0	N	14:02
01 Mar '13	CHI	1	0	1	0	-1	4	25	0	0	0	0	0	0	0	0	N	17:59
03 Mar '13	COL	0	0	0	2	0	1	0	1	0	0	0	0	0	0	0	N	19:07
05 Mar '13	EDM	0	1	1	0	-1	4	0	0	0	0	0	0	0	0	0	N	17:27
07 Mar '13	VAN	0	1	1	0	0	3	0	0	0	0	0	0	0	0	0	N	17:37
09 Mar '13	DET	0	1	1	0	1	1	0	0	0	0	0	0	0	0	0	N	17:10
10 Mar '13	DET	0	1	1	2	1	2	0	1	0	0	0	0	0	0	0	N	19:34
12 Mar '13	VAN	0	0	0	2	-1	2	0	1	0	0	0	0	0	0	0	N	20:01
14 Mar '13	CHI	0	0	0	0	0	2	0	0	0	0	0	0	0	0	0	N	17:10
16 Mar '13	PHX	0	0	0	0	0	0	-	0	0	0	0	0	0	0	0	N	12:48
19 Mar '13	NSH	0	0	0	0	1	3	0	0	0	0	0	0	0	0	0	N	17:30
22 Mar '13	CGY	0	0	0	0	2	3	0	0	0	0	0	0	0	0	0	N	16:23
23 Mar '13	NSH	0	0	0	0	-2	1	0	0	0	0	0	0	0	0	0	N	16:51
26 Mar '13	VAN	0	0	0	0	0	0	-	0	0	0	0	0	0	0	0	N	17:22
28 Mar '13	EDM	0	0	0	0	-2	1	0	0	0	0	0	0	0	0	0	N	16:19
29 Mar '13	CGY	1	0	1	2	1	3	33	1	0	0	0	0	0	0	0	Y	16:29
31 Mar '13	ANA	0	0	0	0	0	2	0	0	0	0	0	0	0	0	0	N	19:09
04 Apr '13	NSH	0	0	0	0	0	2	0	0	0	0	0	0	0	0	0	N	15:06
05 Apr '13	STL	0	0	0	0	0	3	0	0	0	0	0	0	0	0	0	N	13:28
07 Apr '13	MIN	0	0	0	0	0	1	0	0	0	0	0	0	0	0	0	N	15:00
09 Apr '13	SJS	1	0	1	0	1	4	25	0	0	0	0	0	0	0	0	N	14:26
12 Apr '13	STL	1	0	1	0	1	3	33	0	0	0	0	0	0	0	0	N	15:00
13 Apr '13	MIN	0	0	0	0	-1	1	0	0	0	0	0	0	0	0	0	N	12:33
15 Apr '13	COL	0	1	1	0	0	0	-	0	0	0	0	0	0	0	0	N	15:58
17 Apr '13	ANA	0	0	0	0	0	2	0	0	0	0	0	0	0	0	0	N	17:31
18 Apr '13	LAK	0	0	0	0	0	2	0	0	0	0	0	0	0	0	0	N	15:34
21 Apr '13	SJS	1	0	1	0	1	1	100	0	0	0	0	0	0	0	0	Y	17:32
25 Apr '13	DAL	0	0	0	2	0	1	0	1	0	0	0	0	0	0	0	N	17:13
27 Apr '13	NSH	0	0	0	0	0	5	0	0	0	0	0	0	0	0	0	N	13:54
Totals:		**5**	**7**	**12**	**12**	**-7**	**84**	**6**	**6**	**0**	**0**	**0**	**0**	**0/0**	**0**	**0**	**2**	**643:22**

7 / JACK JOHNSON, DEFENSE (JAK JAHN-suhn)

HEIGHT: 6-1 WEIGHT: 231
SHOOTS: LEFT
BORN: JANUARY 13, 1987 (INDIANAPOLIS, INDIANA)

2012-13 STATISTICS

GP	G	A	PTS	+/-	PIM	PP	SH	GW	Shots	SPct.	TOI	Hits	GvA	TkA	BkShots
44	5	14	19	-5	12	3	0	1	96	5.2	25:58	66	20	9	90

2012-13 Season

- Averaged 25:58 of ice time per game - tops on Columbus and fifth in the league
- Led all Blue Jackets defensemen in power play points (8), shots (96), hits (66) and blocked shots (90)
- Scored sixth career game-winning goal in the third period of a 3-1 home victory over Nashville on Apr. 27
- Skated in the 400th game of his NHL career on Apr. 9 vs. San Jose
- Broke his own Blue Jackets team record for TOI in a single game on Feb. 2 vs. Detroit (34:59)
- **Games lost to injury:** 4… **Multi-point (goal) games:** 1 (0)… **Most Points:** 2– Mar. 19 vs. Nashville… **Most Goals:** 1 (5x) – Apr. 27 vs. Nashville, most recent… **Most Assists:** 2– Mar. 19 vs. Nashville… **Most PIM:** 2 (4x) – Apr. 4 at Nashville, most recent… **Most Shots:** 5 (5x) – Apr. 27 vs. Nashville, most recent… **TOI:** 34:49 – Feb. 2 vs. Detroit

Career Highlights

- Was second among NHL defensemen in game-winning goals (5-T), sixth in goals (12-T) and eighth in power play goals (5-T) in 2011-12
- Set career high in goals (12), power play goals (5), game-winning goals (5), shots (176) and time on ice (27:25) in 2011-12
- Scored his first goal as a Blue Jacket and added an assist Mar. 6, 2012 vs. Phoenix (Jason LaBarbera)
- Scored the first game-winning/OT goal of his NHL career in LA's season opener Oct. 7, 2011 vs. NY Rangers
- Played the 300th game of his NHL career Nov. 16, 2011 vs. Anaheim with Los Angeles
- Ranked third among NHL defensemen in power play assists (25-tied) and fourth in power play points (28-tied) in 2010-11
- Recorded the 100th point of his NHL career Apr. 9, 2011 vs. Anaheim
- Ranked second on the club in time on ice and was first (tied) among NHL defensemen in shootout goals (6) in 2009-10
- Led team in playoff assists and points (tied) and was second in blocked shots (10) in 2010-11
- Ranked first (tied) among Kings defensemen in goals and power play goals (3) despite missing 41 games due to a shoulder injury
- Named the Kings Best Newcomer and Outstanding Defenseman in 2007-08
- Ranked third among NHL rookies in time on ice and was second in blocked shots (136) in 2007-08
- Was selected to play in the NHL YoungStars event as a part of All-Star Weekend in 2007-08
- Played two seasons (2005-07) at Michigan (CCHA) and two seasons (2003-05) with the U.S. National Development Team Program
- Named CCHA Best Offensive Defenseman and earned All-CCHA First Team honors in 2006-07 after scoring 16 goals
- Earned CCHA All-Rookie honors and was a finalist for the CCHA Best Offensive Defenseman Award in 2005-06
- Set Michigan freshman record for points by a defenseman (32) in 2005-06
- Represented the United States at the 2010 Olympic Games (silver), as well at the 2012 World Championships (captain), 2011 World Championships (alternate captain), 2010 World Championships (captain), 2009 World Championships and 2007 World Championships
- Also represented USA at the 2007 World Junior Championships (bronze medal), 2006 World Junior Championships, 2005 World Under-18 Junior Championships (gold medal) and 2004 World Under-18 Junior Championships (silver medal)
- **Drafted:** Carolina's first pick, third overall, in the 2005 NHL Draft
- **Acquired:** From Los Angeles with a first round pick in the 2013 Draft in exchange for Jeff Carter on Feb. 23, 2012

CAREER STATISTICS

			REGULAR SEASON							PLAYOFFS				
Year	**Team**	**League**	**GP**	**TOI**	**G**	**A**	**PTS**	**+/-**	**PIM**	**GP**	**G**	**A**	**PTS**	**PIM**
2003-04	USNDTP	U-17	31	n/a	12	9	21	n/a	78	…	…	…	…	…
	USNDTP	NAHL	29	n/a	3	12	15	n/a	93	…	…	…	…	…
2004-05	USNDTP	U-18	26	n/a	5	9	14	n/a	86	…	…	…	…	…
	USNDTP	NAHL	12	n/a	7	10	17	n/a	57	…	…	…	…	…
2005-06	Michigan	CCHA	38	n/a	10	22	32	11	149	…	…	…	…	…
2006-07	Michigan	CCHA	36	n/a	16	23	39	26	87	…	…	…	…	…
	Los Angeles	NHL	5	21:22	0	0	0	-5	18	…	…	…	…	…
2007-08	Los Angeles	NHL	74	21:41	3	8	11	-19	76	…	…	…	…	…
2008-09	Los Angeles	NHL	41	20:16	6	5	11	-18	46	…	…	…	…	…
2009-10	Los Angeles	NHL	80	22:36	8	28	36	-15	48	6	0	7	7	6
	United States	Olympics	6	n/a	0	1	1	2	2	…	…	…	…	…
2010-11	Los Angeles	NHL	82	23:11	5	37	42	-21	44	6	1	4	5	0
2011-12	Los Angeles	NHL	61	22:30	8	16	24	-12	24	…	…	…	…	…
	Columbus	NHL	21	27:25	4	10	14	5	15	…	…	…	…	…
2012-13	Columbus	NHL	44	25:58	5	14	19	-5	12	…	…	…	…	…
CBJ Totals			**65**	**26:26**	**9**	**24**	**33**	**0**	**27**	**…**	**…**	**…**	**…**	**…**
NHL Totals			**408**	**22:55**	**39**	**118**	**157**	**-90**	**283**	**12**	**1**	**11**	**12**	**6**
NCAA Totals			**74**	**…**	**26**	**45**	**71**	**37**	**236**	**…**	**…**	**…**	**…**	**…**
USNDTP Totals			**98**	**…**	**27**	**40**	**67**	**…**	**314**	**…**	**…**	**…**	**…**	**…**

7 / JACK JOHNSON, D — GAME-BY-GAME STATISTICS

Date	OPP	G	A	P	+/-	PIM	S	S%	MN	MJ	MS	GMS	MP	PS	PP	SH	GW	TOI
19 Jan '13	NSH	0	0	0	-1	0	1	0	0	0	0	0	0	0	0	0	N	25:57
21 Jan '13	DET	0	0	0	1	0	3	0	0	0	0	0	0	0	0	0	N	32:04
23 Jan '13	PHX	0	0	0	-1	2	3	0	1	0	0	0	0	0	0	0	N	23:59
24 Jan '13	COL	0	0	0	-2	0	2	0	0	0	0	0	0	0	0	0	N	25:48
26 Jan '13	CHI	0	0	0	1	2	2	0	1	0	0	0	0	0	0	0	N	26:55
28 Jan '13	DAL	0	1	1	1	0	4	0	0	0	0	0	0	0	0	0	N	26:08
29 Jan '13	MIN	1	0	1	-1	0	3	33	0	0	0	0	0	0	1	0	N	27:19
31 Jan '13	STL	0	0	0	-1	0	3	0	0	0	0	0	0	0	0	0	N	28:58
02 Feb '13	DET	0	1	1	1	0	4	0	0	0	0	0	0	0	0	0	N	34:59
05 Feb '13	LAK	0	0	0	-1	0	0	-	0	0	0	0	0	0	0	0	N	34:13
07 Feb '13	CGY	0	1	1	-1	2	1	0	1	0	0	0	0	0	0	0	N	27:10
10 Feb '13	EDM	0	0	0	-3	0	5	0	0	0	0	0	0	0	0	0	N	26:44
11 Feb '13	SJS	0	1	1	-1	0	5	0	0	0	0	0	0	0	0	0	N	25:24
15 Feb '13	LAK	0	1	1	1	0	0	-	0	0	0	0	0	0	0	0	N	25:15
16 Feb '13	PHX	0	1	1	-1	0	0	-	0	0	0	0	0	0	0	0	N	22:56
18 Feb '13	ANA	0	0	0	0	0	1	0	0	0	0	0	0	0	0	0	N	23:45
21 Feb '13	DET	0	1	1	-1	0	1	0	0	0	0	0	0	0	0	0	N	25:03
23 Feb '13	STL	0	0	0	-1	0	1	0	0	0	0	0	0	0	0	0	N	9:23
24 Feb '13	CHI									INJURED								
26 Feb '13	DAL									INJURED								
01 Mar '13	CHI									INJURED								
03 Mar '13	COL									INJURED								
05 Mar '13	EDM	1	0	1	1	0	4	25	0	0	0	0	0	0	0	0	N	26:53
07 Mar '13	VAN	0	1	1	0	0	0	-	0	0	0	0	0	0	0	0	N	26:14
09 Mar '13	DET	1	0	1	0	0	3	33	0	0	0	0	0	0	1	0	N	26:03
10 Mar '13	DET	0	0	0	0	0	1	0	0	0	0	0	0	0	0	0	N	29:51
12 Mar '13	VAN	0	0	0	0	0	2	0	0	0	0	0	0	0	0	0	N	29:31
14 Mar '13	CHI	1	0	1	0	0	5	20	0	0	0	0	0	0	1	0	N	29:05
16 Mar '13	PHX	0	0	0	0	0	1	0	0	0	0	0	0	0	0	0	N	26:51
19 Mar '13	NSH	0	2	2	0	0	5	0	0	0	0	0	0	0	0	0	N	23:36
22 Mar '13	CGY	0	1	1	3	0	3	0	0	0	0	0	0	0	0	0	N	22:59
23 Mar '13	NSH	0	0	0	-2	0	1	0	0	0	0	0	0	0	0	0	N	25:28
26 Mar '13	VAN	0	0	0	0	0	1	0	0	0	0	0	0	0	0	0	N	28:00
28 Mar '13	EDM	0	0	0	-2	0	2	0	0	0	0	0	0	0	0	0	N	23:27
29 Mar '13	CGY	0	0	0	3	0	1	0	0	0	0	0	0	0	0	0	N	26:36
31 Mar '13	ANA	0	0	0	0	0	0	-	0	0	0	0	0	0	0	0	N	26:41
04 Apr '13	NSH	0	0	0	1	2	1	0	1	0	0	0	0	0	0	0	N	22:43
05 Apr '13	STL	0	0	0	0	0	2	0	0	0	0	0	0	0	0	0	N	25:02
07 Apr '13	MIN	0	0	0	-1	0	3	0	0	0	0	0	0	0	0	0	N	23:51
09 Apr '13	SJS	0	1	1	1	0	2	0	0	0	0	0	0	0	0	0	N	22:01
12 Apr '13	STL	0	0	0	1	0	0	-	0	0	0	0	0	0	0	0	N	22:30
13 Apr '13	MIN	0	0	0	0	0	2	0	0	0	0	0	0	0	0	0	N	28:55
15 Apr '13	COL	0	0	0	0	0	3	0	0	0	0	0	0	0	0	0	N	27:59
17 Apr '13	ANA	0	0	0	0	2	4	0	1	0	0	0	0	0	0	0	N	27:45
18 Apr '13	LAK	0	0	0	0	0	1	0	0	0	0	0	0	0	0	0	N	26:21
21 Apr '13	SJS	0	1	1	-1	2	1	0	1	0	0	0	0	0	0	0	N	23:54
25 Apr '13	DAL	0	1	1	0	0	4	0	0	0	0	0	0	0	0	0	N	25:59
27 Apr '13	NSH	1	0	1	1	0	5	20	0	0	0	0	0	0	0	0	Y	22:36
Totals:		**5**	**14**	**19**	**-5**	**12**	**96**	**5**	**6**	**0**	**0**	**0**	**0**	**0/0**	**3**	**0**	**1**	**1,142:51**

49 / MICHAEL LEIGHTON, GOALTENDER (MIGH-kuhl LAY-tohn)

HEIGHT: 6-3 WEIGHT: 186
CATCHES: LEFT
BORN: MAY 19, 1981 (PETROLIA, ONTARIO)

2012-13 STATISTICS

GP	W	L	OT	SA	GA	GAA	SV	SV%	SO	G	A	PIM	MIN
1	0	1	0	26	5	5.08	21	.808	0	0	0	0	59:08

2012-13 Season

- Acquired by Columbus from Philadelphia on Apr. 3 (NHL Trade Deadline)
- Appeared in two games with Adirondack (AHL), going 1-1-0 with a 2.02 GAA and a .933 SV%
- Appeared in one game with Philadelphia, making 21 saves in a 5-1 loss to Tampa Bay on Jan. 27
- **Games lost to injury:** 10 … **Most Saves:** 21 – Jan. 27 at Tampa Bay… **Longest Winning Streak:** n/a… **Longest Regulation Unbeaten Streak:** n/a

Career Highlights

- Recorded three shutouts and allowed seven goals in 2010 Eastern Conference Finals in 4-1 series win for Philadelphia over Montreal
- Went 16-5-2 with a 2.48 GAA, .918 SV% and one shutout in 27 games with Philadelphia in 2009-10 after beginning that season in Carolina
- Played in an NHL career-high 34 games with Philadelphia and Carolina in 2009-10 and Chicago in 2003-04
- Named an AHL First Team All-Star and won the Baz Bastien Memorial Trophy as the league's Top Goaltender in 2007-08 after going 28-25-4 (2.10 GAA, .931 SV%) with Albany
- Became the first goaltender in Chicago Blackhawks history to record a shutout in his NHL debut on Jan. 8, 2003 vs. Phoenix after making 31 saves in a 0-0 tie
- Named to AHL's All-Rookie Team in 2001-02 after going 27-16-0 (2.14 GAA, .920 SV%) with Norfolk
- Spent three seasons (1998-01) with Ontario Hockey League's Windsor Spitfires, compiling a 53-47-9 record and 3.30 GAA in 124 career games
- Finished second in the OHL with 32 wins in 2000-01
- Participated in 2000 OHL All-Star Game as a member of Team West
- **Drafted:** Chicago's fifth pick, 165th overall, of the 1999 NHL Entry Draft
- **Acquired:** From Philadelphia with a fifth round pick in the 2015 NHL Entry Draft in exchange for Steve Mason on April 3, 2013

CAREER STATISTICS			REGULAR SEASON						PLAYOFFS					
Year	**Team**	**League**	**GP**	**W-L-T/OT**	**MIN**	**GA**	**SO**	**GAA**	**GP**	**W-L**	**MIN**	**GA**	**SO**	**GAA**
1998-99	Windsor	OHL	28	4-17-2	1,389	112	0	3.30	3	0-1	80	10	0	7.50
1999-00	Windsor	OHL	42	17-17-2	2,272	118	1	3.12	12	5-6	616	32	0	3.12
2000-01	Windsor	OHL	54	32-13-5	3,035	138	2	2.73	9	4-5	519	27	1	3.12
2001-02	Chicago	NHL	0	0-0-0	0	0	0	0.00	…	…	…	…	…	…
	Norfolk	AHL	52	27-16-8	3,114	111	6	2.14	4	1-2	238	8	0	2.02
2002-03	Chicago	NHL	8	2-3-2	447	21	1	2.82	…	…	…	…	…	…
2002-03	Norfolk	AHL	36	18-13-5	2,184	91	4	2.50	4	3-1	240	7	1	1.75
2003-04	Chicago	NHL	34	6-18-8	1988	99	2	2.99	…	…	…	…	…	…
	Norfolk	AHL	18	10-7-1	1,081	33	1	1.83	4	2-1	212	2	2	0.57
2004-05	Norfolk	AHL	41	20-16-3	2,319	78	7	2.02	…	…	…	…	…	…
2005-06	Rochester	AHL	40	15-22-1	2,318	124	2	3.21	…	…	…	…	…	…
2006-07	Portland	AHL	16	8-6-1	962	37	2	2.31	…	…	…	…	…	…
	Nashville	NHL	1	0-0-0	20	2	0	6.00	…	…	…	…	…	…
	Philadelphia	NHL	4	2-2-0	195	12	0	3.69	…	…	…	…	…	…
	Philadelphia	AHL	5	2-0-2	270	7	0	1.56	…	…	…	…	…	…
2007-08	Carolina	NHL	3	1-1-0	158	7	0	2.66	…	…	…	…	…	…
	Albany	AHL	58	28-25-4	3,451	121	7	2.10	7	3-4	510	10	2	1.18
2008-09	Carolina	NHL	19	6-7-2	1,029	50	0	2.92	…	…	…	…	…	…
2009-10	Carolina	NHL	7	1-40	350	25	0	4.29	…	…	…	…	…	…
	Philadelphia	NHL	27	16-5-2	1,449	60	1	2.48	14	8-3	757	31	3	2.46
2010-11	Philadelphia	NHL	1	1-0-0	60	4	0	4.00	2	0-1	70	4	0	3.43
	Adirondack	AHL	30	14-12-3	1,783	66	5	2.22	…	…	…	…	…	…
2011-12	Adirondack	AHL	56	28-26-1	3,237	139	2	2.58	…	…	…	…	…	…
2012-13	Adirondack	AHL	2	1-1-0	119	4	0	2.02	…	…	…	…	…	…
	Philadelphia	NHL	1	0-1-0	59	5	0	5.08	…	…	…	…	…	…
	Columbus	NHL	…	…	…	…	…	…	…	…	…	…	…	…
NHL Totals			**105**	**35-41-19**	**2,876**	**285**	**4**	**2.97**	**16**	**8-4**	**827**	**35**	**3**	**2.54**
AHL Totals			**354**	**171-144-29**	**20,838**	**811**	**36**	**2.34**	**19**	**9-8**	**1200**	**27**	**5**	**1.35**
OHL Totals			**124**	**53-47-9**	**6,696**	**368**	**3**	**3.30**	**24**	**9-12**	**1,215**	**69**	**1**	**3.41**

49 / MICHAEL LEIGHTON, G — GAME-BY-GAME STATISTICS

Date	OPP	DEC	SA	GA	GAA	SV	SV%	ESA	EGA	ESV	ESV%	PSA	PGA	PSV	PSV%	SSA	SGA	SSV	SSV%	SO	G	A	PIM	TOI
*27 Jan '13	TBL	L	26	5	5.08	21	.808	21	3	18	.857	5	2	3	.600	0	0	0	.000	0	0	0	0	59:08
Totals:		**0W**	**26**	**5**	**5.08**	**21**	**.808**	**21**	**3**	**18**	**.857**	**5**	**2**	**3**	**.600**	**0**	**0**	**0**	**.000**	**0**	**0**	**0**	**0**	**59:08**

*With Philadelphia

55 / MARK LETESTU, CENTER (MAHRK luh-TEHS-too)

HEIGHT: 5-11 WEIGHT: 195
SHOOTS: RIGHT
BORN: FEBRUARY 4, 1985 (ELK POINT, ALBERTA)

2012-13 STATISTICS

GP	G	A	PTS	+/-	PIM	PP	SH	GW	Shots	SPct.	TOI	Hits	GvA	TkA	BkShots
46	13	14	27	7	10	3	2	2	92	14.1	16:30	36	7	27	12

2012-13 Season

- Finished tied for second on the Blue Jackets in scoring after matching his career high with 27 points
- Set a new career best with scoring rate of 0.59 points-per-game
- Recorded a team-high 13 goals and 27 takeaways
- Led the Jackets in shorthanded goals (2), which ranked fourth-T in the NHL
- Signed two-year contract extension with Columbus on Apr. 2
- Registered the first three-point game of his NHL career with 2-1-3 at San Jose on Apr. 21
- Scored his first game-winning/overtime goal as a Blue Jacket on Mar. 31 vs. Anaheim
- Collected points in four-straight games (0-5-5) from Feb. 26-Mar. 5
- Won a season-high 13 face-offs on Feb. 28 vs. Anaheim
- **Games lost to injury:** 0… **Multi-point (goal) games:** 5 (0)… **Most Points:** 3 – Apr. 21 at San Jose… **Most Goals:** 2 – Apr. 21 at San Jose… **Most Assists:** 2 – Feb. 26 vs. Dallas… **Most PIM:** 2 (5x) – Apr. 4 at Nashville, most recent… **Most Shots:** 5 (3x) – Apr. 25 at Dallas, most recent… **TOI:** 21:50 – Apr. 13 at Minnesota

Career Highlights

- Ranked second on the Blue Jackets in face-off percentage (51.9) and was fifth in power play goals (4), shooting percentage (9.6) and ice time among forwards in 2011-12
- Made his Blue Jackets debut Nov. 10, 2011 vs. Chicago and scored a goal (opposing goalie: Corey Crawford)
- Named Penguins Rookie of the Year and ranked second on the club in game-winning goals (3) in 2010-11
- Spent most of the 2009-10 season with Wilkes-Barre/Scranton (AHL)
- Played his first full professional season in 2007-08, splitting time between Wilkes-Barre and Wheeling (ECHL)
- Made his professional debut at the end of the 2006-07 season with Wilkes-Barre
- Spent one season (2006-07) at Western Michigan (CCHA) and was named CCHA Rookie of the Year
- Led the nation in shorthanded goals (5), while ranking seventh in the CCHA in points and third on the club in goals in 2006-07
- **Drafted:** Undrafted… Signed as a free agent by Pittsburgh on Mar. 22, 2007
- **Acquired:** From Pittsburgh in exchange for a fourth round pick in the 2012 NHL Draft on Nov. 8, 2011

CAREER STATISTICS

			REGULAR SEASON							PLAYOFFS				
Year	**Team**	**League**	**GP**	**TOI**	**G**	**A**	**PTS**	**+/-**	**PIM**	**GP**	**G**	**A**	**PTS**	**PIM**
2006-07	Western Michigan	CCHA	37	n/a	24	22	46	n/a	14	…	…	…	…	…
	Wilkes-Barre	AHL	3	n/a	0	0	0	-1	0	2	0	0	0	2
2007-08	Wilkes-Barre	AHL	52	n/a	6	12	18	-2	28	13	0	3	3	0
	Wheeling	ECHL	6	n/a	1	2	3	0	4	…	…	…	…	…
2008-09	Wilkes-Barre	AHL	73	n/a	24	37	61	12	6	12	2	8	10	4
2009-10	Pittsburgh	NHL	10	9:37	1	0	1	-2	2	4	0	1	1	0
	Wilkes-Barre	AHL	63	n/a	21	34	55	21	21	4	0	3	3	0
2010-11	Pittsburgh	NHL	64	14:15	14	13	27	4	13	7	0	1	1	0
2011-12	Pittsburgh	NHL	11	12:50	0	1	1	-6	2	…	…	…	…	…
	Columbus	NHL	51	16:15	11	13	24	-3	6	…	…	…	…	…
2012-13	Columbus	NHL	46	16:30	13	14	27	7	10	…	…	…	…	…
CBJ Totals			**97**	**16:22**	**24**	**27**	**51**	**4**	**16**	**…**	**…**	**…**	**…**	**…**
NHL Totals			**182**	**15:03**	**39**	**41**	**80**	**0**	**33**	**11**	**0**	**2**	**2**	**0**
AHL Totals			**191**	**…**	**51**	**83**	**134**	**30**	**55**	**31**	**2**	**14**	**16**	**6**
ECHL Totals			**3**	**…**	**1**	**2**	**3**	**0**	**4**	**…**	**…**	**…**	**…**	**…**
NCAA Totals			**37**	**…**	**24**	**22**	**46**	**…**	**14**	**…**	**…**	**…**	**…**	**…**

55 / MARK LETESTU, C — GAME-BY-GAME STATISTICS

Date	OPP	G	A	P	+/-	PIM	S	S%	MN	MJ	MS	GMS	MP	PS	PP	SH	GW	TOI
19 Jan '13	NSH								DID NOT DRESS									
21 Jan ’13	DET								DID NOT DRESS									
23 Jan '13	PHX	0	0	0	0	0	0	-	0	0	0	0	0	0	0	0	N	14:12
24 Jan '13	COL	0	0	0	-1	0	0	-	0	0	0	0	0	0	0	0	N	12:58
26 Jan '13	CHI	1	0	1	0	2	2	50	1	0	0	0	0	0	0	0	N	8:04
28 Jan '13	DAL	0	0	0	0	0	2	0	0	0	0	0	0	0	0	0	N	8:19
29 Jan '13	MIN	1	0	1	1	0	2	50	0	0	0	0	0	0	0	0	N	16:11
31 Jan '13	STL	0	0	0	-1	0	3	0	0	0	0	0	0	0	0	0	N	12:03
02 Feb '13	DET	1	0	1	0	2	2	50	1	0	0	0	0	0	0	1	N	15:31
05 Feb '13	LAK	0	1	1	1	0	2	0	0	0	0	0	0	0	0	0	N	14:24
07 Feb '13	CGY	1	1	2	2	0	2	50	0	0	0	0	0	0	1	0	N	16:28
10 Feb '13	EDM	0	0	0	-1	0	1	0	0	0	0	0	0	0	0	0	N	13:55
11 Feb '13	SJS	1	0	1	1	0	4	25	0	0	0	0	0	0	0	0	N	15:36
15 Feb '13	LAK	0	0	0	0	0	0	-	0	0	0	0	0	0	0	0	N	13:43
16 Feb '13	PHX	0	0	0	-2	0	0	-	0	0	0	0	0	0	0	0	N	18:42
18 Feb '13	ANA	0	1	1	1	2	0	-	1	0	0	0	0	0	0	0	N	17:28
21 Feb '13	DET	0	0	0	0	0	3	0	0	0	0	0	0	0	0	0	N	20:31
23 Feb '13	STL	0	0	0	0	0	2	0	0	0	0	0	0	0	0	0	N	18:38
24 Feb '13	CHI	0	0	0	-1	0	2	0	0	0	0	0	0	0	0	0	N	14:40
26 Feb '13	DAL	0	2	2	2	0	3	0	0	0	0	0	0	0	0	0	N	19:45
01 Mar '13	CHI	0	1	1	0	0	2	0	0	0	0	0	0	0	0	0	N	19:19
03 Mar '13	COL	0	1	1	0	0	3	0	0	0	0	0	0	0	0	0	N	17:41
05 Mar '13	EDM	0	1	1	-1	0	0	-	0	0	0	0	0	0	0	0	N	18:24
07 Mar '13	VAN	0	0	0	1	0	2	0	0	0	0	0	0	0	0	0	N	19:21
09 Mar '13	DET	0	0	0	0	0	2	0	0	0	0	0	0	0	0	0	N	18:52
10 Mar '13	DET	0	0	0	-1	0	1	0	0	0	0	0	0	0	0	0	N	21:10
12 Mar '13	VAN	1	0	1	0	0	4	25	0	0	0	0	0	0	0	0	N	17:37
14 Mar '13	CHI	0	0	0	0	0	3	0	0	0	0	0	0	0	0	0	N	15:15
16 Mar '13	PHX	0	0	0	0	0	0	-	0	0	0	0	0	0	0	0	N	19:58
19 Mar '13	NSH	1	1	2	1	0	4	25	0	0	0	0	0	0	0	0	N	13:33
22 Mar '13	CGY	0	0	0	1	0	1	0	0	0	0	0	0	0	0	0	N	17:46
23 Mar '13	NSH	0	0	0	0	0	1	0	0	0	0	0	0	0	0	0	N	15:48
26 Mar '13	VAN	0	0	0	0	0	2	0	0	0	0	0	0	0	0	0	N	20:12
28 Mar '13	EDM	0	0	0	-1	0	5	0	0	0	0	0	0	0	0	0	N	17:33
29 Mar '13	CGY	1	1	2	2	2	3	33	1	0	0	0	0	0	0	1	N	16:20
31 Mar '13	ANA	1	1	2	2	0	2	50	0	0	0	0	0	0	0	0	Y	20:21
04 Apr '13	NSH	0	0	0	-1	2	3	0	1	0	0	0	0	0	0	0	N	13:32
05 Apr '13	STL	0	0	0	0	0	3	0	0	0	0	0	0	0	0	0	N	10:35
07 Apr '13	MIN	0	0	0	0	0	2	0	0	0	0	0	0	0	0	0	N	19:31
09 Apr '13	SJS	0	1	1	1	0	0	-	0	0	0	0	0	0	0	0	N	18:09
12 Apr '13	STL	0	1	1	2	0	2	0	0	0	0	0	0	0	0	0	N	15:11
13 Apr '13	MIN	0	0	0	0	0	1	0	0	0	0	0	0	0	0	0	N	21:50
15 Apr '13	COL	1	0	1	1	0	5	20	0	0	0	0	0	0	0	0	N	17:35
17 Apr '13	ANA	0	0	0	-1	0	0	-	0	0	0	0	0	0	0	0	N	17:50
18 Apr '13	LAK	0	0	0	-1	0	1	0	0	0	0	0	0	0	0	0	N	14:52
21 Apr '13	SJS	2	1	3	1	0	3	67	0	0	0	0	0	0	1	0	N	17:53
25 Apr '13	DAL	1	0	1	0	0	5	20	0	0	0	0	0	0	1	0	Y	17:29
27 Apr '13	NSH	0	0	0	-1	0	2	0	0	0	0	0	0	0	0	0	N	14:58
Totals:		**13**	**14**	**27**	**7**	**10**	**92**	**14**	**5**	**0**	**0**	**0**	**0**	**0/0**	**3**	**2**	**2**	**759:43**

24 / DEREK MacKENZIE, CENTER (DAIR-ihk muh-KEHN-zee)



HEIGHT: 5-11 WEIGHT: 180
SHOOTS: LEFT
BORN: JUNE 11, 1981 (SUDBURY, ONTARIO)

2012-13 STATISTICS

GP	G	A	PTS	+/-	PIM	PP	SH	GW	Shots	SPct.	TOI	Hits	GvA	TkA	BkShots
43	3	5	8	1	36	0	0	0	33	9.1	10:20	122	5	12	19

2012-13 Season

- Spent his sixth season in the Blue Jackets organization and 12th in professional hockey
- Finished with a positive plus/minus rating for the fourth consecutive season
- Led the Blue Jackets in hits (122) and face-off winning pct. (59.4)
- Registered fifth career multi-point game (0-2-2) on Mar. 22 vs. Calgary
- Scored a goal and recorded his sixth career fighting major on Feb. 16 at Phoenix (opponent: Chris Summers)
- Skated in 200th game of his NHL career on Feb. 21 at Detroit
- **Games lost to injury:** 3… **Multi-point (goal) games:** 1 (0)… **Most Points:** 2 – Mar. 22 vs. Calgary… **Most Goals:** 1 (3x) – Mar. 5 vs. Edmonton, most recent… **Most Assists:** 2 – Mar. 22 vs. Calgary… **Most PIM:** 7 (2x) – Feb. 16 at Phoenix, most recent … **Most Shots:** 3 – Mar. 29 at Calgary… **TOI:** 13:57– Feb. 21 at Detroit

Career Highlights

- Led the Jackets in plus/minus rating (+14) and set the franchise record for plus/minus rating among forwards
- Played the 100th game of his NHL career Feb. 11, 2011 vs. Colorado
- Recorded the first multi-goal game and first game-winning goal of his NHL career Mar. 12, 2011 at Carolina
- Led the AHL in shorthanded goals (5-tied) in 2006-07 and 2009-10
- Played the 500th game of his AHL career Apr. 4, 2009 vs. Rochester
- Helped Chicago (AHL) reach the Calder Cup Final in 2004-05 and win the Calder Cup in 2001-02
- Played four seasons (1997-2001) with Sudbury (OHL)
- Ranked sixth in the OHL in points and won the league's Face-off Award (67 pct.) in 2000-01
- Represented Canada at the 2001 World Junior Championships (bronze medal)
- **Drafted:** Atlanta's sixth pick, 128th overall, in the 1999 NHL Draft
- **Acquired:** Signed as a free agent on July 11, 2007

CAREER STATISTICS

			REGULAR SEASON							PLAYOFFS				
Year	**Team**	**League**	**GP**	**TOI**	**G**	**A**	**PTS**	**+/-**	**PIM**	**GP**	**G**	**A**	**PTS**	**PIM**
1997-98	Sudbury	OHL	59	n/a	9	11	20	n/a	26	…	…	…	…	…
1998-99	Sudbury	OHL	68	n/a	22	65	87	n/a	74	4	2	4	6	2
1999-00	Sudbury	OHL	68	n/a	24	33	57	1	110	12	5	9	14	16
2000-01	Sudbury	OHL	62	n/a	40	49	89	25	89	12	6	8	14	16
2001-02	Atlanta	NHL	1	13:51	0	0	0	-1	2	…	…	…	…	…
	Chicago	AHL	68	n/a	13	12	25	0	80	25	4	2	6	20
2002-03	Chicago	AHL	80	n/a	14	18	32	14	97	9	0	0	0	4
2003-04	Atlanta	NHL	12	6:38	0	1	1	0	10	…	…	…	…	…
	Chicago	AHL	63	n/a	19	16	35	8	67	10	7	1	8	13
2004-05	Chicago	AHL	78	n/a	13	20	33	5	87	18	5	6	11	33
2005-06	Atlanta	NHL	11	6:32	0	1	1	0	8	…	…	…	…	…
	Chicago	AHL	36	n/a	10	12	22	-3	48	…	…	…	…	…
2006-07	Atlanta	NHL	4	4:59	0	0	0	1	0	…	…	…	…	…
	Chicago	AHL	52	n/a	14	23	37	14	62	…	…	…	…	…
2007-08	Syracuse	AHL	62	n/a	25	24	49	6	46	13	6	8	14	22
	Columbus	NHL	17	7:46	2	0	2	-2	8	…	…	…	…	…
2008-09	Columbus	NHL	1	7:15	0	0	0	-1	2	…	…	…	…	…
	Syracuse	AHL	64	n/a	22	30	52	0	50	…	…	…	…	…
2009-10	Columbus	NHL	18	8:41	1	3	4	3	0	…	…	…	…	…
	Syracuse	AHL	47	n/a	17	30	47	-4	30	…	…	…	…	…
2010-11	Columbus	NHL	63	10:50	9	14	23	14	22	…	…	…	…	…
2011-12	Columbus	NHL	66	10:30	7	7	14	4	40	…	…	…	…	…
2012-13	Columbus	NHL	43	10:20	3	5	8	1	36	…	…	…	…	…
CBJ Totals			**208**	**10:11**	**22**	**29**	**51**	**19**	**108**	**…**	**…**	**…**	**…**	**…**
NHL Totals			**193**	**9:37**	**19**	**26**	**45**	**18**	**92**	**…**	**…**	**…**	**…**	**…**
AHL Totals			**550**	**…**	**147**	**185**	**332**	**40**	**567**	**75**	**22**	**17**	**39**	**92**
OHL Totals			**257**	**…**	**95**	**158**	**253**	**…**	**299**	**28**	**13**	**21**	**34**	**34**

24 / DEREK MacKENZIE, C — GAME-BY-GAME STATISTICS

Date	OPP	G	A	P	+/-	PIM	S	S%	MN	MJ	MS	GMS	MP	PS	PP	SH	GW	TOI
19 Jan '13	NSH	0	0	0	0	0	1	0	0	0	0	0	0	0	0	0	N	10:46
21 Jan '13	DET	0	0	0	0	2	2	0	1	0	0	0	0	0	0	0	N	5:59
23 Jan '13	PHX								DID NOT DRESS									
24 Jan '13	COL	0	0	0	-1	0	2	0	0	0	0	0	0	0	0	0	N	9:22
26 Jan '13	CHI	0	0	0	-1	0	0	-	0	0	0	0	0	0	0	0	N	6:58
28 Jan '13	DAL								DID NOT DRESS									
29 Jan '13	MIN	0	0	0	1	0	0	-	0	0	0	0	0	0	0	0	N	10:10
31 Jan '13	STL	0	0	0	-1	7	1	0	1	1	0	0	0	0	0	0	N	7:51
02 Feb '13	DET	0	0	0	0	0	0	-	0	0	0	0	0	0	0	0	N	11:30
05 Feb '13	LAK	1	0	1	1	0	1	100	0	0	0	0	0	0	0	0	N	8:57
07 Feb '13	CGY	0	0	0	0	2	1	0	1	0	0	0	0	0	0	0	N	8:30
10 Feb '13	EDM	0	0	0	0	0	1	0	0	0	0	0	0	0	0	0	N	10:19
11 Feb '13	SJS	0	1	1	1	0	2	0	0	0	0	0	0	0	0	0	N	11:48
15 Feb '13	LAK	0	0	0	0	0	1	0	0	0	0	0	0	0	0	0	N	11:23
16 Feb '13	PHX	1	0	1	1	7	1	100	1	1	0	0	0	0	0	0	N	11:11
18 Feb '13	ANA	0	0	0	0	0	0	-	0	0	0	0	0	0	0	0	N	10:29
21 Feb '13	DET	0	0	0	1	2	1	0	1	0	0	0	0	0	0	0	N	13:57
23 Feb '13	STL	0	0	0	0	0	0	-	0	0	0	0	0	0	0	0	N	11:52
24 Feb '13	CHI	0	0	0	0	0	0	-	0	0	0	0	0	0	0	0	N	9:15
26 Feb '13	DAL	0	0	0	0	0	1	0	0	0	0	0	0	0	0	0	N	12:18
01 Mar '13	CHI	0	0	0	0	0	0	-	0	0	0	0	0	0	0	0	N	10:32
03 Mar '13	COL	0	0	0	-1	0	0	-	0	0	0	0	0	0	0	0	N	10:28
05 Mar '13	EDM	1	0	1	0	0	1	100	0	0	0	0	0	0	0	0	N	13:33
07 Mar '13	VAN	0	0	0	0	0	0	-	0	0	0	0	0	0	0	0	N	8:05
09 Mar '13	DET	0	0	0	0	0	1	0	0	0	0	0	0	0	0	0	N	10:54
10 Mar '13	DET	0	0	0	0	5	2	0	0	1	0	0	0	0	0	0	N	11:59
12 Mar '13	VAN									INJURED								
14 Mar '13	CHI									INJURED								
16 Mar '13	PHX									INJURED								
19 Mar '13	NSH	0	0	0	-2	0	0	-	0	0	0	0	0	0	0	0	N	12:06
22 Mar '13	CGY	0	2	2	1	2	0	-	1	0	0	0	0	0	0	0	N	13:01
23 Mar '13	NSH	0	0	0	-1	5	1	0	0	1	0	0	0	0	0	0	N	10:30
26 Mar '13	VAN	0	0	0	0	0	0	-	0	0	0	0	0	0	0	0	N	11:13
28 Mar '13	EDM	0	0	0	-1	0	0	-	0	0	0	0	0	0	0	0	N	9:29
29 Mar '13	CGY	0	0	0	0	0	3	0	0	0	0	0	0	0	0	0	N	10:41
31 Mar '13	ANA	0	0	0	0	0	0	-	0	0	0	0	0	0	0	0	N	8:33
04 Apr '13	NSH	0	0	0	0	0	1	0	0	0	0	0	0	0	0	0	N	9:52
05 Apr '13	STL	0	0	0	0	0	1	0	0	0	0	0	0	0	0	0	N	8:43
07 Apr '13	MIN	0	0	0	0	0	1	0	0	0	0	0	0	0	0	0	N	10:06
09 Apr '13	SJS	0	1	1	1	0	1	0	0	0	0	0	0	0	0	0	N	11:26
12 Apr '13	STL	0	0	0	0	0	0	-	0	0	0	0	0	0	0	0	N	10:58
13 Apr '13	MIN	0	0	0	0	0	1	0	0	0	0	0	0	0	0	0	N	13:11
15 Apr '13	COL	0	1	1	0	0	0	-	0	0	0	0	0	0	0	0	N	12:27
17 Apr '13	ANA	0	0	0	1	0	1	0	0	0	0	0	0	0	0	0	N	8:25
18 Apr '13	LAK	0	0	0	1	2	2	0	1	0	0	0	0	0	0	0	N	10:49
21 Apr '13	SJS	0	0	0	0	2	0	-	1	0	0	0	0	0	0	0	N	6:43
25 Apr '13	DAL	0	0	0	0	0	1	0	0	0	0	0	0	0	0	0	N	10:04
27 Apr '13	NSH	0	0	0	0	0	1	0	0	0	0	0	0	0	0	0	N	8:11
Totals:		**3**	**5**	**8**	**1**	**36**	**33**	**9**	**8**	**4**	**0**	**0**	**0**	**0/0**	**0**	**0**	**0**	**444:34**

6 / NIKITA NIKITIN, DEFENSE (nih-KEE-tuh nih-KEE-tuhn)



HEIGHT: 6-3 WEIGHT: 217
SHOOTS: LEFT
BORN: JUNE 16, 1986 (OMSK, RUSSIA)

2012-13 STATISTICS

GP	G	A	PTS	+/-	PIM	PP	SH	GW	Shots	SPct.	TOI	Hits	GvA	TkA	BkShots
38	3	6	9	2	17	1	0	0	60	5.0	21:11	31	18	11	56

2012-13 Season

- Recorded 50th career NHL point (assist) on Mar. 31 vs. Anaheim
- Tied career high with three-game point streak (0-3-3) from Mar. 28-31
- Dished out a season-high four hits on Mar. 1 at Chicago and Jan. 23 at Phoenix
- Registered first career fighting major on Mar. 1 at Chicago (opponent: Dan Carcillo)
- Matched career-high with +3 rating on Feb. 11 vs. San Jose
- Set a career high with seven shots on goal on Feb. 7 vs. Calgary
- **Games lost to injury:** 10… **Multi-point (goal) games:** 0 (0)… **Most Points:** 1 (9x) – Mar. 31 vs. Anaheim, most recent… **Most Goals:** 1 (3x) – Mar. 19 vs. Nashville, most recent… **Most Assists:** 1 (6x) – Mar. 31 vs. Anaheim, most recent… **Most PIM:** 7 – Mar. 1 at Chicago… **Most Shots:** 7 – Feb. 7 vs. Calgary… **TOI:** 27:53 – Feb. 7 vs. Calgary

Career Highlights

- Set career highs in goals, assists, points, penalty minutes, power play goals (3), game-winning goals (3), shots (103), time on ice and games played in 2011-12
- Ranked second among Blue Jackets defensemen in goals, assists and points
- Scored the game-winning goal in back-to-back games Mar. 1-3, 2012 for the first time in his NHL career
- Registered the first multi-goal game of his NHL career (including the game-winning goal) and added an assist to match a single game career high in points with 2-1-3 Mar. 30, 2012 vs. Florida
- Played the 100th game of his NHL career Apr. 3, 2012 at Phoenix
- Played his first season in North America with St. Louis and Peoria (AHL) in 2010-11 after spending six seasons (2004-10) in Russia
- Recorded the first multi-point game of his NHL career with 0-2-2 and was +3 Mar. 30, 2011 at Detroit
- Ranked second among Avangard Omsk (KHL) defensemen in points and plus/minus rating
- Led Avangard Omsk (Russia) in penalty minutes in 2006-07
- Represented Russia at the 2012 World Championships (gold medal) and at the 2006 World Junior Championships (silver medal)
- **Drafted:** St. Louis' fifth pick, 136th overall, in the 2004 NHL Draft
- **Acquired:** From St. Louis in exchange for Kris Russell on Nov. 11, 2011

CAREER STATISTICS

			REGULAR SEASON							PLAYOFFS				
Year	**Team**	**League**	**GP**	**TOI**	**G**	**A**	**PTS**	**+/-**	**PIM**	**GP**	**G**	**A**	**PTS**	**PIM**
2004-05	Omsk 2	Russia-3	31	n/a	3	8	11	n/a	20	…	…	…	…	…
	Avangard Omsk	Russia	12	n/a	0	0	0	n/a	2	3	0	0	0	0
2005-06	Avangard Omsk	Russia	43	n/a	1	2	3	n/a	22	13	1	2	3	6
	Omsk 2	Russia-3	1	n/a	0	0	0	n/a	0	…	…	…	…	…
2006-07	Avangard Omsk	Russia	54	n/a	1	15	16	8	99	9	0	4	4	35
2007-08	Avangard Omsk	Russia	57	n/a	3	11	14	-3	48	4	0	1	1	2
2008-09	Avangard Omsk	KHL	53	n/a	4	11	15	7	28	9	1	2	3	8
2009-10	Avangard Omsk	KHL	43	n/a	4	9	13	-3	14	3	0	0	0	0
2010-11	St. Louis	NHL	41	16:23	1	8	9	1	10	…	…	…	…	…
	Peoria	AHL	22	n/a	3	11	14	1	12	…	…	…	…	…
2011-12	St. Louis	NHL	7	20:14	0	0	0	-5	4	…	…	…	…	…
	Columbus	NHL	54	23:34	7	25	32	-5	14	…	…	…	…	…
2012-13	Avangard Omsk	KHL	33	n/a	2	12	14	13	8	…	…	…	…	…
	Columbus	NHL	38	21:11	3	6	9	2	17	…	…	…	…	…
CBJ Totals			**92**	**22:36**	**10**	**31**	**41**	**-3**	**31**	**…**	**…**	**…**	**…**	**…**
NHL Totals			**140**	**20:40**	**11**	**39**	**50**	**-7**	**45**	**…**	**…**	**…**	**…**	**…**
AHL Totals			**22**	**…**	**3**	**11**	**14**	**1**	**12**	**…**	**…**	**…**	**…**	**…**
Russia/KHL Totals			**295**	**…**	**15**	**60**	**75**	**22**	**221**	**41**	**2**	**9**	**11**	**51**

Date	OPP	G	A	P	+/-	PIM	S	S%	MN	MJ	MS	GMS	MP	PS	PP	SH	GW	TOI
19 Jan '13	NSH	0	1	1	1	0	2	0	0	0	0	0	0	0	0	0	N	23:14
21 Jan '13	DET	0	1	1	-3	0	2	0	0	0	0	0	0	0	0	0	N	25:12
23 Jan '13	PHX	0	0	0	-1	0	1	0	0	0	0	0	0	0	0	0	N	19:42
24 Jan '13	COL	0	0	0	-1	0	5	0	0	0	0	0	0	0	0	0	N	21:41
26 Jan '13	CHI	0	0	0	1	0	1	0	0	0	0	0	0	0	0	0	N	19:59
28 Jan '13	DAL	0	0	0	1	6	2	0	3	0	0	0	0	0	0	0	N	22:16
29 Jan '13	MIN	0	0	0	-1	0	0	-	0	0	0	0	0	0	0	0	N	14:49
31 Jan '13	STL									INJURED								
02 Feb '13	DET									INJURED								
05 Feb '13	LAK									INJURED								
07 Feb '13	CGY	0	0	0	-2	0	7	0	0	0	0	0	0	0	0	0	N	27:53
10 Feb '13	EDM	0	0	0	0	0	4	0	0	0	0	0	0	0	0	0	N	26:06
11 Feb '13	SJS	1	0	1	3	0	2	50	0	0	0	0	0	0	0	0	N	19:21
15 Feb '13	LAK	0	0	0	0	0	1	0	0	0	0	0	0	0	0	0	N	24:05
16 Feb '13	PHX	0	0	0	-1	0	1	0	0	0	0	0	0	0	0	0	N	24:24
18 Feb '13	ANA	0	0	0	0	0	3	0	0	0	0	0	0	0	0	0	N	21:35
21 Feb '13	DET	0	0	0	0	0	1	0	0	0	0	0	0	0	0	0	N	22:19
23 Feb '13	STL	0	0	0	0	2	4	0	1	0	0	0	0	0	0	0	N	22:54
24 Feb '13	CHI	0	0	0	-1	0	3	0	0	0	0	0	0	0	0	0	N	20:48
26 Feb '13	DAL	1	0	1	2	0	1	100	0	0	0	0	0	0	0	0	N	24:53
01 Mar '13	CHI	0	0	0	-2	7	0	-	1	1	0	0	0	0	0	0	N	25:25
03 Mar '13	COL	0	0	0	-1	0	1	0	0	0	0	0	0	0	0	0	N	14:30
05 Mar '13	EDM									INJURED								
07 Mar '13	VAN	0	0	0	0	0	1	0	0	0	0	0	0	0	0	0	N	19:17
09 Mar '13	DET	0	0	0	2	0	3	0	0	0	0	0	0	0	0	0	N	21:18
10 Mar '13	DET	0	0	0	0	0	1	0	0	0	0	0	0	0	0	0	N	23:11
12 Mar '13	VAN	0	0	0	0	0	2	0	0	0	0	0	0	0	0	0	N	21:12
14 Mar '13	CHI									INJURED								
16 Mar '13	PHX	0	0	0	0	0	0	-	0	0	0	0	0	0	0	0	N	21:06
19 Mar '13	NSH	1	0	1	0	0	4	25	0	0	0	0	0	0	1	0	N	21:43
22 Mar '13	CGY	0	1	1	0	0	0	-	0	0	0	0	0	0	0	0	N	20:47
23 Mar '13	NSH	0	0	0	1	0	1	0	0	0	0	0	0	0	0	0	N	21:45
26 Mar '13	VAN	0	0	0	0	0	2	0	0	0	0	0	0	0	0	0	N	25:04
28 Mar '13	EDM	0	1	1	-1	0	0	-	0	0	0	0	0	0	0	0	N	19:26
29 Mar '13	CGY	0	1	1	1	0	1	0	0	0	0	0	0	0	0	0	N	24:19
31 Mar '13	ANA	0	1	1	1	0	0	-	0	0	0	0	0	0	0	0	N	18:46
04 Apr '13	NSH	0	0	0	0	0	2	0	0	0	0	0	0	0	0	0	N	19:03
05 Apr '13	STL	0	0	0	0	0	0	-	0	0	0	0	0	0	0	0	N	14:46
07 Apr '13	MIN									INJURED								
09 Apr '13	SJS	0	0	0	1	0	1	0	0	0	0	0	0	0	0	0	N	19:58
12 Apr '13	STL	0	0	0	0	0	1	0	0	0	0	0	0	0	0	0	N	18:04
13 Apr '13	MIN	0	0	0	1	0	0	-	0	0	0	0	0	0	0	0	N	21:13
15 Apr '13	COL	0	0	0	1	2	0	-	1	0	0	0	0	0	0	0	N	19:03
17 Apr '13	ANA	0	0	0	0	0	0	-	0	0	0	0	0	0	0	0	N	14:23
18 Apr '13	LAK									INJURED								
21 Apr '13	SJS									INJURED								
25 Apr '13	DAL									INJURED								
27 Apr '13	NSH									INJURED								
Totals:		**3**	**6**	**9**	**2**	**17**	**60**	**5**	**6**	**1**	**0**	**0**	**0**	**0/0**	**1**	**0**	**0**	**805:30**

22 / VINNY PROSPAL, LEFT WING (VIH-nee PRAWS-puhl)

HEIGHT: 6-2 WEIGHT: 191
SHOOTS: LEFT
BORN: FEBRUARY 17, 1975 (CESKE BUDEJOVICE, CZECH REPUBLIC)

2012-13 STATISTICS

GP	G	A	PTS	+/-	PIM	PP	SH	GW	Shots	SPct.	TOI	Hits	GvA	TkA	BkShots
48	12	18	30	3	32	4	0	2	85	14.1	16:31	37	11	25	18

2012-13 Season

- Led the Blue Jackets in scoring with 12-18-30 in his second season with the club; second time in his career that he's led his team in scoring (2002-03, Tampa Bay)
- Recorded the 160th multi-point game of his NHL career on Apr. 21 at San Jose
- Skated in his 1,100th career NHL game on Apr. 9 vs. San Jose
- Tallied his 500th career NHL assist on Mar. 19 vs. Nashville
- Moved into fourth place on the all-time NHL scoring list among Czech-born players with his 748th career point (goal) on Mar. 5 vs. Edmonton
- Scored his 250th career NHL goal on Mar. 1 at Chicago
- **Games lost to injury:** 0… **Multi-point (goal) games:** 6 (0)… **Most Points:** 3 – Mar. 19 vs. Nashville… **Most Goals:** 1 (12x) – Apr. 21 at San Jose, most recent… **Most Assists:** 3 – Mar. 19 vs. Nashville… **Most PIM:** 10 – Mar. 9 vs. Detroit **Most Shots:** 6 – Feb/ 2 vs. Detroit… **TOI:** 19:26 – Mar. 7 vs. Vancouver

Career Highlights

- Was one of two Blue Jackets to play in all 82 games in 2011-12
- Led the club in assists and was second in points and multi-point games (11-tied), third in goals (16) and time on ice among forwards (17:53)
- Made his Blue Jackets debut and had 1-1-2 Oct. 7, 2011 vs. Nashville
- Played the 1,000th game of his NHL career Nov. 25, 2011 vs. Buffalo
- Registered the 700th point of his NHL career Dec. 1, 2011 at Calgary
- Ranked second on NY Rangers in assists and points in 2009-10
- Recorded the 200th goal of his NHL career Oct. 14, 2009 vs. Los Angeles
- Notched the 600th point of his NHL career Oct. 3, 2009 vs. Ottawa
- Tallied the 400th assist of his NHL career Mar. 7, 2009 vs. Toronto
- Split 2007-08 season between Tampa Bay and Philadelphia and led the Flyers in goals and ranked third in assists and points
- Notched the 500th point of his NHL career with Tampa Bay Nov. 8, 2007 at Carolina
- Recorded the 300th assist of his NHL career Oct. 29, 2006 at San Jose
- Posted 8-13-21 during a career-best 13-game point streak Oct. 26-Nov. 20, 2005
- Skated in the 500th game of his NHL career Dec. 21, 2003 vs. San Jose
- Led Tampa Bay in assists and points in 2002-03
- Represented the Czech Republic at the 2006 Winter Olympics in Turin, Italy and led the team (tied) in goals and was third in points
- Also represented the Czech Republic at the 2005 World Championships (gold medal, scored the game-winning goal in the gold medal game vs. Canada), 2004 World Championships, 2000 World Championships (gold medal), 1995 World Junior Championships and 1994 World Junior Championships
- **Drafted:** Philadelphia's second pick, 71st overall, in the 1993 NHL Draft
- **Acquired:** Signed as a free agent on July 23, 2011

CAREER STATISTICS

			REGULAR SEASON							PLAYOFFS				
Year	**Team**	**League**	**GP**	**TOI**	**G**	**A**	**PTS**	**+/-**	**PIM**	**GP**	**G**	**A**	**PTS**	**PIM**
1993-94	Hershey	AHL	55	n/a	14	21	35	n/a	38	2	0	0	0	2
1994-95	Hershey	AHL	69	n/a	13	32	45	n/a	36	2	1	0	1	4
1995-96	Hershey	AHL	68	n/a	15	36	51	n/a	59	5	2	4	6	2
1996-97	Philadelphia	NHL	18	n/a	5	10	15	3	4	5	1	3	4	4
	Philadelphia	AHL	63	n/a	32	63	95	n/a	70	…	…	…	…	…
1997-98	Philadelphia	NHL	41	12:04	5	13	18	-10	17	…	…	…	…	…
	Ottawa	NHL	15	14:49	1	6	7	-1	4	6	0	0	0	0
1998-99	Ottawa	NHL	79	13:02	10	26	36	8	58	4	0	0	0	0
1999-00	Ottawa	NHL	79	16:26	22	33	55	-2	40	6	0	4	4	4
2000-01	Ottawa	NHL	40	12:56	1	12	13	1	12	…	…	…	…	…
	Florida	NHL	34	16:35	4	12	16	-2	10	…	…	…	…	…
2001-02	Tampa Bay	NHL	81	17:31	18	37	55	-11	38	…	…	…	…	…
2002-03	Tampa Bay	NHL	80	18:22	22	57	79	9	53	11	4	2	6	8
2003-04	Anaheim	NHL	82	18:37	19	35	54	-9	54	…	…	…	…	…
2004-05	Ceske Budejovice	Czech-2	39	n/a	28	60	88	1	82	16	15	15	30	32
2005-06	Tampa Bay	NHL	81	19:10	25	55	80	-3	50	5	0	2	2	0
	Czech Republic	Olympics	8	n/a	4	2	6	-1	2	…	…	…	…	…
2006-07	Tampa Bay	NHL	82	19:03	14	41	55	-24	36	6	1	4	5	4
2007-08	Tampa Bay	NHL	62	19:59	29	28	57	-7	39	…	…	…	…	…
	Philadelphia	NHL	18	17:14	4	10	14	7	6	17	3	10	13	6
2008-09	Tampa Bay	NHL	82	17:40	19	26	45	-20	52	…	…	…	…	…
2009-10	NY Rangers	NHL	75	20:06	20	38	58	8	32	…	…	…	…	…
2010-11	NY Rangers	NHL	29	15:19	9	14	23	4	8	5	1	0	1	0
2011-12	Columbus	NHL	82	17:53	16	39	55	-11	36	…	…	…	…	…
2012-13	Ceske Budejovice HC	Czech	19	n/a	9	14	23	5	46	…	…	…	…	…
	Columbus	NHL	48	16:31	12	18	30	3	32	…	…	…	…	…
CBJ Totals			**130**	**17:23**	**28**	**57**	**85**	**-8**	**68**	**…**	**…**	**…**	**…**	**…**
NHL Totals			**1108**	**17:35**	**255**	**510**	**765**	**-57**	**581**	**65**	**10**	**25**	**35**	**26**
AHL Totals			**255**	**…**	**74**	**152**	**226**	**…**	**203**	**9**	**3**	**4**	**7**	**8**

22 / VINNY PROSPAL, LW — GAME-BY-GAME STATISTICS

Date	OPP	G	A	P	+/-	PIM	S	S%	MN	MJ	MS	GMS	MP	PS	PP	SH	GW	TOI
19 Jan '13	NSH	0	1	1	0	0	4	0	0	0	0	0	0	0	0	0	N	17:45
21 Jan '13	DET	1	0	1	0	0	2	50	0	0	0	0	0	0	1	0	N	15:37
23 Jan '13	PHX	0	0	0	-2	0	3	0	0	0	0	0	0	0	0	0	N	15:22
24 Jan '13	COL	0	0	0	-2	0	2	0	0	0	0	0	0	0	0	0	N	18:03
26 Jan '13	CHI	0	0	0	-2	0	0	-	0	0	0	0	0	0	0	0	N	17:29
28 Jan '13	DAL	1	0	1	1	0	2	50	0	0	0	0	0	0	0	0	Y	17:13
29 Jan '13	MIN	0	0	0	-1	0	1	0	0	0	0	0	0	0	0	0	N	18:06
31 Jan '13	STL	0	0	0	0	2	1	0	1	0	0	0	0	0	0	0	N	14:28
02 Feb '13	DET	0	0	0	-1	0	6	0	0	0	0	0	0	0	0	0	N	14:10
05 Feb '13	LAK	0	0	0	-1	2	1	0	1	0	0	0	0	0	0	0	N	14:24
07 Feb '13	CGY	1	1	2	2	0	1	100	0	0	0	0	0	0	0	0	N	13:54
10 Feb '13	EDM	0	0	0	-1	2	2	0	1	0	0	0	0	0	0	0	N	15:41
11 Feb '13	SJS	1	0	1	1	0	2	50	0	0	0	0	0	0	1	0	N	13:37
15 Feb '13	LAK	0	0	0	0	0	0	-	0	0	0	0	0	0	0	0	N	16:11
16 Feb '13	PHX	0	1	1	1	2	0	-	1	0	0	0	0	0	0	0	N	13:52
18 Feb '13	ANA	1	0	1	1	0	1	100	0	0	0	0	0	0	0	0	N	16:48
21 Feb '13	DET	1	0	1	2	0	1	100	0	0	0	0	0	0	0	0	Y	15:33
23 Feb '13	STL	0	0	0	-1	0	1	0	0	0	0	0	0	0	0	0	N	17:14
24 Feb '13	CHI	0	0	0	0	2	1	0	1	0	0	0	0	0	0	0	N	14:53
26 Feb '13	DAL	0	1	1	2	0	2	0	0	0	0	0	0	0	0	0	N	19:10
01 Mar '13	CHI	1	0	1	0	0	5	20	0	0	0	0	0	0	0	0	N	18:38
03 Mar '13	COL	1	0	1	-1	0	4	25	0	0	0	0	0	0	1	0	N	19:13
05 Mar '13	EDM	1	1	2	0	0	4	25	0	0	0	0	0	0	1	0	N	17:22
07 Mar '13	VAN	0	0	0	0	0	0	-	0	0	0	0	0	0	0	0	N	19:26
09 Mar '13	DET	0	0	0	0	10	0	-	0	0	1	0	0	0	0	0	N	15:43
10 Mar '13	DET	0	0	0	0	0	3	0	0	0	0	0	0	0	0	0	N	19:04
12 Mar '13	VAN	0	1	1	1	0	3	0	0	0	0	0	0	0	0	0	N	16:58
14 Mar '13	CHI	0	0	0	0	0	1	0	0	0	0	0	0	0	0	0	N	18:29
16 Mar '13	PHX	0	0	0	0	0	4	0	0	0	0	0	0	0	0	0	N	16:30
19 Mar '13	NSH	0	3	3	1	0	0	-	0	0	0	0	0	0	0	0	N	14:54
22 Mar '13	CGY	0	0	0	0	0	1	0	0	0	0	0	0	0	0	0	N	16:32
23 Mar '13	NSH	0	0	0	-1	2	2	0	1	0	0	0	0	0	0	0	N	17:51
26 Mar '13	VAN	0	0	0	0	0	3	0	0	0	0	0	0	0	0	0	N	16:33
28 Mar '13	EDM	0	0	0	-1	0	1	0	0	0	0	0	0	0	0	0	N	18:25
29 Mar '13	CGY	1	1	2	3	0	2	50	0	0	0	0	0	0	0	0	N	15:27
31 Mar '13	ANA	0	1	1	1	0	0	-	0	0	0	0	0	0	0	0	N	17:07
04 Apr '13	NSH	0	0	0	-1	0	4	0	0	0	0	0	0	0	0	0	N	15:05
05 Apr '13	STL	0	1	1	0	4	0	-	2	0	0	0	0	0	0	0	N	14:05
07 Apr '13	MIN	0	0	0	-1	2	1	0	1	0	0	0	0	0	0	0	N	19:05
09 Apr '13	SJS	0	1	1	1	0	2	0	0	0	0	0	0	0	0	0	N	14:54
12 Apr '13	STL	0	1	1	1	2	0	-	1	0	0	0	0	0	0	0	N	14:34
13 Apr '13	MIN	1	1	2	2	0	2	50	0	0	0	0	0	0	0	0	N	18:29
15 Apr '13	COL	0	1	1	1	0	1	0	0	0	0	0	0	0	0	0	N	17:28
17 Apr '13	ANA	0	0	0	-1	0	1	0	0	0	0	0	0	0	0	0	N	16:52
18 Apr '13	LAK	0	0	0	-1	0	2	0	0	0	0	0	0	0	0	0	N	13:46
21 Apr '13	SJS	1	1	2	1	0	2	50	0	0	0	0	0	0	0	0	N	16:07
25 Apr '13	DAL	0	0	0	0	2	1	0	1	0	0	0	0	0	0	0	N	17:25
27 Apr '13	NSH	0	1	1	-1	0	3	0	0	0	0	0	0	0	0	0	N	17:44
Totals:		**12**	**18**	**30**	**3**	**32**	**85**	**14**	**11**	**0**	**1**	**0**	**0**	**0/0**	**4**	**0**	**2**	**793:16**

47 / DALTON PROUT, DEFENSE (DAHL-tuhn PROWT)

HEIGHT: 6-3 WEIGHT: 222
SHOOTS: RIGHT
BORN: MARCH 13, 1990 (LaSALLE, ONTARIO)

2012-13 STATISTICS

GP	G	A	PTS	+/-	PIM	PP	SH	GW	Shots	SPct.	TOI	Hits	GvA	TkA	BkShots
28	1	6	7	15	25	0	0	0	16	6.3	18:31	51	15	6	40

2012-13 Season

- Led Columbus in plus/minus rating (+15) and ranked second among rookie NHL defensemen in the category
- Scored first career NHL goal on Apr. 18 at Los Angeles (opposing goalie: Jonathan Quick)
- Tied Columbus team record by recording a +4 rating on Mar. 29 at Calgary (first Blue Jackets rookie to reach the mark)
- Tallied his first career NHL point (assist, goal by Mark Letestu) and dished out a season-high six hits on Mar. 19 vs. Nashville
- Led Columbus with four blocked shots in his season debut on Mar. 1 at Chicago
- **Games lost to injury:** 0… **Multi-point (goal) games:** 0 (0)… **Most Points:** 1 (7x) – Apr. 27 vs. Nashville, most recent… **Most Goals:** 1 – Apr. 18 at Los Angeles … **Most Assists:** 1 (6x) – Apr. 27 vs. Nashville, most recent … **Most PIM:** 5 (2x) – Mar. 29 at Calgary, most recent… **Most Shots:** 2 (2x) – Apr. 27 vs. Nashville, most recent… **TOI:** 22:33– Apr. 18 at Los Angeles

Career Highlights

- Played his first professional season in 2011-12 and made his NHL debut Mar. 30, 2012 vs. Florida
- Made his pro debut Oct. 7, 2011 at Manchester and notched his first professional point with a goal Oct. 16, 2011 vs. Manchester
- Played five seasons in the OHL with Sarnia, Barrie and Saginaw from 2006-11
- Set career highs in goals, assists and points with 9-22-31 with Barrie and Saginaw in 2010-11
- Ranked second (tied) among Barrie defensemen in goals and was third overall in penalty minutes in 2009-10
- Helped the Colts reach the OHL championship in 2010
- **Drafted:** Columbus' seventh pick, 154th overall, in the 2010 NHL Draft

CAREER STATISTICS

			REGULAR SEASON							PLAYOFFS				
Year	**Team**	**League**	**GP**	**TOI**	**G**	**A**	**PTS**	**+/-**	**PIM**	**GP**	**G**	**A**	**PTS**	**PIM**
2006-07	Sarnia	OHL	49	n/a	1	2	3	6	36	4	0	0	0	0
2007-08	Sarnia	OHL	32	n/a	0	2	2	-4	43	…	…	…	…	…
	Barrie	OHL	25	n/a	0	3	3	2	39	8	0	2	2	16
2008-09	Barrie	OHL	65	n/a	0	6	6	-11	98	5	0	1	1	10
2009-10	Barrie	OHL	63	n/a	7	14	21	26	121	17	1	6	7	20
2010-11	Barrie	OHL	23	n/a	7	14	21	-8	55	…	…	…	…	…
	Saginaw	OHL	29	n/a	2	8	10	5	46	12	2	0	2	27
2011-12	Columbus	NHL	5	11:47	0	0	0	1	0	…	…	…	…	…
	Springfield	AHL	62	n/a	4	9	13	-1	54	…	…	…	…	…
2012-13	Columbus	NHL	28	18:31	1	6	7	15	25	…	…	…	…	…
	Springfield	AHL	40	n/a	1	8	9	4	73					
CBJ/NHL Totals			**33**	**11:47**	**1**	**6**	**7**	**16**	**25**	**…**	**…**	**…**	**…**	**…**
AHL Totals			**102**	**…**	**5**	**17**	**22**	**3**	**127**	**…**	**…**	**…**	**…**	**…**
OHL Totals			**286**	**…**	**17**	**49**	**66**	**16**	**438**	**46**	**3**	**9**	**12**	**73**

47 / DALTON PROUT, D — GAME-BY-GAME STATISTICS

Date	OPP	G	A	P	+/-	PIM	S	S%	MN	MJ	MS	GMS	MP	PS	PP	SH	GW	TOI
01 Mar '13	CHI	0	0	0	0	0	1	0	0	0	0	0	0	0	0	0	N	8:58
03 Mar '13	COL	0	0	0	0	5	0	-	0	1	0	0	0	0	0	0	N	14:54
05 Mar '13	EDM	0	0	0	0	2	1	0	1	0	0	0	0	0	0	0	N	19:35
07 Mar '13	VAN	0	0	0	1	0	1	0	0	0	0	0	0	0	0	0	N	17:25
09 Mar '13	DET	0	0	0	2	0	1	0	0	0	0	0	0	0	0	0	N	14:41
10 Mar '13	DET	0	0	0	0	0	0	-	0	0	0	0	0	0	0	0	N	14:29
12 Mar '13	VAN	0	0	0	1	0	1	0	0	0	0	0	0	0	0	0	N	18:54
14 Mar '13	CHI	0	0	0	0	0	0	-	0	0	0	0	0	0	0	0	N	20:31
16 Mar '13	PHX	0	0	0	0	0	1	0	0	0	0	0	0	0	0	0	N	19:11
19 Mar '13	NSH	0	1	1	0	0	0	-	0	0	0	0	0	0	0	0	N	19:30
22 Mar '13	CGY	0	0	0	-1	0	0	-	0	0	0	0	0	0	0	0	N	17:48
23 Mar '13	NSH	0	0	0	0	0	0	-	0	0	0	0	0	0	0	0	N	18:26
26 Mar '13	VAN	0	0	0	0	2	0	-	1	0	0	0	0	0	0	0	N	21:08
28 Mar '13	EDM	0	0	0	0	0	1	0	0	0	0	0	0	0	0	0	N	15:52
29 Mar '13	CGY	0	0	0	4	5	0	-	0	1	0	0	0	0	0	0	N	19:46
31 Mar '13	ANA	0	1	1	1	0	1	0	0	0	0	0	0	0	0	0	N	19:02
04 Apr '13	NSH	0	0	0	0	0	0	-	0	0	0	0	0	0	0	0	N	18:29
05 Apr '13	STL	0	0	0	0	0	1	0	0	0	0	0	0	0	0	0	N	19:43
07 Apr '13	MIN	0	0	0	0	0	0	-	0	0	0	0	0	0	0	0	N	17:36
09 Apr '13	SJS	0	0	0	1	0	1	0	0	0	0	0	0	0	0	0	N	17:12
12 Apr '13	STL	0	0	0	0	2	1	0	1	0	0	0	0	0	0	0	N	20:52
13 Apr '13	MIN	0	1	1	1	2	0	-	1	0	0	0	0	0	0	0	N	17:02
15 Apr '13	COL	0	0	0	2	0	2	0	0	0	0	0	0	0	0	0	N	21:06
17 Apr '13	ANA	0	1	1	2	0	0	-	0	0	0	0	0	0	0	0	N	21:58
18 Apr '13	LAK	1	0	1	1	2	1	100	1	0	0	0	0	0	0	0	N	22:33
21 Apr '13	SJS	0	0	0	-1	0	0	-	0	0	0	0	0	0	0	0	N	21:44
25 Apr '13	DAL	0	1	1	0	5	0	-	0	1	0	0	0	0	0	0	N	18:53
27 Apr '13	NSH	0	1	1	1	0	2	0	0	0	0	0	0	0	0	0	N	21:30
Totals:		**1**	**6**	**7**	**15**	**25**	**16**	**6**	**5**	**3**	**0**	**0**	**0**	**0/0**	**0**	**0**	**0**	**518:48**

51 / FEDOR TYUTIN, DEFENSE (FEH-durhr TOOT-ihn)

HEIGHT: 6-2 WEIGHT: 216
SHOOTS: LEFT
BORN: JULY 19, 1983 (IZHEVSK, RUSSIA)

2012-13 STATISTICS

GP	G	A	PTS	+/-	PIM	PP	SH	GW	Shots	SPct.	TOI	Hits	GvA	TkA	BkShots
48	4	18	22	9	28	0	0	1	56	7.1	24:05	58	19	9	58

2012-13 Season

- Led Blue Jackets in scoring through first third of the season (1-9-10, 16 GP) and finished first among club defensemen in assists (18, first-T on the club) and points (22)
- Scored a goal in his 600th career NHL game on Apr. 13 at Minnesota
- Became highest-scoring defenseman in franchise history by tallying his 134th point (goal) as a Blue Jacket on Mar. 19 vs. Nashville (also the 200th point of his NHL career)
- Has 31-110-141 in 356 games as a Blue Jacket, ranking first in assists and points and second in goals and games played all-time among club defensemen (Rostislav Klesla, 41-92-133 in 515 games)
- Opened season with three-game point streak (1-3-4) from Jan. 19-23
- **Games lost to injury:** 0… **Multi-point (goal) games:** 2 (0)… **Most Points:** 2 (2x) – Feb. 2 vs. Detroit, most recent… **Most Goals:** 1 (4x) – Apr. 17 at Anaheim, most recent… **Most Assists:** 2 (2x) – Feb. 2 vs. Detroit, most recent … **Most PIM:** 2 (14x) – Apr. 17 at Anaheim, most recent… **Most Shots:** 4 (2x) – Mar. 19 vs. Nashville, most recent… **TOI:** 29:37 – Mar. 1 at Chicago

Career Highlights

- Ranked second on Columbus in time on ice, third in penalty minutes and third (tied) among club defensemen in assists in 2011-12
- Played the 500th game of his NHL career Oct. 22, 2011 at Ottawa
- Led all Columbus defensemen in goals (7), assists (20) and points (27) and was tops overall in time on ice average (22:41) in 2010-11
- Led the club in time on ice (23:31) in 2009-10
- Tallied 1-1-2, including the game-winning goal, and was +4 to tie the club record for plus/minus rating Oct. 24, 2009 vs. Anaheim
- Led the club in ice time (23:30), as well as club defensemen in goals, assists and points with 9-25-34 in 82 games in 2008-09
- Played the 300th game of his NHL career Jan. 31, 2009 vs. Dallas
- Led the Rangers and ranked 11th in the NHL in hits (218) in 2007-08
- Tied a career-high with seven shots on goal and played the 200th game of his NHL career Dec. 16, 2007 vs. Phoenix
- Ranked 10th among NHL rookie defensemen in points in 2005-06
- Played the 100th game of his NHL career and had an assist Apr. 13, 2005 at Pittsburgh
- Played one season (2001-02) with Guelph (OHL)
- Was second among team defensemen in goals (19), assists (40) and points (59) and third among OHL defensemen in points in 2001-02
- Represented Russia at the 2010 and 2006 Olympic Games, as well as the 2008 World Championships (gold medal), 2003 World Junior Championships (gold medal), 2002 World Junior Championships (gold medal) and 2001 World Under-18 Championships
- **Drafted:** NY Rangers' second pick, 40th overall, in the 2001 NHL Draft
- **Acquired**: From NY Rangers with Christian Backman in exchange for Nikolai Zherdev and Dan Fritsche July 2, 2008.

CAREER STATISTICS

			REGULAR SEASON							PLAYOFFS				
Year	**Team**	**League**	**GP**	**TOI**	**G**	**A**	**PTS**	**+/-**	**PIM**	**GP**	**G**	**A**	**PTS**	**PIM**
2000-01	St. Petersburg	Russia	34	n/a	2	4	6	n/a	20	…	…	…	…	…
2001-02	Guelph	OHL	53	n/a	19	40	59	17	54	9	2	8	10	8
2002-03	St. Petersburg	Russia	10	n/a	1	1	2	2	16	…	…	…	…	…
	Ak Bars Kazan	Russia	10	n/a	0	0	0	2	8	5	0	0	0	4
2003-04	NY Rangers	NHL	25	20:08	2	5	7	-4	14	…	…	…	…	…
	Hartford	AHL	43	n/a	5	9	14	7	50	16	0	5	5	18
2004-05	Hartford	AHL	13	n/a	2	1	3	0	10	…	…	…	…	…
	St. Petersburg	Russia	35	n/a	5	3	8	-3	24	…	…	…	…	…
2005-06	NY Rangers	NHL	77	20:33	6	19	25	1	58	4	0	1	1	0
	Russia	Olympics	8	n/a	0	1	1	n/a	4	…	…	…	…	…
2006-07	NY Rangers	NHL	66	20:01	2	12	14	-8	44	10	0	5	5	8
2007-08	NY Rangers	NHL	82	20:26	5	15	20	5	43	10	0	3	3	4
2008-09	Columbus	NHL	82	23:30	9	25	34	1	81	4	0	0	0	0
2009-10	Columbus	NHL	80	23:31	6	26	32	-7	49	…	…	…	…	…
	Russia	Olympics	4	14:36	0	2	2	1	2	…	…	…	…	…
2010-11	Columbus	NHL	80	22:41	7	20	27	-12	32	…	…	…	…	…
2011-12	Columbus	NHL	66	24:08	5	21	26	-21	49	…	…	…	…	…
2012-13	Moscow Oblast	KHL	17	n/a	1	2	3	-5	28	…	…	…	…	…
	Columbus	NHL	48	24:05	4	18	22	9	28	…	…	…	…	…
CBJ Totals			**356**	**23:32**	**31**	**110**	**141**	**-30**	**239**	**4**	**0**	**0**	**0**	**0**
NHL Totals			**606**	**22:13**	**46**	**161**	**207**	**-36**	**398**	**28**	**0**	**9**	**9**	**12**
AHL Totals			**56**	**…**	**7**	**10**	**17**	**7**	**60**	**16**	**0**	**5**	**5**	**18**
Russia/KHL Totals			**106**	**…**	**9**	**10**	**19**	**…**	**96**	**5**	**0**	**0**	**0**	**4**
OHL Totals			**53**	**…**	**19**	**40**	**59**	**17**	**54**	**9**	**2**	**8**	**10**	**8**

51 / FEDOR TYUTIN, D — GAME-BY-GAME STATISTICS

Date	OPP	G	A	P	+/-	PIM	S	S%	MN	MJ	MS	GMS	MP	PS	PP	SH	GW	TOI
19 Jan '13	NSH	0	2	2	1	0	4	0	0	0	0	0	0	0	0	0	N	24:57
21 Jan '13	DET	0	1	1	-3	2	1	0	1	0	0	0	0	0	0	0	N	24:40
23 Jan '13	PHX	1	0	1	-1	0	2	50	0	0	0	0	0	0	0	0	N	19:49
24 Jan '13	COL	0	0	0	-1	2	0	-	1	0	0	0	0	0	0	0	N	20:34
26 Jan '13	CHI	0	0	0	-1	0	3	0	0	0	0	0	0	0	0	0	N	20:09
28 Jan '13	DAL	0	1	1	1	0	2	0	0	0	0	0	0	0	0	0	N	22:31
29 Jan '13	MIN	0	0	0	-2	2	2	0	1	0	0	0	0	0	0	0	N	21:23
31 Jan '13	STL	0	0	0	0	0	0	-	0	0	0	0	0	0	0	0	N	20:11
02 Feb '13	DET	0	2	2	1	0	0	-	0	0	0	0	0	0	0	0	N	25:15
05 Feb '13	LAK	0	1	1	1	0	1	0	0	0	0	0	0	0	0	0	N	26:46
07 Feb '13	CGY	0	0	0	-2	0	1	0	0	0	0	0	0	0	0	0	N	29:13
10 Feb '13	EDM	0	1	1	1	0	1	0	0	0	0	0	0	0	0	0	N	25:41
11 Feb '13	SJS	0	1	1	3	0	2	0	0	0	0	0	0	0	0	0	N	20:34
15 Feb '13	LAK	0	0	0	-1	2	2	0	1	0	0	0	0	0	0	0	N	24:25
16 Feb '13	PHX	0	0	0	-2	2	0	-	1	0	0	0	0	0	0	0	N	26:08
18 Feb '13	ANA	0	0	0	0	2	3	0	1	0	0	0	0	0	0	0	N	23:07
21 Feb '13	DET	0	0	0	0	2	0	-	1	0	0	0	0	0	0	0	N	23:54
23 Feb '13	STL	0	0	0	1	0	2	0	0	0	0	0	0	0	0	0	N	26:52
24 Feb '13	CHI	0	0	0	-1	0	3	0	0	0	0	0	0	0	0	0	N	22:03
26 Feb '13	DAL	0	1	1	2	0	1	0	0	0	0	0	0	0	0	0	N	23:54
01 Mar '13	CHI	0	0	0	-1	0	0	-	0	0	0	0	0	0	0	0	N	29:37
03 Mar '13	COL	0	1	1	0	2	2	0	1	0	0	0	0	0	0	0	N	29:10
05 Mar '13	EDM	0	0	0	-1	0	1	0	0	0	0	0	0	0	0	0	N	25:22
07 Mar '13	VAN	0	1	1	1	2	0	-	1	0	0	0	0	0	0	0	N	25:18
09 Mar '13	DET	0	0	0	0	0	0	-	0	0	0	0	0	0	0	0	N	25:49
10 Mar '13	DET	0	1	1	0	0	1	0	0	0	0	0	0	0	0	0	N	28:41
12 Mar '13	VAN	0	0	0	0	0	0	-	0	0	0	0	0	0	0	0	N	27:41
14 Mar '13	CHI	0	0	0	-1	0	2	0	0	0	0	0	0	0	0	0	N	27:24
16 Mar '13	PHX	0	0	0	0	2	1	0	1	0	0	0	0	0	0	0	N	25:39
19 Mar '13	NSH	1	0	1	0	0	4	25	0	0	0	0	0	0	0	0	N	21:02
22 Mar '13	CGY	0	1	1	3	0	0	-	0	0	0	0	0	0	0	0	N	21:57
23 Mar '13	NSH	0	0	0	-1	2	1	0	1	0	0	0	0	0	0	0	N	23:20
26 Mar '13	VAN	0	0	0	0	0	0	-	0	0	0	0	0	0	0	0	N	26:35
28 Mar '13	EDM	0	0	0	1	0	0	-	0	0	0	0	0	0	0	0	N	19:30
29 Mar '13	CGY	0	0	0	-1	0	2	0	0	0	0	0	0	0	0	0	N	24:23
31 Mar '13	ANA	0	0	0	1	2	1	0	1	0	0	0	0	0	0	0	N	23:10
04 Apr '13	NSH	0	1	1	1	0	1	0	0	0	0	0	0	0	0	0	N	22:09
05 Apr '13	STL	0	0	0	1	2	1	0	1	0	0	0	0	0	0	0	N	22:21
07 Apr '13	MIN	0	0	0	0	0	2	0	0	0	0	0	0	0	0	0	N	23:57
09 Apr '13	SJS	0	0	0	1	0	0	-	0	0	0	0	0	0	0	0	N	20:53
12 Apr '13	STL	0	0	0	1	0	0	-	0	0	0	0	0	0	0	0	N	22:22
13 Apr '13	MIN	1	0	1	0	0	1	100	0	0	0	0	0	0	0	0	N	25:13
15 Apr '13	COL	0	1	1	3	0	2	0	0	0	0	0	0	0	0	0	N	22:47
17 Apr '13	ANA	1	0	1	1	2	2	50	1	0	0	0	0	0	0	0	Y	26:11
18 Apr '13	LAK	0	1	1	0	0	0	-	0	0	0	0	0	0	0	0	N	25:35
21 Apr '13	SJS	0	1	1	2	0	0	-	0	0	0	0	0	0	0	0	N	22:44
25 Apr '13	DAL	0	0	0	1	0	0	-	0	0	0	0	0	0	0	0	N	22:49
27 Apr '13	NSH	0	0	0	0	0	2	0	0	0	0	0	0	0	0	0	N	22:50
Totals:		**4**	**18**	**22**	**9**	**28**	**56**	**7**	**14**	**0**	**0**	**0**	**0**	**0/0**	**0**	**0**	**1**	**1,156:35**

18 / R.J. UMBERGER, LEFT WING (AHR-JAY UHM-buhr-guhr)



HEIGHT: 6-2 WEIGHT: 220
SHOOTS: LEFT
BORN: MAY 3, 1982 (PITTSBURGH, PENNSYLVANIA)

2012-13 STATISTICS

GP	G	A	PTS	+/-	PIM	PP	SH	GW	Shots	SPct.	TOI	Hits	GvA	TkA	BkShots
48	8	10	18	3	16	2	0	0	96	8.3	18:29	51	11	22	45

2012-13 Season

- Led all Blue Jackets forwards in blocked shots (45), ranking eighth among all league forwards
- Tallied 2-4-6 in a six-game stretch from Mar. 19-29
- Recorded his 200th point as a Blue Jacket with a goal on Feb. 10 vs. Edmonton
- Dished out a season-high seven hits on Jan. 23 at Phoenix
- **Games lost to injury:** 0… **Multi-point (goal) games:** 2 (0)… **Most Points:** 2 (2x)– Mar. 29 at Calgary, most recent… **Most Goals:** 1 (8x) – Apr. 15 at Colorado, most recent… **Most Assists:** 2 – Mar. 22 vs. Calgary… **Most PIM:** 2 (8x) – Apr. 27 vs. Nashville, most recent… **Most Shots:** 8 – Mar. 5 vs. Edmonton… **TOI:** 22:29 – Feb. 7 vs. Calgary

Career Highlights

- Ranked second on Columbus in goals, power play goals (5-tied), game-winning goals (3-tied), shots on goal (200), shooting pct. (10.0), time on ice among forwards, multi-goal games (4) and multi-point games (11-tied) in 2011-12
- Recorded the first Gordie Howe hat trick of his NHL career with a goal, assist and fight Feb. 21, 2012 vs. San Jose
- Scored the third hat trick of his NHL career Mar. 23, 2012 vs. Carolina
- Played the 500th game of his NHL career Dec. 2, 2011 at Edmonton
- Had franchise record streak of 288-consecutive games played snapped when he missed five games Jan. 13-21, 2012 due to injury (began Oct. 10, 2008)
- Registered 2-2-4 and matched the club record for plus/minus rating (+4) Feb. 5, 2011 vs. Edmonton
- Collected 3-10-13 during a franchise record 10-game point streak Nov. 10-Dec. 1, 2010
- Set a franchise record with assists in eight-straight games Nov. 10-26, 2010 (eight assists)
- Scored a shorthanded goal Oct. 16, 2010 at Minnesota to become the third player in club history to score shorthanded goals in back-to-back games
- His shorthanded goal Oct. 15, 2010 vs. Chicago was the 100th goal of his NHL career
- Scored his second career hat trick, including the game-winning goal, while adding an assist Nov. 30, 2009 vs. St. Louis
- Scored the first playoff goal in Blue Jackets history in Game 1 of the Western Conference Quarterfinals Apr. 16, 2009 at Detroit (Chris Osgood)
- Scored the first home playoff goal in club history in Game 3 of the Western Conference Quarterfinals Apr. 21, 2009 vs. Detroit (Chris Osgood)
- Helped the Flyers advance to the 2008 Eastern Conference Final, leading the club with 10 playoff goals (fourth in NHL)
- Set single-game career highs in goals, assists (tied) and points and scored his first hat trick with 3-2-5 Dec. 11, 2007 vs. Pittsburgh
- Played three seasons (2000-03) at Ohio State University (CCHA) and two (1998-00) with the United States National Development Team
- Named to the NCAA West Second All-American Team, CCHA First All-Star Team and was a finalist for the Hobey Baker Award in 2002-03
- Led the Buckeyes in goals, assists, points, power play goals (9), game-winning goals (8, 2nd in NCAA) and shots (217) in 2002-03
- Was named to the Academic All-Big Ten Team and led the Buckeyes in goals, assists, points, power play goals (5) and shots (169) in 2001-02
- Named CCHA Rookie of the Year after leading the Buckeyes in assists, points and shots (122) in 2000-01
- Represented the United States at the 2001 and 2002 World Junior Championships
- **Drafted:** Vancouver's first pick, 16th overall, in the 2001 NHL Draft
- **Acquired:** From Philadelphia with a fourth round pick in 2008 NHL Draft from Philadelphia in exchange for a first round pick and third round pick in the 2008 NHL Draft on June 20, 2008

CAREER STATISTICS

			REGULAR SEASON							PLAYOFFS				
Year	**Team**	**League**	**GP**	**TOI**	**G**	**A**	**PTS**	**+/-**	**PIM**	**GP**	**G**	**A**	**PTS**	**PIM**
1997-98	Plum Mustangs	High-PA	26	n/a	60	56	116	n/a	n/a	…	…	…	…	…
1998-99	USNTDP	USHL	5	n/a	2	2	4	n/a	0	…	…	…	…	…
	USNTDP	NAHL	50	n/a	21	21	42	n/a	32	…	…	…	…	…
1999-00	USNTDP	U-18	6	n/a	1	0	1	n/a	2	…	…	…	…	…
	USNTDP	USHL	57	n/a	33	35	68	n/a	20	…	…	…	…	…
2000-01	Ohio State	CCHA	32	n/a	14	23	37	n/a	18	…	…	…	…	…
2001-02	Ohio State	CCHA	37	n/a	18	21	39	n/a	31	…	…	…	…	…
2002-03	Ohio State	CCHA	43	n/a	26	27	53	n/a	16	…	…	…	…	…
2003-04	Did Not Play – contract dispute													
2004-05	Philadelphia	AHL	80	n/a	21	44	65	19	36	…	…	…	…	…
2005-06	Philadelphia	NHL	73	13:13	20	18	38	9	18	5	1	0	1	2
	Philadelphia	AHL	8	n/a	3	7	10	4	8	…	…	…	…	…
2006-07	Philadelphia	NHL	81	14:32	16	12	28	-32	41	…	…	…	…	…
2007-08	Philadelphia	NHL	74	17:52	13	37	50	0	19	17	10	5	15	10
2008-09	Columbus	NHL	82	18:46	26	20	46	-10	53	4	3	0	3	0
2009-10	Columbus	NHL	82	19:10	23	32	55	-16	40	…	…	…	…	…
2010-11	Columbus	NHL	82	19:12	25	32	57	3	38	…	…	…	…	…
2011-12	Columbus	NHL	77	18:11	20	20	40	-10	27	…	…	…	…	…
2012-13	Columbus	NHL	48	18:29	8	10	18	3	16	…	…	…	…	…
CBJ Totals			**371**	**18:48**	**102**	**114**	**216**	**-30**	**174**	**4**	**3**	**0**	**3**	**0**
NHL Totals			**599**	**17:26**	**151**	**181**	**332**	**-53**	**252**	**26**	**14**	**5**	**19**	**12**
AHL Totals			**88**	**…**	**24**	**51**	**75**	**23**	**44**	**…**	**…**	**…**	**…**	**…**
NCAA Totals			**112**	**…**	**58**	**71**	**129**	**…**	**65**	**…**	**…**	**…**	**…**	**…**

18 / R.J. UMBERGER, LW — GAME-BY-GAME STATISTICS

Date	OPP	G	A	P	+/-	PIM	S	S%	MN	MJ	MS	GMS	MP	PS	PP	SH	GW	TOI
19 Jan '13	NSH	0	0	0	0	0	1	0	0	0	0	0	0	0	0	0	N	18:35
21 Jan '13	DET	0	1	1	0	0	1	0	0	0	0	0	0	0	0	0	N	19:45
23 Jan '13	PHX	0	0	0	0	2	0	-	1	0	0	0	0	0	0	0	N	16:07
24 Jan '13	COL	0	0	0	0	0	3	0	0	0	0	0	0	0	0	0	N	16:19
26 Jan '13	CHI	0	0	0	1	0	1	0	0	0	0	0	0	0	0	0	N	17:26
28 Jan '13	DAL	0	0	0	1	0	1	0	0	0	0	0	0	0	0	0	N	21:16
29 Jan '13	MIN	0	0	0	-1	0	1	0	0	0	0	0	0	0	0	0	N	18:32
31 Jan '13	STL	0	0	0	0	0	3	0	0	0	0	0	0	0	0	0	N	20:42
02 Feb '13	DET	0	0	0	2	2	2	0	1	0	0	0	0	0	0	0	N	16:39
05 Feb '13	LAK	0	0	0	-2	2	1	0	1	0	0	0	0	0	0	0	N	21:38
07 Feb '13	CGY	0	0	0	-2	0	4	0	0	0	0	0	0	0	0	0	N	22:29
10 Feb '13	EDM	1	0	1	1	0	4	25	0	0	0	0	0	0	0	0	N	19:27
11 Feb '13	SJS	0	1	1	-1	0	2	0	0	0	0	0	0	0	0	0	N	16:59
15 Feb '13	LAK	0	0	0	-1	0	0	-	0	0	0	0	0	0	0	0	N	17:03
16 Feb '13	PHX	0	0	0	-3	0	3	0	0	0	0	0	0	0	0	0	N	18:13
18 Feb '13	ANA	0	1	1	0	0	5	0	0	0	0	0	0	0	0	0	N	19:29
21 Feb '13	DET	1	0	1	0	0	2	50	0	0	0	0	0	0	1	0	N	19:00
23 Feb '13	STL	0	0	0	0	2	2	0	1	0	0	0	0	0	0	0	N	17:34
24 Feb '13	CHI	0	0	0	0	0	1	0	0	0	0	0	0	0	0	0	N	18:52
26 Feb '13	DAL	1	0	1	0	0	1	100	0	0	0	0	0	0	0	0	N	18:49
01 Mar '13	CHI	0	1	1	1	0	1	0	0	0	0	0	0	0	0	0	N	19:00
03 Mar '13	COL	0	0	0	0	0	4	0	0	0	0	0	0	0	0	0	N	20:07
05 Mar '13	EDM	0	0	0	-1	0	8	0	0	0	0	0	0	0	0	0	N	20:53
07 Mar '13	VAN	1	0	1	1	0	2	50	0	0	0	0	0	0	0	0	N	19:00
09 Mar '13	DET	0	1	1	1	2	1	0	1	0	0	0	0	0	0	0	N	18:25
10 Mar '13	DET	1	0	1	2	2	3	33	1	0	0	0	0	0	0	0	N	19:24
12 Mar '13	VAN	0	0	0	0	0	1	0	0	0	0	0	0	0	0	0	N	20:35
14 Mar '13	CHI	0	0	0	0	0	1	0	0	0	0	0	0	0	0	0	N	19:25
16 Mar '13	PHX	0	0	0	0	0	0	-	0	0	0	0	0	0	0	0	N	18:05
19 Mar '13	NSH	0	1	1	1	0	2	0	0	0	0	0	0	0	0	0	N	18:37
22 Mar '13	CGY	0	2	2	2	0	1	0	0	0	0	0	0	0	0	0	N	17:53
23 Mar '13	NSH	1	0	1	-1	0	2	50	0	0	0	0	0	0	1	0	N	16:14
26 Mar '13	VAN	0	0	0	0	2	1	0	1	0	0	0	0	0	0	0	N	19:36
28 Mar '13	EDM	0	0	0	-2	0	0	-	0	0	0	0	0	0	0	0	N	22:11
29 Mar '13	CGY	1	1	2	2	0	2	50	0	0	0	0	0	0	0	0	N	17:13
31 Mar '13	ANA	0	0	0	-1	0	1	0	0	0	0	0	0	0	0	0	N	19:11
04 Apr '13	NSH	0	0	0	0	0	4	0	0	0	0	0	0	0	0	0	N	15:56
05 Apr '13	STL	0	0	0	0	0	2	0	0	0	0	0	0	0	0	0	N	16:00
07 Apr '13	MIN	0	0	0	0	0	1	0	0	0	0	0	0	0	0	0	N	16:36
09 Apr '13	SJS	0	0	0	0	0	2	0	0	0	0	0	0	0	0	0	N	16:48
12 Apr '13	STL	0	0	0	1	0	1	0	0	0	0	0	0	0	0	0	N	15:57
13 Apr '13	MIN	0	0	0	-1	0	1	0	0	0	0	0	0	0	0	0	N	19:44
15 Apr '13	COL	1	0	1	2	0	2	50	0	0	0	0	0	0	0	0	N	18:03
17 Apr '13	ANA	0	0	0	0	0	2	0	0	0	0	0	0	0	0	0	N	17:47
18 Apr '13	LAK	0	0	0	0	0	2	0	0	0	0	0	0	0	0	0	N	19:10
21 Apr '13	SJS	0	1	1	1	0	5	0	0	0	0	0	0	0	0	0	N	20:09
25 Apr '13	DAL	0	0	0	0	0	5	0	0	0	0	0	0	0	0	0	N	15:51
27 Apr '13	NSH	0	0	0	0	2	1	0	1	0	0	0	0	0	0	0	N	14:44
Totals:		**8**	**10**	**18**	**3**	**16**	**96**	**8**	**8**	**0**	**0**	**0**	**0**	**0/0**	**2**	**0**	**0**	**887:28**

21 / JAMES WISNIEWSKI, DEFENSE (JAYMZ wihz-NOO-skee)

HEIGHT: 6-0 WEIGHT: 208
SHOOTS: RIGHT
BORN: FEBRUARY 21, 1984 (CANTON, MICHIGAN)

2012-13 STATISTICS

GP	G	A	PTS	+/-	PIM	PP	SH	GW	Shots	SPct.	TOI	Hits	GvA	TkA	BkShots
30	5	9	14	-1	15	4	0	0	62	8.1	22:49	53	15	11	48

2012-13 Season

- Led all Blue Jackets defensemen in power play goals (4), finishing tied for seventh in the league among blueliners
- Finished third on the club in time on ice (22:49 per game) and second in power play time on ice (3:16/game)
- Skated in his 400th career NHL game on Apr. 12 vs. St. Louis
- Blocked a season-high five shots on Apr. 9 vs. San Jose
- **Games lost to injury:** 18… **Multi-point (goal) games:** 0 (0)… **Most Points:** 1 (14x) – Apr. 17 at Anaheim, most recent … **Most Goals:** 1 (5x) – Apr. 9 vs. San Jose, most recent… **Most Assists:** 1 (9x) – Apr. 17 at Anaheim, most recent… **Most PIM:** 5 – Apr. 15 at Colorado… **Most Shots:** 6 – Apr. 9 vs. San Jose… **TOI:** 28:40 – Jan. 21 vs. Detroit

Career Highlights

- Led Blue Jackets in ice time, ranked second in overtime goals (1-tied) and fourth in blocked shots (74); was third among club defensemen in goals, assists (tied) and points in 2011-12
- Split the 2010-11 between NY Islanders and Montreal, ranking fifth among NHL defensemen in points and seventh in assists
- Recorded the first multi-goal game of his NHL career, including OT game-winner, Dec. 31, 2010 at Florida with Montreal
- Opened the season with 2-9-11 during a career-best seven-game point streak Oct. 9-27, 2010 with the NY Islanders
- Played the 200th game of his NHL career with Calgary Nov. 19, 2009 vs. Tampa Bay
- Ranked second among Anaheim defensemen in points despite missing the first 28 games of the 2008-09 season (knee injury)
- Tallied first career playoff point with an assist (Bobby Ryan goal) in Game 2 of the Western Conf. Quarterfinal Apr. 19, 2009 at San Jose
- Scored the first career playoff goal in Game 3 of the Western Conf. Quarterfinal Apr. 21, 2009 vs. San Jose (Jonas Hiller)
- Made his Stanley Cup Playoffs debut in Game 1 of the Western Conf. Quarterfinal Apr. 16, 2009 vs. San Jose
- Scored the first shorthanded goal of his NHL career Oct. 7, 2007 vs. Detroit (Dominik Hasek)
- Played the 100th game of his NHL career with Chicago Dec. 22, 2007 at Ottawa
- Played two seasons (2004-06) with Norfolk (AHL) and led club defensemen in points in 2005-06
- Played four seasons with Plymouth (OHL) from 2000-04
- Won CHL's Most Outstanding Defenseman Award and named to the CHL First All-Star Team in 2003-04
- Named to the OHL All-Rookie Team and Plymouth's Rookie of the Year in 2000-01
- Represented the United States at the 2008 World Championships, 2004 World Junior Championships (gold medal), 2003 World Junior Championships and 2002 World Under-18 Championships (gold medal)
- **Drafted:** Chicago's fifth pick, 156th overall, in the 2002 NHL Draft
- **Acquired:** From Montreal in exchange for a fifth round pick in the 2012 NHL Draft on June 29, 2011

CAREER STATISTICS

			REGULAR SEASON							PLAYOFFS				
Year	**Team**	**League**	**GP**	**TOI**	**G**	**A**	**PTS**	**+/-**	**PIM**	**GP**	**G**	**A**	**PTS**	**PIM**
2000-01	Plymouth	OHL	53	n/a	6	23	29	20	72	19	3	10	13	34
2001-02	Plymouth	OHL	62	n/a	11	25	36	39	100	6	1	2	3	6
2002-03	Plymouth	OHL	52	n/a	18	34	52	35	60	18	2	10	12	14
2003-04	Plymouth	OHL	50	n/a	17	53	70	31	63	9	3	7	10	8
2004-05	Norfolk	AHL	66	n/a	7	18	25	4	110	5	1	3	4	2
2005-06	Chicago	NHL	19	15:52	2	5	7	0	36	…	…	…	…	…
	Norfolk	AHL	61	n/a	7	28	35	4	67	4	1	2	3	6
2006-07	Chicago	NHL	50	18:59	2	8	10	3	39	…	…	…	…	…
	Norfolk	AHL	10	n/a	0	6	6	5	8	…	…	…	…	…
2007-08	Chicago	NHL	68	17:00	7	19	26	12	103	…	…	…	…	…
2008-09	Chicago	NHL	31	19:15	2	11	13	6	14	…	…	…	…	…
	Rockford	AHL	2	n/a	3	1	4	5	0	…	…	…	…	…
	Anaheim	NHL	17	20:57	1	10	11	3	16	12	1	2	3	10
2009-10	Anaheim	NHL	69	24:20	3	27	30	-5	56	…	…	…	…	…
2010-11	NY Islanders	NHL	32	23:14	3	18	21	-18	18	…	…	…	…	…
	Montreal	NHL	43	22:42	7	23	30	4	20	6	0	2	2	7
2011-12	Columbus	NHL	48	24:47	6	21	27	-13	37	…	…	…	…	…
2012-13	Columbus	NHL	30	22:49	5	9	14	-1	15	…	…	…	…	…
CBJ Totals			**78**	**24:02**	**11**	**30**	**41**	**-14**	**52**	**…**	**…**	**…**	**…**	**…**
NHL Totals			**407**	**21:13**	**38**	**151**	**189**	**-9**	**354**	**18**	**1**	**4**	**5**	**17**
AHL Totals			**139**	**…**	**17**	**53**	**70**	**18**	**185**	**9**	**2**	**5**	**7**	**8**
OHL Totals			**217**	**…**	**52**	**135**	**187**	**125**	**295**	**52**	**9**	**29**	**38**	**62**

21 / JAMES WISNIEWSKI, D — GAME-BY-GAME STATISTICS

Date	OPP	G	A	P	+/-	PIM	S	S%	MN	MJ	MS	GMS	MP	PS	PP	SH	GW	TOI
19 Jan '13	NSH	0	0	0	-1	0	0	-	0	0	0	0	0	0	0	0	N	23:39
21 Jan '13	DET	1	0	1	1	0	3	33	0	0	0	0	0	0	1	0	N	28:40
23 Jan '13	PHX	0	0	0	-1	0	3	0	0	0	0	0	0	0	0	0	N	22:33
24 Jan '13	COL	0	0	0	-2	0	4	0	0	0	0	0	0	0	0	0	N	24:57
26 Jan '13	CHI	0	0	0	1	0	2	0	0	0	0	0	0	0	0	0	N	28:21
28 Jan '13	DAL	0	1	1	1	0	0	-	0	0	0	0	0	0	0	0	N	25:12
29 Jan '13	MIN	0	1	1	0	0	1	0	0	0	0	0	0	0	0	0	N	27:40
31 Jan '13	STL	0	1	1	-1	0	3	0	0	0	0	0	0	0	0	0	N	25:10
02 Feb '13	DET	1	0	1	0	0	2	50	0	0	0	0	0	0	1	0	N	9:23
05 Feb '13	LAK									INJURED								
07 Feb '13	CGY									INJURED								
10 Feb '13	EDM	0	0	0	-2	2	3	0	1	0	0	0	0	0	0	0	N	24:33
11 Feb '13	SJS	1	0	1	-1	0	1	100	0	0	0	0	0	0	1	0	N	23:36
15 Feb '13	LAK									PERSONAL LEAVE								
16 Feb '13	PHX									PERSONAL LEAVE								
18 Feb '13	ANA	0	1	1	1	0	2	0	0	0	0	0	0	0	0	0	N	18:14
21 Feb '13	DET	0	1	1	2	0	2	0	0	0	0	0	0	0	0	0	N	18:53
23 Feb '13	STL	0	1	1	0	0	0	-	0	0	0	0	0	0	0	0	N	25:19
24 Feb '13	CHI	0	0	0	0	0	4	0	0	0	0	0	0	0	0	0	N	26:55
26 Feb '13	DAL									INJURED								
01 Mar '13	CHI									INJURED								
03 Mar '13	COL									INJURED								
05 Mar '13	EDM									INJURED								
07 Mar '13	VAN									INJURED								
09 Mar '13	DET									INJURED								
10 Mar '13	DET									INJURED								
12 Mar '13	VAN									INJURED								
14 Mar '13	CHI									INJURED								
16 Mar '13	PHX									INJURED								
19 Mar '13	NSH									INJURED								
22 Mar '13	CGY									INJURED								
23 Mar '13	NSH									INJURED								
26 Mar '13	VAN									INJURED								
28 Mar '13	EDM	0	0	0	-1	0	0	-	0	0	0	0	0	0	0	0	N	19:57
29 Mar '13	CGY	0	1	1	0	0	2	0	0	0	0	0	0	0	0	0	N	19:58
31 Mar '13	ANA	0	0	0	0	0	3	0	0	0	0	0	0	0	0	0	N	21:19
04 Apr '13	NSH	1	0	1	0	0	3	33	0	0	0	0	0	0	1	0	N	20:34
05 Apr '13	STL	0	0	0	-2	2	1	0	1	0	0	0	0	0	0	0	N	22:19
07 Apr '13	MIN	0	0	0	-1	0	2	0	0	0	0	0	0	0	0	0	N	22:52
09 Apr '13	SJS	1	0	1	2	0	6	17	0	0	0	0	0	0	0	0	N	21:48
12 Apr '13	STL	0	1	1	2	0	1	0	0	0	0	0	0	0	0	0	N	18:12
13 Apr '13	MIN	0	0	0	0	2	2	0	1	0	0	0	0	0	0	0	N	24:15
15 Apr '13	COL	0	0	0	-1	5	0	-	0	1	0	0	0	0	0	0	N	23:59
17 Apr '13	ANA	0	1	1	0	2	1	0	1	0	0	0	0	0	0	0	N	21:49
18 Apr '13	LAK	0	0	0	-1	2	2	0	1	0	0	0	0	0	0	0	N	22:39
21 Apr '13	SJS	0	0	0	2	0	3	0	0	0	0	0	0	0	0	0	N	24:01
25 Apr '13	DAL	0	0	0	1	0	3	0	0	0	0	0	0	0	0	0	N	24:40
27 Apr '13	NSH	0	0	0	0	0	3	0	0	0	0	0	0	0	0	0	N	23:28
Totals:		**5**	**9**	**14**	**-1**	**15**	**62**	**8**	**5**	**1**	**0**	**0**	**0**	**0/0**	**4**	**0**	**0**	**684:55**

SKATERS

MINOR PROFESSIONAL LEAGUES

Player	Pos.	Team (League)	GP	G	A	PTS	+/-	PIM	Acquired
Jonathan Audy-Marchessault	C	Columbus (NHL)	2	0	0	0	-1	0	Signed as a free agent on 7/1/12
		Springfield (AHL)	74	21	46	67	20	65	
Cody Bass	D	Springfield (AHL)	18	2	5	7	4	54	Signed as a free agent on 7/12/11
Anton Blomqvist	D	Evansville (ECHL)	36	1	2	3	-14	46	5th pick, 167th overall, 2009 NHL Draft
Michael Chaput	C	Springfield (AHL)	73	13	19	32	-2	57	Trade with PHI on 6/26/10
Sean Collins	C	Columbus (NHL)	5	0	0	0	0	6	9th pick, 187th overall, 2008 NHL Draft
Steven Delisle	D	Connecticut (AHL)	4	0	2	2	-1	6	3rd pick, 107th overall, 2008 NHL Draft*
		Greenville (ECHL)	61	4	16	20	23	85	**Traded to NYR on 7/23/12; re-acquired on 4/3/13*
Nick Drazenovic	C	Columbus (NHL)	8	0	0	0	-2	4	Signed as a free agent on 7/1/11
		Springfield (AHL)	62	17	36	53	10	30	
Matthew Ford	RW	Springfield (AHL)	18	5	6	11	2	14	Trade with PHI on 3/12/13
		Adirondack (AHL)	35	4	9	13	-5	16	
Oliver Gabriel	LW	Evansville (ECHL)	20	5	5	10	0	0	Signed as a free agent on 10/7/10
Cody Goloubef	D	Columbus (NHL)	11	1	0	1	-3	0	2nd pick, 37th overall, 2008 NHL Draft
		Springfield (AHL)	38	5	8	13	9	49	
Jake Hansen	C	Springfield (AHL)	46	4	5	9	0	26	4th pick, 68th overall, 2007 NHL Draft
Nick Holden	D	Columbus (NHL)	2	0	0	0	1	0	Signed as a free agent on 3/28/08
		Springfield (AHL)	25	3	6	9	-2	14	
Andrew Joudrey	C	Springfield (AHL)	73	9	13	22	-1	26	Signed as a free agent on 7/1/11
Spencer Machacek	RW	Springfield (AHL)	18	5	9	14	1	13	Trade with WPG on 3/10/13
		St. John's (AHL)	57	11	14	25	-23	45	
Austin Madaisky	D	Springfield (AHL)	6	0	0	0	1	2	6th pick, 124th overall, 2010 NHL Draft
		Evansville (ECHL)	11	2	4	6	-6	2	
Blake Parlett	D	Springfield (AHL)	9	2	2	4	1	8	Trade with NYR on 4/3/13
		Connecticut (ECHL)	67	6	22	28	8	85	
Ryan Russell	C	Springfield (AHL)	62	10	6	16	-8	16	Trade with MTL on 7/7/11
Theo Ruth	D	Springfield (AHL)	43	0	4	4	-12	25	Trade with WSH on 2/26/08
David Savard	D	Columbus (NHL)	4	0	0	0	-3	0	3rd pick, 94th overall, 2009 NHL Draft
		Springfield (AHL)	60	5	26	31	12	40	
Dalton Smith	LW	Springfield (AHL)	67	3	6	9	4	128	2nd pick, 34th overall, 2010 NHL Draft
Trent Vogelhuber	RW	Springfield (AHL)	27	4	3	7	1	14	7th pick, 211th overall, 2007 NHL Draft
		Evansville (ECHL)	34	6	10	16	3	20	
Will Weber	D	Springfield (AHL)	58	2	3	5	8	82	3rd pick, 53rd overall, 2007 NHL Draft
		Evansville (ECHL)	8	0	0	0	-5	14	

JUNIOR HOCKEY LEAGUES

Player	Pos.	Team (League)	GP	G	A	PTS	+/-	PIM	Acquired
Josh Anderson	LW	London (OHL)	68	23	26	49	10	77	4th pick, 95th overall, 2012 NHL Draft
Brandon Archibald	D	Saginaw (OHL)	7	0	0	0	-4	2	4th pick, 94th overall, 2010 NHL Draft
Gianluca Curcuruto	D	Plymouth (OHL)	67	9	38	47	36	32	6th pick, 182nd overall, 2012 NHL Draft
Boone Jenner	C	Oshawa (OHL)	56	45	37	82	23	58	1st pick, 37th overall, 2011 NHL Draft
		Springfield (AHL)	5	3	1	4	1	0	
Ryan Murray	D	Everett (WHL)	23	2	15	17	0	14	1st pick, 2nd overall, 2012 NHL Draft
Lukas Sedlak	C	Chicoutimi (QMJHL)	48	15	19	34	1	64	6th pick, 158th overall, 2011 NHL Draft
Petr Straka	RW	Baie-Comeau (QMJHL)	55	41	41	82	33	34	3rd pick, 55th overall, 2010 NHL Draft

NATIONAL COLLEGIATE ATHLETIC ASSOCIATION

Player	Pos.	Team (League)	GP	G	A	PTS	+/-	PIM	Acquired
Seth Ambroz	RW	Minnesota (WCHA)	38	9	7	16	11	22	4th pick, 128th overall, 2011 NHL Draft
Thomas Larkin	D	Springfield (AHL)	7	1	0	1	-3	2	4th pick, 137th overall, 2009 NHL Draft
		Colgate (ECAC)	36	3	11	14	-7	14	
Kevin Lynch	C	Michigan (CCHA)	40	10	17	27	-2	46	2nd pick, 56th overall, 2009 NHL Draft
Mike Reilly	D	Minnesota (WCHA)	37	3	11	14	1	14	3rd pick, 98th overall, 2011 NHL Draft
T.J. Tynan	C	Notre Dame (CCHA)	41	10	18	28	-1	28	2nd pick, 66th overall, 2011 NHL Draft

EUROPEAN LEAGUES

Player	Pos.	Team (League)	GP	G	A	PTS	+/-	PIM	Acquired
Daniel Zaar	RW	Rogle Angelholm (SEL)	25	2	1	3	-4	0	5th pick, 152nd overall, 2012 NHL Draft
		Bofors IK (Swe-1)	15	0	7	7	3	4	

GOALTENDERS

MINOR PROFESSIONAL LEAGUES

Player	Team (League)	GP	RECORD	MIN	GA	SO	GAA	SV%	Acquired
Paul Dainton	Springfield (AHL)	10	3-5-1	527	20	0	2.28	.925	Signed as a free agent on 7/5/12
	Evansville (ECHL)	23	8-11-2	1270	83	0	3.92	.881	
Patrick Killeen	Wheeling (ECHL)	13	3-5-4	758	41	0	3.25	.880	Trade with PIT on 4/3/13
	Orlando (ECHL)	22	7-8-3	1155	68	1	3.53	.894	
Curtis McElhinney	Springfield (AHL)	49	29-16-3	2926	113	9	2.32	.923	Trade with PHX on 2/22/12
Allen York	Springfield (AHL)	19	13-6-0	1130	45	0	2.39	.907	6th pick, 158th overall, 2007 NHL Draft
	Evansville (ECHL)	5	3-1-1	265	12	0	2.72	.919	

JUNIOR HOCKEY LEAGUES

Player	Team (League)	GP	RECORD	MIN	GA	SO	GAA	SV%	Acquired
Oscar Dansk	Erie (OHL)	43	11-23-6	2393	164	0	4.11	.888	2nd pick, 31st overall, 2012 NHL Draft

NATIONAL COLLEGIATE ATHLETIC ASSOCIATION

Player	Team (League)	GP	RECORD	MIN	GA	SO	GAA	SV%	Acquired
Martin Ouellette	Maine (HEA)	30	9-12-8	1757	71	2	2.42	.917	8th pick, 184th overall, 2010 NHL Draft

EUROPEAN LEAGUES

Player	Team (League)	GP	RECORD	MIN	GA	SO	GAA	SV%	Acquired
Anton Forsberg	SSK (Swe-1)	33	n/a	n/a	n/a	n/a	2.04	.933	6th pick, 188th overall, 2011 NHL Draft
Joonas Korpisalo	Jokerit (FEL)	1	n/a	15	0	0	0.00	1.000	3rd pick, 62nd overall, 2012 NHL Draft
	Jokerit U20 (Fin Jr.)	13	n/a	n/a	n/a	n/a	2.67	.914	
	Kiekko-Vantaa (Fin-2)	18	n/a	n/a	n/a	n/a	2.71	.900	

2012-13 SPRINGFIELD FALCONS (AHL) STATISTICS

NO	PLAYER	Pos	GP	G	A	PTS	+/-	PIM	PP	PPA	SH	SHA	GW	FG	OT	EN	Shots	S%
22	J. Audy-Marchessault	LW	74	21	46	67	20	65	9	14	0	0	2	2	0	0	233	9
10	Nick Drazenovic	C	62	17	36	53	10	30	9	20	0	2	6	5	0	0	150	11.3
12	Ryan Craig	LW	75	20	27	47	0	71	12	14	2	1	4	4	0	1	102	19.6
11	Spencer Machacek	RW	75	16	23	39	-22	58	6	11	1	1	4	2	0	0	165	9.7
	St. John's		57	11	14	25	-23	45	5	6	1	1	3	1	0	0	134	8.2
	Springfield		18	5	9	14	1	13	1	5	0	0	1	1	0	0	31	16.1
5	Nick Holden	D	73	9	30	39	24	58	4	12	1	0	3	0	0	0	115	7.8
13	Cam Atkinson	RW	33	17	21	38	7	14	6	12	1	0	5	4	0	1	115	14.8
9	Ryan Johansen	C	40	17	16	33	11	20	3	5	0	0	3	4	0	1	95	17.9
16	Michael Chaput	C	73	13	19	32	-2	57	3	3	0	0	1	2	0	1	102	12.7
7	Blake Parlett	D	76	8	24	32	9	93	3	5	0	1	2	0	0	0	82	9.8
	Connecticut		67	6	22	28	8	85	1	5	0	1	1	0	0	0	72	8.3
	Springfield		9	2	2	4	1	8	2	0	0	0	1	0	0	0	10	20
17	Sean Collins	LW	64	11	20	31	15	24	1	7	0	0	0	2	0	0	105	10.5
6	David Savard	D	60	5	26	31	12	40	2	10	1	1	0	0	0	1	104	4.8
3	Tim Erixon	D	40	5	24	29	9	38	2	8	0	0	2	2	0	0	80	6.3
18	Matthew Ford	RW	53	9	15	24	-3	30	2	7	0	0	0	2	0	0	112	8
	Adirondack		35	4	9	13	-5	16	2	5	0	0	0	1	0	0	76	5.3
	Springfield		18	5	6	11	2	14	0	2	0	0	0	1	0	0	36	13.9
24	Andrew Joudrey	C	73	9	13	22	-1	26	1	4	2	1	0	1	0	1	73	12.3
11	Matt Calvert	LW	34	10	11	21	11	39	4	5	1	0	1	3	0	0	76	13.2
18	Tomas Kubalik	RW	54	14	6	20	10	50	3	3	0	0	0	1	0	0	94	14.9
20	Ryan Russell	RW	62	10	6	16	-8	16	0	0	0	0	2	2	0	0	98	10.2
27	Cody Goloubef	D	38	5	8	13	9	49	1	1	0	0	0	2	0	0	49	10.2
39	Wade MacLeod	LW	20	4	7	11	-4	14	2	4	0	0	2	1	0	0	59	6.8
14	Jake Hansen	C	46	4	5	9	0	26	0	0	0	0	1	1	0	0	41	9.8
7	John Moore	D	24	3	6	9	14	10	1	1	0	0	0	1	0	0	69	4.3
33	Dalton Smith	LW	67	3	6	9	4	128	0	0	0	0	1	1	0	0	59	5.1
4	Dalton Prout	D	40	1	8	9	4	73	0	0	0	0	0	0	0	0	42	2.4
28	Scott Howes	LW	12	5	2	7	5	8	2	0	0	0	1	1	0	0	19	26.3
38	Trent Vogelhuber	RW	27	4	3	7	1	14	0	0	1	0	1	2	0	0	33	12.1
26	Cody Bass	RW	18	2	5	7	4	54	0	0	0	1	0	0	0	0	25	8
8	Will Weber	D	58	2	3	5	8	82	0	0	0	0	0	0	0	0	45	4.4
34	Mike Banwell	D	38	1	4	5	-10	45	0	0	0	0	0	0	0	0	58	1.7
	Worcester		19	1	2	3	-3	15	0	0	0	0	0	0	0	0	25	4
	Springfield		19	0	2	2	-7	30	0	0	0	0	0	0	0	0	33	0
36	Boone Jenner	C	5	3	1	4	1	0	1	1	0	0	1	1	0	0	14	21.4
15	Nathan Moon	C	14	2	2	4	2	8	0	0	0	0	0	1	0	0	17	11.8
25	Theo Ruth	D	43	0	4	4	-12	25	0	0	0	0	0	0	0	0	25	0
32	Alex Aleardi	RW	3	1	1	2	1	5	1	0	0	0	1	0	0	0	6	16.7
21	Tim Spencer	LW	20	0	2	2	-3	17	0	0	0	0	0	0	0	0	10	0
40	Bryan Helmer	D	24	0	2	2	8	19	0	0	0	0	0	0	0	0	18	0
37	Thomas Larkin	D	7	1	0	1	-3	2	0	0	0	0	1	1	0	0	8	12.5
37	Chris Reed	D	1	0	0	0	0	0	0	0	0	0	0	0	0	0	0	0
15	Chris Collins	LW	4	0	0	0	-3	0	0	0	0	0	0	0	0	0	10	0
29	Austin Madaisky	D	6	0	0	0	1	2	0	0	0	0	0	0	0	0	7	0
36	Patrick Cullity	D	7	0	0	0	1	12	0	0	0	0	0	0	0	0	3	0
19	Greg Amadio	D	8	0	0	0	-3	53	0	0	0	0	0	0	0	0	1	0
31	Paul Dainton	G	10	0	0	0	0	2	0	0	0	0	0	0	0	0	2	0
35	Allen York	G	19	0	0	0	0	2	0	0	0	0	0	0	0	0	0	0
30	Curtis McElhinney	G	49	0	0	0	0	0	0	0	0	0	0	0	0	0	0	0
	BENCH		76	5				30									5	
	TOTALS		**76**	**235**	**385**	**615**	**150**	**1248**	**70**	**131**	**9**	**6**	**40**	**46**	**0**	**6**	**2219**	**.104**

No.	Goalie	GP	MINS	W	L	SL	SO	EN	GA	GAA	SOGP	SOW	SL	SOGA	SO%	SVS	SV%
31	Paul Dainton	10	527:09	3	5	1	0	1	20	2.28	2	1	1	5	.583	247	.925
30	Curtis McElhinney	49	2926:26	29	16	3	9	1	113	2.32	5	2	3	8	.680	1349	.923
35	Allen York	19	1130:22	13	6	0	0	2	45	2.39	2	2	0	0	1.000	439	.907
	Empty Net		32:55						4								
	TOTALS	**76**	**4616:52**	**45**	**27**	**4**	**9**	**4**	**182**	**2.37**	**9**	**5**	**4**	**13**	**.717**	**2035**	**.911**

2012-13 EVANSVILLE ICEMEN (ECHL) STATISTICS

Player	GP	G	A	PTS	+/-	PIM	PPG	SHG	Pt/G	PIMPG	SOG
Todd Robinson	57	7	61	68	-35	32	0	0	1.19	0.56	136
Dylan Clarke (total)	66	25	27	52	-11	54	3	0	0.79	0.82	195
Josh Beaulieu	56	22	30	52	-15	68	11	0	0.93	1.21	162
Kevin R. Baker (total)	50	22	17	39	-12	34	8	0	0.78	0.68	177
Jason Dale	70	16	23	39	-9	37	2	2	0.56	0.53	145
Daniel Tetrault	68	14	24	38	-15	71	6	0	0.56	1.04	138
Nathan Moon (total)	46	16	19	35	-14	98	6	1	0.76	2.13	101
Patrick Kennedy	61	10	23	33	-7	49	1	1	0.54	0.80	132
Trent Vogelhuber	34	6	10	16	3	20	1	2	0.47	0.59	56
Matt Gens	33	3	13	16	-17	77	2	1	0.48	2.33	79
Jake Obermeyer	44	3	11	14	-10	50	0	0	0.32	1.14	84
Aaron Gens	28	2	10	12	-2	49	0	0	0.43	1.75	45
Oliver Gabriel	20	5	5	10	0	0	0	0	0.5	0.00	59
Dan Gendur	19	4	6	10	-9	18	2	0	0.53	0.95	50
Dale Mahovsky	24	5	4	9	-14	26	1	0	0.38	1.08	41
Matt Schepke (total)	22	4	5	9	-11	15	1	0	0.41	0.68	61
Cody Beach	24	2	7	9	-8	81	1	0	0.38	3.38	32
Anthony Nigro	19	3	5	8	-10	6	1	0	0.42	0.32	40
Adam Pleskach	10	1	7	8	-3	6	1	0	0.80	0.60	30
Wade MacLeod	5	6	1	7	2	2	2	0	1.40	0.40	21
S. Wannstrom	14	6	1	7	2	12	1	0	0.50	0.86	35
Brett Sonne	7	3	4	7	-1	2	2	0	1.00	0.29	23
Stefan Della Rovere	12	2	5	7	-3	36	1	0	0.58	3.00	33
Austin Madaisky	11	2	4	6	-6	2	1	0	0.55	0.18	29
Matt Krug	25	2	4	6	-9	86	0	0	0.24	3.44	39
D. Ste-Marie (total)	27	2	4	6	-14	8	0	0	0.22	0.30	38
Jim McKenzie	12	1	5	6	-3	60	0	0	0.50	5.00	11
Colin Reddin (total)	18	1	5	6	-15	16	0	0	0.33	0.89	22
Tyler Shattock	3	3	2	5	2	2	0	0	1.67	0.67	13
Donnie Harris	34	2	3	5	-11	14	0	0	0.15	0.41	39
Dustin Hopfner	12	1	3	4	-9	10	0	0	0.33	0.83	14
Philippe Plante	27	1	3	4	-17	8	1	0	0.15	0.30	25
Brett Ponich	13	1	2	3	3	26	0	0	0.23	2.00	12
Anton Blomqvist	36	1	2	3	-14	46	0	0	0.08	1.28	25
Chris Forfar	3	0	3	3	2	0	0	0	1.00	0.00	9
Jesse Perrin	17	0	3	3	-6	4	0	0	0.18	0.24	18
Derek Foam	18	0	3	3	0	4	0	0	0.17	0.22	5
John May (total)	10	2	0	2	-1	0	0	0	0.20	0.00	16
Peter Sakaris	3	1	1	2	-1	2	0	0	0.67	0.67	4
M. McCauley (total)	12	1	1	2	-10	2	0	0	0.17	0.17	19
Sean Whitney (total)	24	1	1	2	1	36	0	0	0.08	1.50	23
Mark Cody	22	0	2	2	-7	63	0	0	0.09	2.86	16
Brent Regner	2	1	0	1	-1	0	0	0	0.50	0.00	2
Carlo Finucci	7	1	0	1	-2	0	0	0	0.14	0.00	5
Tyler Shelast	14	1	0	1	-4	9	1	0	0.07	0.64	16
Adam Krug	1	0	1	1	0	0	0	0	1.00	0.00	2
Chris Markiewicz	10	0	1	1	1	0	0	0	0.10	0.00	10
James Reid (total)	15	0	1	1	0	0	0	0	0.07	0.00	0
Paul Karpowich	25	0	1	1	0	2	0	0	0.04	0.08	0
Kevin Moore	1	0	0	0	0	0	0	0	0.00	0.00	0
Dylan Gilbert	2	0	0	0	0	0	0	0	0.00	0.00	0
Allen York	5	0	0	0	0	0	0	0	0.00	0.00	0
Nathan Martine	6	0	0	0	1	7	0	0	0.00	1.17	5
Jared Lavender	7	0	0	0	-1	6	0	0	0.00	0.86	5
Tyler Miller (total)	8	0	0	0	0	6	0	0	0.00	0.75	4
Will Weber	8	0	0	0	-5	14	0	0	0.00	1.75	6
Rob Madore	13	0	0	0	0	0	0	0	0.00	0.00	0
Paul Dainton	23	0	0	0	0	0	0	0	0.00	0.00	0

Goaltender	GP	Min	GA	SO	GAA	W	L	OTL	SOL	SA	SVS	SV%
Allen York	5	265	12	0	2.72	3	1	0	1	148	136	.919
Paul Karpowich	25	1320	72	1	3.27	7	13	1	1	718	646	.900
Rob Madore	13	752	43	0	3.43	4	8	0	0	416	373	.897
Paul Dainton	23	1270	83	0	3.92	8	11	1	1	697	614	.881
James Reid (total)	15	859	57	0	3.98	4	8	1	1	476	419	.880
Kevin Moore	1	3	0	0	0.00	0	0	0	0	2	2	1.000

COLUMBUS BLUE JACKETS ALL-TIME STATISTICS

TEAM TOTALS

Games Played:	950	Goals Against:	2,813	Overtime Losses, Home:	23
Wins:	366	Goals Against, Home:	1,295	Overtime Losses, Road:	20
Wins, Home:	224	Goals Against, Road:	1,518	Shootout Games:	97
Wins, Road:	142	Assists:	3,904	Shootout Wins:	43
Losses:	458	Scoring Points:	6,186	Shootout Wins, Home:	21
Losses, Home:	186	Penalty Minutes:	14,342	Shootout Wins, Road:	22
Losses, Road:	272	Power Play Goals:	627	Shootout Losses:	54
Ties:	33	Shorthanded Goals:	77	Shootout Losses, Home:	27
Ties, Home:	18	Overtime Games:	211	Shootout Losses, Road:	27
Ties, Road:	15	Overtime Wins:	85	Shutouts For:	63
Goals:	2,932	Overtime Wins, Home:	46	Shutouts Against:	91
Goals, Home:	1,231	Overtime Wins, Road:	39		
Goals, Road:	1,071	Overtime Losses:	43		

TEAM TOTALS BY SEASON

Goals Scored

2000-01	190	2.32 avg.	26th
2001-02	164	2.00 avg.	30th
2002-03	213	2.60 avg.	16th
2003-04	177	2.16 avg.	29th
2005-06	215	2.62 avg.	28th
2006-07	196	2.39 avg.	28th
2007-08	190	2.32 avg.	29th
2008-09	220	2.68 avg.	21st
2009-10	214	2.61 avg.	20th-T
2010-11	210	2.56 avg.	24th
2011-12	198	2.42 avg.	26th
2012-13	115	2.40 avg.	25th

Face-Off Percentage

2000-01	51.2	9th
2001-02	50.1	15th-T
2002-03	48.6	23rd
2003-04	47.8	25th
2005-06	49.4	20th
2006-07	50.2	14th
2007-08	52.3	4th
2008-09	51.2	11th-T
2009-10	51.0	9th
2010-11	51.2	8th-T
2011-12	50.9	9th
2012-13	52.0	4th-T

Shots Against

2000-01	2,475	30.2 avg.	26th
2001-02	2,469	30.1 avg.	25th
2002-03	2,641	32.2 avg.	28th
2003-04	2,623	32.0 avg.	28th
2005-06	2,762	33.7 avg.	28th
2006-07	2,345	28.6 avg.	10th
2007-08	2,247	27.4 avg.	6th-T
2008-09	2,281	27.8 avg.	3rd
2009-10	2,514	30.7 avg.	17th
2010-11	2,447	29.8 avg.	11th
2011-12	2,537	30.9 avg.	25th
2012-13	1,436	26.7 avg.	19th

Goals Against

2000-01	233	2.84 avg.	19th
2001-02	255	3.11 avg.	28th
2002-03	263	3.21 avg.	29th
2003-04	238	2.90 avg.	24th
2005-06	276	3.37 avg.	26th
2006-07	244	2.98 avg.	16th
2007-08	210	2.56 avg.	8th
2008-09	223	2.72 avg.	9th-T
2009-10	249	3.04 avg.	24th
2010-11	250	3.05 avg.	26th
2011-12	257	3.13 avg.	28th
2012-13	115	2.40 avg.	9th-T

Shots

2000-01	2,082	25.4 avg.	27th
2001-02	2,046	25.0 avg.	27th
2002-03	2,143	26.1 avg.	27th
2003-04	2,280	27.8 avg.	18th
2005-06	2,250	27.4 avg.	29th
2006-07	2,273	27.7 avg.	25th
2007-08	2,378	29.0 avg.	14th
2008-09	2,370	28.9 avg.	20th-T
2009-10	2,338	28.5 avg.	26th
2010-11	2,506	30.6 avg.	14th
2011-12	2,454	29.9 avg.	14th
2012-13	1,283	26.7 avg.	27th

Penalty Minutes

2000-01	1,234	15.0 avg.	15th
2001-02	1,198	14.6 avg.	20th
2002-03	1,505	18.4 avg.	2nd
2003-04	1,209	14.7 avg.	17th-T
2005-06	1,396	17.0 avg.	12th
2006-07	1,357	16.5 avg.	28th
2007-08	1,301	16.2 avg.	25th
2008-09	1,207	15.0 avg.	21st
2009-10	1,070	13.2 avg.	18th
2010-11	1,127	13.6 avg	22nd-T
2011-12	1,053	12.6 avg.	23rd-T
2012-13	605	12.6 avg.	23rd

Shutouts

2000-01	4
2001-02	3
2002-03	5
2003-04	5
2005-06	1
2006-07	4
2007-08	11
2008-09	11
2009-10	6
2010-11	6
2011-12	2
2012-13	4

Shutouts Against

2000-01	7
2001-02	11
2002-03	9
2003-04	11
2005-06	5
2006-07	16
2007-08	6
2008-09	6
2009-10	4
2010-11	6
2011-12	5
2012-13	5

RECORD BY SEASON

	Home						Road						Overall						
Year	**GP**	**W**	**L**	**T**	**OTL**	**PTS**	**GP**	**W**	**L**	**T**	**OTL**	**PTS**	**GP**	**W**	**L**	**T**	**OTL**	**PTS**	**Finish**
2000-01	41	19	15	4	3	45	41	9	24	5	3	26	82	28	39	9	6	71	4th-T Central/13th Western
2001-02	41	14	18	5	4	37	41	8	29	3	1	20	82	22	47	8	5	57	5th Central/15th Western
2002-03	41	20	14	5	2	47	41	9	28	3	1	22	82	29	42	8	3	69	5th Central/15th Western
2003-04	41	17	18	4	2	40	41	8	27	4	2	22	82	25	45	8	4	62	4th Central/14th Western
2005-06	41	23	18	…	0	46	41	12	25	…	4	28	82	35	43	…	4	74	3rd Central/13th Western
2006-07	41	18	19	…	4	40	41	15	23	…	3	33	82	33	42	…	7	73	4th Central/11th Western
2007-08	41	20	14	…	7	47	41	14	22	…	5	33	82	34	36	…	12	80	4th Central/13th Western
2008-09	41	25	13	…	3	53	41	16	18	…	7	39	82	41	31	…	10	92	4th Central/7th Western
2009-10	41	20	12	…	9	49	41	12	23	,,,	6	30	82	32	35	…	15	79	5th Central/14th Western
2010-11	41	17	19	…	5	39	41	17	16	…	8	42	82	34	35	…	13	81	5th Central/13th Western
2011-12	41	17	21	…	3	37	41	12	25	…	4	28	82	29	46	…	7	65	5th Central/15th Western
2012-13	24	14	5	…	5	33	24	10	12	…	2	22	48	24	17	…	7	55	4th Central/9th Western

COLUMBUS BLUE JACKETS ALL-TIME STATISTICS

ATTENDANCE

Year	GP	Total	Average	Capacity	% of Capacity	Sellouts
2000-01	41	715,513	17,452	18,136	96.2 pct.	26
2001-02	41	743,576	18,136	18,136	100 pct.	41
2002-03	41	727,522	17,744	18,136	97.8 pct.	23
2003-04	41	712,415	17,376	18,136	95.8 pct.	16
2005-06	41	688,655	16,796	18,136	92.6 pct.	9
2006-07	41	672,443	16,401	18,136	90.4 pct.	5
2007-08	41	592,824	14,459	18,144	79.7 pct.	2
2008-09	41	637,334	15,545	18,144	85.7 pct.	7
2009-10	41	632,086	15,417	18,144	85.0 pct.	7
2010-11	40	546,350	13,659	18,144	75.3 pct.	6
2011-12	41	601,071	14,660	18,144	80.8 pct.	4
2012-13	24	349,558	14,564	18,144	80.3 pct.	3

SPECIAL TEAMS

Power Play	Home				Road				Overall			
Year	G	ATT	PCT	RANK	G	ATT	PCT	RANK	G	ATT	PCT	RANK
2000-01	37	219	16.9	20th	19	162	11.7	26th	56	381	14.7	22nd
2001-02	29	188	15.4	20th	21	168	12.5	26th	50	356	14.0	25th
2002-03	41	216	19.0	7th	30	194	15.5	15th	71	410	17.3	12th
2003-04	38	227	16.7	17th	20	174	11.5	27th	58	401	14.5	24th
2005-06	34	236	14.4	30th	30	215	14.0	27th	64	451	14.2	28th
2006-07	41	224	18.3	16th	24	214	11.2	29th	65	438	14.8	26th
2007-08	29	176	16.5	19th	24	180	13.3	27th-T	53	356	14.9	26th
2008-09	23	188	12.2	30th	18	134	13.4	30th	41	322	12.7	30th
2009-10	27	164	16.5	25th	29	144	20.1	7th	56	308	18.2	14th
2010-11	21	166	12.6	30th	21	135	15.6	18th	42	301	14.0	29th
2011-12	28	163	17.2	16th-T	21	154	13.6	23rd	49	317	15.5	24th
2012-13	14	86	16.3	23rd	8	69	11.6	27th	22	155	14.2	28th

Penalty Kill	Home				Road				Overall			
Year	GA	ATT	PCT	RANK	GA	ATT	PCT	RANK	Ga	ATT	PCT	RANK
2000-01	30	179	83.2	21st	40	184	78.3	27th	70	363	80.7	27th
2001-02	26	143	81.8	27th	26	163	84.0	16th	52	306	83.0	22nd
2002-03	26	193	86.5	4th	34	216	84.3	9th	60	409	85.3	8th
2003-04	18	152	88.2	4th	32	185	82.7	17th	50	337	85.2	9th
2005-06	41	244	83.2	17th	54	279	80.6	18th-T	95	523	81.8	17th
2006-07	37	207	82.1	20th	48	246	80.5	18th	85	453	81.2	21st
2007-08	31	170	81.8	22nd	32	208	84.6	5th	63	378	83.3	9th
2008-09	27	174	84.5	8th	35	172	79.6	21st	62	346	82.1	13th
2009-10	25	153	83.7	11th-T	36	181	80.1	20th	61	334	81.7	17th
2010-11	25	154	83.8	12th	37	160	76.9	26th	62	314	81.7	22nd
2011-12	25	128	80.5	26th	39	146	73.3	30th	64	274	76.6	30th
2012-13	8	67	88.1	6th	17	77	77.9	21st	25	144	82.6	11th

Shorthanded	Home				Road				Overall			
Year	G	RANK	GA	RANK	G	RANK	GA	RANK	G	RANK	GA	RANK
2000-01	1	28th-T	5	20th-T	2	25th-T	3	5th-T	3	28th-T	8	14th-T
2001-02	2	22nd-T	3	9th-T	1	22nd-T	5	19th-T	3	26th-T	8	17th-T
2002-03	4	9th-T	3	7th-T	8	1st-T	6	26th	12	2nd-T	9	20th-T
2003-04	2	20th-T	7	27th	3	22nd-T	7	27th	5	24th-T	14	27th
2005-06	6	10th-T	6	19th-T	4	16th-T	2	2nd	10	14th-T	8	8th-T
2006-07	2	22nd-T	3	7th-T	4	15th-T	7	23rd-T	6	21st-T	10	17th-T
2007-08	2	23rd-T	4	13th-T	6	5th-T	1	1st	8	12th-T	5	4th-T
2008-09	4	12th-T	6	26th-T	4	12th-T	6	24th-T	9	11th-T	12	27th
2009-10	3	18th-T	3	16th-T	3	10th-T	6	23rd-T	6	16th-T	9	26th-T
2010-11	1	26th-T	8	28th	5	8th-T	3	11th-T	6	15th-T	11	26th-T
2011-12	3	14th-T	5	23rd-T	4	6th-T	3	14th-T	7	9th-T	8	21st-T
2012-13	1	13th-T	1	5th-T	2	7th-T	1	6th-T	3	8th-T	2	7th-T

SITUATIONAL SCORING

Year	5-ON-5	5-ON-4	5-ON-3	4-ON-4	4-ON-3	3-ON-3	3-ON-4	3-ON-5	4-ON-5	Empty Net	Pen. Shot
2000-01	116-139	47-8	7-0	6-9	1-0	0-0	1-0	0-2	1-68	9-7	2-0
2001-02	100-173	43-7	4-0	7-13	3-0	0-0	0-1	0-3	3-48	4-9	0-1
2002-03	117-182	63-8	4-0	5-9	4-0	0-0	0-1	0-5	11-54	9-4	0-0
2003-04	103-158	48-11	8-0	8-8	2-0	0-0	0-0	0-3	3-47	4-10	1-1
2005-06	131-160	53-8	8-0	7-6	3-0	0-0	1-1	0-10	8-83	3-8	1-0
2006-07	113-133	52-7	11-0	10-13	2-0	0-0	0-3	0-12	6-70	2-5	0-1
2007-08	113-126	45-1	6-0	10-10	1-0	0-0	0-2	1-7	5-53	9-9	0-2
2008-09	155-134	39-9	1-0	9-8	1-0	0-1	0-1	0-6	7-55	7-9	1-0
2009-10	137-168	48-8	5-0	5-9	1-0	0-0	0-1	1-4	5-55	11-3	1-1
2010-11	143-163	37-10	4-0	10-9	1-0	0-0	0-1	0-4	6-56	9-7	0-0
2011-12	132-166	42-6	6-0	2-9	0-0	0-0	0-0	0-1	6-63	9-12	1-0
2012-13	84-81	19-1	1-0	4-4	2-0	0-0	0-1	0-3	3-19	2-6	0-0
Total	**1444-1783**	**536-84**	**65-0**	**73-107**	**21-0**	**0-1**	**2-12**	**2-60**	**64-671**	**78-89**	**7-6**

COLUMBUS BLUE JACKETS ALL-TIME STATISTICS

20-GOAL SEASONS

Player	Season	Date/Opponent	Gm.	Tot.	Player	Season	Date/Opponent	Gm.	Tot.
Geoff Sanderson	2000-01	Jan. 21 vs. Tampa Bay	48	30	Fredrik Modin	2006-07	Mar. 25 at St. Louis	72	22
Steve Heinze*	2000-01	Mar. 1 vs. Nashville	62	22*	Rick Nash	2007-08	Dec. 31 vs. Edmonton	39	38
Ray Whitney	2001-02	Mar. 21 vs. Detroit	56	21	Nikolai Zherdev	2007-08	Jan. 19 at Dallas	48	26
Mike Sillinger	2001-02	Apr. 6 at Montreal	76	20	Rick Nash	2008-09	Jan. 27 vs. Detroit	48	40
Geoff Sanderson	2002-03	Dec. 31 vs. Pittsburgh	37	34	R.J. Umberger	2008-09	Feb. 19 at Toronto	59	26
Ray Whitney	2002-03	Mar. 6 vs. Vancouver	65	24	Kristian Huselius	2008-09	Mar. 13 at Chicago	66	21
Andrew Cassels	2002-03	Apr. 4 vs. Detroit	78	20	Rick Nash	2009-10	Jan. 16 vs. Chicago	50	33
David Vyborny	2002-03	Apr. 6 at Minnesota	79	20	Antoine Vermette	2009-10	Mar. 2 vs. Vancouver	64	27
Rick Nash	2003-04	Dec. 19 vs. Calgary	31	41	R.J. Umberger	2009-10	Mar. 11 vs. Atlanta	68	23
David Vyborny	2003-04	Mar. 14 at Minnesota	72	22	Kristian Huselius	2009-10	Mar. 19 vs. Minnesota	71	23
Rick Nash	2005-06	Mar. 15 at Chicago	66	31	Rick Nash	2010-11	Jan. 8 at Los Angeles	41	32
Nikolai Zherdev	2005-06	Mar. 4 at Los Angeles	60	27	R.J. Umberger	2010-11	Feb. 25 vs. Phoenix	60	25
David Vyborny	2005-06	Apr. 15 vs. Chicago	80	22	Rick Nash	2011-12	Feb. 21 vs. San Jose	60	30
Rick Nash	2006-07	Mar. 3 at Phoenix	59	27	R.J. Umberger	2011-12	Apr. 7 at NY Islanders	82	20

*Had 22 goals in 65 games with Columbus before being traded to Buffalo. Finished the season with 27 goals in 79 games

HAT TRICKS

Hat Tricks For - 23

Goals	Player	Date	Opponent	Goaltender	Result
3	Geoff Sanderson	Feb. 10, 2001	Nashville	Mike Dunham	W, 3-2
3	Deron Quint	Mar. 9, 2001	at Florida	Trevor Kidd	W, 7-6
3	Tyler Wright	Mar. 16, 2001	at Atlanta	Norm Maracle (2, EN)	W, 3-0
3	Espen Knutsen	Jan. 24, 2002	San Jose	Evgeni Nabokov (2), Miikka Kiprusoff	W, 6-2
3	Tyler Wright	Oct. 27, 2002	Los Angeles	Jamie Storr	W, 5-1
3	Ray Whitney	Feb. 27, 2003	Los Angeles	Jamie Storr (2, EN)	W, 3-1
3	Tyler Wright	Mar. 20, 2003	Toronto	Trevor Kidd	W, 4-3 OT
4	Geoff Sanderson	Mar. 29, 2003	at Calgary	Roman Turek (3, EN)	W, 6-4
3	David Vyborny	Nov. 7, 2003	Atlanta	Byron Dafoe (2, EN)	W, 4-2
3	Bryan Berard	Jan. 8, 2006	at Phoenix	Curtis Joseph	W, 5-2
3	Rick Nash	Apr. 7, 2006	at Detroit	Manny Legace	L, 6-5 SO
3	Rick Nash	Dec. 31, 2007	Edmonton	Dwayne Roloson (2, EN)	W, 4-2
3	Nikita Filatov	Jan. 10, 2009	Minnesota	Josh Harding	W, 4-2
3	Rick Nash	Jan. 27, 2009	Detroit	Chris Osgood	W, 3-2 OT
3	Rick Nash	Mar. 7, 2009	at Detroit	Chris Osgood	W, 8-2
3	R.J. Umberger	Nov. 30, 2009	St. Louis	Chris Mason (2, EN)	W, 5-2
3	Rick Nash	Nov. 20, 2010	at San Jose	Antero Nittymaki	W, 3-0
3	Kristian Huselius	Dec. 16, 2010	at Edmonton	Nikolai Khabibulin	L, 3-6
3	Matt Calvert	Feb. 25, 2011	Phoenix	Ilya Bryzgalov	W, 5-3
3	Jeff Carter	Dec. 22, 2011	at Nashville	Pekka Rinne	L, 5-6
3	Jeff Carter	Feb. 21, 2012	San Jose	Antti Niemi-2 & Thomas Greiss-1	W, 6-3
3	R.J. Umberger	Mar. 23, 2012	Carolina	Cam Ward	W, 5-1
3	Cam Atkinson	Apr. 5, 2012	at Colorado	Semyon Varlamov	W, 5-2

Hat Tricks Against – 28

Goals	Player	Date	Opponent	Goaltender	Result
3	Bill Guerin	Feb. 4, 2002	Boston	Marc Denis	L, 0-8
3	Marian Gaborik	Mar. 10, 2002	at Minnesota	Ron Tugnutt	L, 0-5
3	Marian Hossa	Nov. 23, 2002	at Ottawa	J.F. Labbe	L, 3-5
3	Pavel Bure	Dec. 3, 2002	at NY Rangers	Marc Denis	L, 3-5
3	Joe Sakic	Mar. 13, 2003	Colorado	Marc Denis	L, 1-5
3	Peter Bondra	Nov. 29, 2003	Washington	Marc Denis (2), Fred Brathwaite	L, 3-5
3	Bill Guerin	Mar. 3, 2004	at Dallas	Marc Denis	L, 2-4
3	Jason Williams	Oct. 22, 2005	Detroit	Marc Denis	L, 0-6
3	Alexander Frolov	Nov. 13, 2005	Los Angeles	Martin Prusek (2), Marc Denis	L, 2-8
3	Craig Conroy	Nov. 13, 2005	Los Angeles	Martin Prusek, Marc Denis (2)	L, 2-8
3	Ronald Petrovicky	Dec. 9, 2005	at Atlanta	Pascal Leclaire (2, EN)	L, 2-5
3	Jonathan Cheechoo	Jan. 5, 2006	at San Jose	Marc Denis	L, 3-6
3	Dan Cleary	Dec. 28, 2006	Detroit	Fredrik Norrena	L, 4-7
3	Ryane Clowe	Jan. 6, 2007	at San Jose	Fredrik Norrena	L, 2-5
3	Joe Sakic	Oct. 13, 2007	at Colorado	Pascal Leclaire	L, 1-5
3	Henrik Zetterberg	Mar. 19, 2008	at Detroit	Fredrik Norrena	L, 1-3
3	Loui Eriksson	Dec. 18, 2008	at Dallas	Pascal Leclaire	L, 5-6 SO
3	Dany Heatley	Oct. 8, 2009	at San Jose	Steve Mason (2), Mathieu Garon	L, 3-6
3	Steve Sullivan	Dec. 14, 2009	Nashville	Steve Mason	L, 3-5
3	Alexandre Burrows	Jan. 5, 2010	at Vancouver	Steve Mason (2), Mathieu Garon	L, 3-7
3	Rene Bourque	Oct. 22, 2010	Calgary	Steve Mason	L, 2-6
3	Ryan Kesler	Dec. 15, 2010	at Vancouver	Mathieu Garon	L, 2-3
3	Anze Kopitar	Mar. 11, 2011	Los Angeles	Steve Mason	L, 2-4
3	Ryan Jones	Dec. 2, 2012	at Edmonton	Curtis Sanford	L, 3-6
3	Corey Perry	Jan. 8, 2012	at Anaheim	Curtis Sanford	L, 4-7
3	Viktor Stalberg	Jan. 10, 2012	at Chicago	Curtis Sanford	L, 2-5
3	Corey Perry	Feb. 12, 2012	Anaheim	Steve Mason	L, 3-5
3	Steve Sullivan	Jan. 23, 2013	at Phoenix	Steve Mason	L, 1-5

EXTRA ATTACKER GOALS

Extra Attacker Goals – 47

Date	Opponent	Goal Scorer	Time	Period	Result
Oct. 22, 2000	Detroit	Steve Heinze	19:00	3rd	L, 1-2 OT
Jan. 6, 2001	at Vancouver	Chris Nielsen	19:17	3rd	L, 3-4
Feb. 12, 2001	NY Rangers	Steve Heinze	17:43	3rd	L, 3-4
Feb. 16, 2001	at Detroit	Steve Heinze	18:25	3rd	L, 2-4
Oct. 14, 2001	at Chicago	Grant Marshall	16:18	1st	T, 2-2
Nov. 13, 2001	St. Louis	David Vyborny	18:45	3rd	W, 3-2 OT
Jan. 14, 2002	at NY Rangers	Tyler Wright	18:51	3rd	T, 2-2
Dec. 14, 2002	at Detroit	Jody Shelley	1:40	3rd	L, 4-6
Dec. 4, 2003	Nashville	Rick Nash	19:39	3rd	L, 2-4
Jan. 8, 2004	at San Jose	Mark Hartigan	14:11	2nd	W, 3-2 OT
Feb. 21, 2004	at Los Angeles	Rick Nash	18:32	3rd	L, 3-4
Oct. 9, 2005	at Chicago	Jason Chimera	4:31	1st	W, 3-2
Oct. 28, 2005	Minnesota	Adam Foote	19:18	3rd	W, 2-1 SO
Nov. 26, 2005	at St. Louis	Luke Richardson	13:52	2nd	W, 4-3
Dec. 9, 2005	at Atlanta	Nikolai Zherdev	5:16	3rd	L, 2-5
Dec. 26, 2005	Chicago	Nikolai Zherdev	19:36	3rd	W, 4-3 OT
Mar. 4, 2006	at Los Angeles	Nikolai Zherdev	4:35	3rd	L, 2-3
Apr. 7, 2006	at Detroit	Rick Nash	19:27	3rd	L, 5-6 SO
Apr. 11, 2006	at Dallas	Sergei Fedorov	18:26	3rd	L, 2-3
Apr. 18, 2006	Dallas	Mark Hartigan	19:03	3rd	W, 5-4 OT
Oct. 21, 2006	at Pittsburgh	Nikolai Zherdev	15:25	3rd	L, 3-5
Nov. 25, 2006	Minnesota	Sergei Fedorov	14:46	3rd	W, 5-3
Dec. 26, 2006	Boston	Sergei Fedorov	19:37	3rd	W, 5-4 OT
Feb. 20, 2007	at St. Louis	Rick Nash	19:46	3rd	L, 4-5 SO
Feb. 27, 2007	at Colorado	Rick Nash	19:31	3rd	L, 2-3
Mar. 7, 2007	Los Angeles	Geoff Platt	16:34	1st	W, 3-2
Mar. 30, 2007	at Chicago	Jason Chimera	11:56	2nd	L, 1-3
Nov. 4, 2007	St. Louis	Manny Malhotra	15:41	1st	W, 3-0
Mar. 7, 2008	Edmonton	Dan Fritsche	19:59	3rd	L, 1-2 OT
Dec. 7, 2008	at Anaheim	Fredrik Modin	19:14	3rd	L, 3-5
Dec. 18, 2008	at Dallas	Rick Nash	1:34	1st	L, 5-6 OT
Oct. 8, 2009	at San Jose	Raffi Torres	3:35	3rd	L, 3-6
Nov. 1, 2009	at Washington	Raffi Torres	19:37	3rd	W, 5-4 OT
Mar. 9, 2010	at Anaheim	Derek Dorsett	8:55	1st	W, 5-2
Apr. 1, 2010	at Detroit	R.J. Umberger	18:47	3rd	L. 2-3
Nov. 28, 2010	at Detroit	R.J. Umberger	18:29	3rd	L, 2-4
Dec. 6, 2010	Dallas	Rick Nash	19:13	3rd	W, 3-2
Jan. 15, 2011	at Detroit	Rick Nash	18:56	3rd	L, 5-6
Jan. 19, 2011	at Florida	Antoine Vermette	19:07	3rd	W, 3-2
Feb. 8, 2011	at Pittsburgh	Samuel Pahlsson	8:08	2nd	W, 4-1
Feb. 16, 2011	Los Angeles	Kris Russell	18:37	3rd	L, 3-4
Mar. 12, 2011	at Carolina	Derek MacKenzie	18:59	3rd	W, 3-2
Apr. 9, 2011	Buffalo	Kristian Huselius	19:37	3rd	L, 4-5
Dec. 1, 2011	at Calgary	Rick Nash	19:02	3rd	W, 4-3 SO
Feb. 7, 2012	Minnesota	David Savard	8:59	1st	W, 3-1
Feb. 19, 2012	NY Rangers	Rick Nash	18:27	3rd	L, 2-3 OT
Jan. 26, 2013	Chicago	Artem Anisimov	17:41	3rd	L, 2-3

Extra Attacker Goals Against - 47

Date	Opponent	Goal Scorer	Time	Period	Result
Dec. 27, 2000	at New Jersey	Jason Arnott	18:51	3rd	T, 2-2 OT
Feb. 6, 2001	St. Louis	Scott Young	19:51	3rd	T, 2-2 OT
Feb. 17, 2001	Pittsburgh	Robert Lang	19:10	3rd	L, 2-3 OT
Dec. 31, 2001	Anaheim	Oleg Tverdovsky	18:26	3rd	W, 3-1
Jan. 6, 2002	Nashville	Greg Johnson	19:15	3rd	W, 4-3
Jan. 12, 2002	Chicago	Eric Daze	18:48	3rd	W, 5-4
Feb. 28, 2002	Pittsburgh	Alexei Morozov	19:28	3rd	L, 3-4 OT
Mar. 28, 2002	at Vancouver	Henrik Sedin	8:14	1st	L, 3-4 OT
Nov. 17, 2002	at Dallas	Scott Young	18:56	3rd	L, 2-3 OT
Nov. 22, 2002	at Buffalo	Taylor Pyatt	2:35	2nd	L, 4-5
Feb. 21, 2003	at San Jose	Jonathan Cheechoo	16:30	1st	L, 0-6
Apr. 4, 2003	Detroit	Pavel Datsyuk	19:48	3rd	T, 5-5 OT
Nov. 22, 2003	NY Islanders	Oleg Kvasha	19:19	3rd	W, 2-1
Dec. 2, 2003	Anaheim	Vinny Prospal	19:28	3rd	W, 2-1
Jan. 8, 2004	at San Jose	Scott Thornton	19:03	3rd	W, 3-2 OT
Jan. 24, 2004	Chicago	Steve Sullivan	19:19	3rd	W, 4-3
Oct. 26, 2005	Nashville	Adam Hall	19:40	3rd	W, 3-2 OT
Dec. 8, 2005	NY Islanders	Mark Parrish	19:23	3rd	W, 4-3 SO
Jan. 14, 2006	at Florida	Nathan Horton	19:13	3rd	W, 5-4 OT
Mar. 9, 2006	Phoenix	Dave Scatchard	18:13	3rd	W, 5-4
Oct. 7, 2006	at Chicago	Patrick Sharp	15:41	3rd	W, 5-4
Nov. 20, 2006	Nashville	Martin Erat	18:28	2nd	L, 1-3
Dec. 22, 2006	Vancouver	Daniel Sedin	18:45	3rd	W, 3-2
Jan. 6, 2007	at San Jose	Ryane Clowe	5:24	3rd	L, 2-5
Feb. 24, 2007	at NY Rangers	Blair Betts	2:46	1st	W, 3-2

Extra Attacker Goals Against continued

Date	Opponent	Goal Scorer	Time	Period	Result
Oct. 17, 2007	Dallas	Brenden Morrow	18:49	3rd	L, 2-3 SO
Jan. 17, 2008	at Phoenix	Martin Hanzal	18:22	3rd	W, 4-3
Nov. 3, 2008	at NY Islanders	Chris Campoli	14:15	2nd	L, 3-4 OT
Nov. 7, 2008	Montreal	Sergei Kostitsyn	19:19	3rd	W, 4-3 SO
Dec. 4, 2008	at San Jose	Joe Thornton	7:41	3rd	L, 2-3
Feb. 24, 2009	at Calgary	Mike Cammalleri	15:12	2nd	L, 1-4
Nov. 5, 2009	at Atlanta	Pavel Kubina	2:06	3rd	W, 4-3
Nov. 26, 2009	at Ottawa	Jason Spezza	18:34	1st	L, 1-2
Jan. 23, 2010	at Minnesota	Robbie Earl	18:52	3rd	L, 2-4
Feb. 4, 2010	Dallas	Brad Richards	19:13	3rd	W, 2-1
Oct. 28, 2010	Edmonton	Taylor Hall	9:57	3rd	W, 3-2 SO
Dec. 31, 2010	Ottawa	Daniel Alfredsson	18:49	3rd	W, 4-3
Mar. 9, 2011	St. Louis	Chris Stewart	6:23	3rd	L, 3-4
Mar. 12, 2011	at Carolina	Tuomo Ruutu	19:25	3rd	W, 3-2
Mar. 22, 2011	at Colorado	Daniel Winnik	19:56	3rd	L, 4-5 SO
Oct. 12, 2011	Colorado	Gabriel Landeskog	19:19	3rd	L, 2-3 SO
Oct. 22, 2011	at Ottawa	Jason Spezza	19:24	3rd	L, 3-4
Dec. 8, 2011	Nashville	Patric Hornqvist	18:24	3rd	L, 3-4 OT
Dec. 8, 2011	Nashville	Sergei Kostitsyn	19:47	3rd	L, 3-4 OT
Jan. 10, 2012	at Chicago	Viktor Stalberg	6:32	3rd	L, 2-5
Mar. 26, 2012	at Detroit	Nicklas Lidstrom	6:17	2nd	L, 2-7
Mar. 19, 2013	Nashville	Mike Fisher	18:46	3rd	W, 4-3

PENALTY SHOTS

Penalty Shots - 25

Date	Opponent	Player	Goaltender	Result	Time	Per.	Score
Oct. 15, 2000	at Chicago	David Vyborny	Robbie Tallas	Goal	7:16	2nd	L, 1-2
Nov. 9, 2000	San Jose	Robert Kron	Steve Shields	Unsuccessful	5:34	1st	W, 5-2
Mar. 19, 2001	Nashville	David Vyborny	Tomas Vokoun	Goal	18:01	3rd	L, 1-2
Mar. 14, 2002	Vancouver	Mike Sillinger	Dan Cloutier	Unsuccessful	11:38	3rd	L, 1-5
Mar. 25, 2003	at Los Angeles	Andrej Nedorost	Cristobal Huet	Unsuccessful	16:09	2nd	W, 2-1 OT
Feb. 2, 2004	at Phoenix	David Vyborny	Brian Boucher	Goal	1:23	2nd	T, 3-3
Dec. 17, 2005	at Nashville	David Vyborny	Tomas Vokoun	Goal	14:50	3rd	L, 7-3
Jan. 21, 2006	at Nashville	Trevor Letowski	Tomas Vokoun	Unsuccessful	0:28	3rd	L, 7-2
Feb. 6, 2006	at Vancouver	Rick Nash	Alex Auld	Unsuccessful	13:09	2nd	L, 4-7
Mar. 15, 2006	at Chicago	Dan Fritsche	Nikolai Khabibulin	Unsuccessful	6:06	2nd	L, 2-3
Dec. 31, 2006	Chicago	Rick Nash	Nikolai Khabibulin	Unsuccessful	19:54	2nd	W, 3-1
Oct. 19, 2007	at Buffalo	Rick Nash	Ryan Miller	Unsuccessful	12:08	2nd	W, 3-0
Nov. 26, 2007	at Edmonton	Rick Nash	Dwayne Roloson	Unsuccessful	14:04	1st	L, 1-3
Feb. 8, 2008	at San Jose	Rick Nash	Evgeni Nabokov	Unsuccessful	13:03	2nd	L, 2-1 OT
Jan. 2, 2009	at Colorado	Rick Nash	Peter Budaj	Goal	12:33	2nd	W, 6-1
Apr. 8, 2009	at Chicago	Rick Nash	Nikolai Khabibulin	Unsuccessful	8:59	1st	W, 4-3 SO
Oct. 25, 2009	at Los Angeles	Rick Nash	Jonathan Quick	Unsuccessful	13:15	1st	L, 2-6
Mar. 25, 2010	Chicago	Jakub Voracek	Cristobal Huet	Goal	11:02	2nd	W, 8-3
Nov. 26, 2010	Detroit	Jared Boll	Jimmy Howard	Unsuccessful	8:53	2nd	L, 1-2
Feb. 25, 2011	Phoenix	R.J. Umberger	Ilya Bryzgalov	Unsuccessful	3:19	1st	W, 5-3
Mar. 3, 2011	at Edmonton	R.J. Umberger	Devan Dubnyk	Unsuccessful	10:15	1st	L, 2-4
Mar. 4, 2011	at Calgary	Matt Calvert	Miikka Kiprusoff	Unsuccessful	12:02	2nd	L, 3-4
Mar. 4, 2011	at Calgary	Antoine Vermette	Miikka Kiprusoff	Unsuccessful	9:25	3rd	L, 3-4
Oct. 10, 2011	Vancouver	Maksim Mayorov	Cory Schneider	Unsuccessful	19:09	3rd	L, 2-3
Mar. 25, 2012	Edmonton	Rick Nash	Devan Dubnyk	Goal	7:42	2nd	L, 3-6

Penalty Shots Against - 21

Date	Opponent	Player	Goaltender	Result	Time	Per.	Score
Feb. 28, 2001	Phoenix	Jeremy Roenick	Marc Denis	Unsuccessful	17:06	2nd	W, 5-2
Dec. 12, 2001	at Colorado	Shjon Podein	Marc Denis	Unsuccessful	13:42	2nd	L, 1-5
Jan. 14, 2002	at NY Rangers	Manny Malhotra	Marc Denis	Unsuccessful	3:07	2nd	T, 2-2
Apr. 12, 2002	Atlanta	Tony Hrkac	Marc Denis	Goal	16:23	3rd	W, 5-4 OT
Jan. 23, 2003	at Colorado	Dean McAmmond	Marc Denis	Unsuccessful	7:52	1st	L, 0-5
Dec. 16, 2003	at St. Louis	Pavol Demitra	Marc Denis	Unsuccessful	18:12	2nd	L, 1-2 OT
Feb. 23, 2004	at San Jose	Jonathan Cheechoo	Pascal Leclaire	Goal	0:32	3rd	L, 2-4
Feb. 28, 2004	Colorado	Paul Kariya	Marc Denis	Unsuccessful	10:27	2nd	W, 5-4 OT
Dec. 23, 2005	Nashville	Steve Sullivan	Marc Denis	Unsuccessful	9:07	2nd	L, 4-5
Mar. 5, 2006	at Anaheim	Scott Niedermayer	Pascal Leclaire	Unsuccessful	12:14	3rd	W, 3-2 SO
Oct. 21, 2006	at Pittsburgh	Jordan Staal	Fredrik Norrena	Goal	7:49	3rd	L, 3-5
Dec. 10, 2006	Ottawa	Peter Schaefer	Pascal Leclaire	Unsuccessful	3:55	2nd	W, 6-2
Jan. 5, 2007	at Anaheim	Teemu Selanne	Fredrik Norrena	Unsuccessful	19:39	3rd	W, 4-3
Jan. 26, 2007	Buffalo	Daniel Paille	Fredrik Norrena	Unsuccessful	19:42	2nd	W, 3-2
Dec. 10, 2007	Anaheim	Samuel Pahlsson	Pascal Leclaire	Goal	18:44	2nd	L, 3-4 OT
Mar. 9, 2008	Tampa Bay	Vincent Lecavalier	Pascal Leclaire	Goal	17:37	2nd	W, 5-3
Dec. 6, 2008	Los Angeles	Patrick O'Sullivan	Steve Mason	Unsuccessful	6:43	2nd	L, 0-3
Oct. 8, 2009	at San Jose	Dany Heatley	Mathieu Garon	Goal	7:08	3rd	L, 3-6
Apr. 9, 2010	Detroit	Todd Bertuzzi	Steve Mason	Unsuccessful	7:26	3rd	L, 0-1 SO
Dec. 26, 2010	at Chicago	Jack Skille	Mathieu Garon	Unsuccessful	16:44	2nd	L, 1-4
Jan. 29, 2013	at Minnesota	Pierre-Marc Bouchard	Steve Mason	Unsuccessful	15:49	3rd	L, 2-3

SHUTOUTS

Shutouts - 59

Date	Opponent	Goaltender	Saves	Score
Dec. 18, 2000	at Montreal	Ron Tugnutt	27	2-0
Jan. 15, 2001	Minnesota	Ron Tugnutt	31	3-0
Mar. 14, 2001	Calgary	Ron Tugnutt	30	3-0
Mar. 16, 2001	at Atlanta	Ron Tugnutt	34	3-0
Nov. 27, 2001	Phoenix	Ron Tugnutt	26	3-0
Jan. 16, 2002	NY Rangers	Marc Denis	31	2-0
Mar. 2, 2002	at Los Angeles	Ron Tugnutt	30	2-0
Dec. 19, 2002	Calgary	Marc Denis	29	3-0
Jan. 4, 2003	Phoenix	Marc Denis	23	2-0
Feb. 12, 2003	San Jose	Marc Denis	38	1-0
Mar. 15, 2003	Minnesota	Marc Denis	24	5-0
Apr. 2, 2003	Minnesota	Marc Denis	27	3-0
Oct. 11, 2003	NY Rangers	Marc Denis	25	5-0
Nov. 20, 2003	Detroit	Marc Denis	25	3-0
Jan. 2, 2004	at Tampa Bay	Marc Denis	37	2-0
Mar. 2, 2004	at Carolina	Marc Denis	25	3-0
Mar. 24, 2004	Minnesota	Marc Denis	20	2-0
Dec. 29, 2005	Anaheim	Marc Denis	40	1-0
Oct. 27, 2006	Los Angeles	Pascal Leclaire	38	2-0
Dec. 2, 2006	at Edmonton	Fredrik Norrena	21	4-0
Dec. 5, 2006	at Colorado	Fredrik Norrena	42	3-0
Feb. 16, 2007	San Jose	Fredrik Norrena	29	3-0
Oct. 5, 2007	Anaheim	Pascal Leclaire	28	4-0
Oct. 10, 2007	Phoenix	Pascal Leclaire	32	3-0
Oct. 19, 2007	at Buffalo	Pascal Leclaire	21	3-0
Oct. 25, 2007	St. Louis	Pascal Leclaire	36	3-0
Nov. 4, 2007	St. Louis	Pascal Leclaire	21	3-0
Nov. 23, 2007	at Minnesota	Pascal Leclaire	32	4-0
Dec. 26, 2007	Atlanta	Pascal Leclaire	21	2-0
Jan. 24, 2008	at Chicago	Pascal Leclaire	30	1-0
Feb. 23, 2008	at Montreal	Pascal Leclaire	31	3-0
Mar. 18, 2008	Calgary	Fredrik Norrena	18	3-0
Mar. 26, 2008	Chicago	Fredrik Norrena	17	4-0
Nov. 22, 2008	at Atlanta	Steve Mason	15	2-0
Nov. 29, 2008	Dallas	Steve Mason	26	3-0
Dec. 27, 2008	Philadelphia	Steve Mason	20	3-0
Dec. 29, 2008	at Los Angeles	Steve Mason	24	2-0
Dec. 31, 2008	at Anaheim	Steve Mason	27	2-0
Jan. 9, 2009	at Washington	Steve Mason	45	3-0
Jan. 30, 2009	Ottawa	Steve Mason	30	1-0
Feb. 10, 2009	Colorado	Daniel LaCosta	31	3-0
Feb. 26, 2009	at Edmonton	Steve Mason	19	1-0
Mar. 10, 2009	Boston	Steve Mason	35	2-0
Mar. 26, 2009	Calgary	Steve Mason	33	5-0
Oct. 10, 2009	at Phoenix	Mathieu Garon	36	2-0
Dec. 9, 2009	Florida	Steve Mason	32	3-0
Dec. 28, 2009	Detroit	Steve Mason	34	1-0 OT
Jan. 10, 2010	Dallas	Mathieu Garon	26	2-0
Feb. 6, 2010	Buffalo	Steve Mason	28	4-0
Feb. 10, 2010	San Jose	Steve Mason	40	3-0
Apr. 9, 2010	Detroit	Steve Mason	45	0-1 SO
Nov. 2, 2010	Montreal	Mathieu Garon	29	3-0
Nov. 4, 2010	at Atlanta	Mathieu Garon	25	3-0
Nov. 20, 2010	at San Jose	Mathieu Garon	35	3-0
Nov. 22, 2010	Nashville	Steve Mason	27	2-0
Feb. 4, 2011	at Detroit	Steve Mason	34	3-0
Feb. 22, 2011	Nashville	Steve Mason	20	4-0
Jan. 7, 2012	at Los Angeles	Curtis Sanford	31	1-0
Mar. 1, 2012	at Colorado	Steve Mason	33	2-0
Mar. 9, 2013	Detroit	Sergei Bobrovsky	30	3-0
Mar. 16, 2013	Phoenix	Sergei Bobrovsky	39	3-0
Mar. 26, 2013	at Vancouver	Sergei Bobrovsky	34	0-1 SO
Apr. 9, 2013	San Jose	Sergei Bobrovsky	30	4-0

Shutouts Against - 86

Date	Opponent	Goaltender	Saves	Score
Nov. 1, 2000	at Dallas	Ed Belfour	14	0-4
Nov. 17, 2000	Florida	Trevor Kidd	30	0-3
Nov. 24, 2000	at Dallas	Ed Belfour	23	0-3
Dec. 3, 2000	at Chicago	Jocelyn Thibault	29	0-5
Dec. 26, 2000	at St. Louis	Brent Johnson	24	0-5
Mar. 27, 2001	at Calgary	Fred Brathwaite	19	0-3
Mar. 29, 2001	at Los Angeles	Felix Potvin	27	0-3
Oct. 20, 2001	Colorado	Patrick Roy	24	0-5
Oct. 27, 2001	at San Jose	Evgeni Nabokov	16	0-2
Nov. 9, 2001	Edmonton	Tommy Salo	23	0-3
Nov. 21, 2001	Detroit	Manny Legace	38	0-1 OT
Dec. 5, 2001	at Florida	Roberto Luongo	23	0-2
Dec. 6, 2001	at Tampa Bay	Nikolai Khabibulin	27	0-1
Dec. 8, 2001	Colorado	Patrick Roy	26	0-2
Feb. 4, 2002	Boston	John Grahame	30	0-8
Feb. 9, 2002	Nashville	Tomas Vokoun	25	0-1 OT
Mar. 10, 2002	at Minnesota	Dwayne Roloson	14	0-5
Apr. 14, 2002	at Chicago	Jocelyn Thibault	28	0-2
Dec. 23, 2002	Detroit	Curtis Joseph	33	0-1
Jan. 23, 2003	at Colorado	Patrick Roy	18	0-5
Feb. 19, 2003	at Anaheim	J-S Giguere	26	0-2
Feb. 21, 2003	at San Jose	Evgeni Nabokov	29	0-6
Feb. 25, 2003	at Nashville	Tomas Vokoun	19	0-5
Mar. 11, 2003	Dallas	Ron Tugnutt	25	0-2
Mar. 24, 2003	at Anaheim	J-S Giguere	29	0-5
Mar. 28, 2003	at Edmonton	Jussi Markkanen	26	0-4
Apr. 1, 2003	at Philadelphia	Roman Cechmanek	10	0-4
Oct. 23, 2003	Tampa Bay	John Grahame	20	0-1
Nov. 1, 2003	at Calgary	Jamie McLennan	15	0-3
Nov. 14, 2003	Boston	Felix Potvin	24	0-4
Dec. 31, 2003	San Jose	Evgeni Nabokov	26	0-1
Jan. 3, 2004	at Florida	Roberto Luongo	42	0-1
Jan. 6, 2004	at Colorado	David Aebischer	35	0-6
Jan. 22, 2004	at Chicago	Craig Anderson	30	0-7
Feb. 4, 2004	at Dallas	Marty Turco	18	0-1
Mar. 6, 2004	Vancouver	Johan Hedberg	32	0-4
Mar. 18, 2004	at Calgary	Miikka Kiprusoff	23	0-2
Mar. 29, 2004	at Buffalo	Martin Biron	23	0-6
Oct. 22, 2005	Detroit	Manny Legace	17	0-6
Nov. 16, 2005	St. Louis	Curtis Sanford	36	0-2
Nov. 25, 2005	Colorado	David Aebischer	35	0-5
Jan. 18, 2006	Detroit	Chris Osgood	26	0-4
Mar. 2, 2006	at Colorado	David Aebischer	24	0-1
Oct. 14, 2006	at Minnesota	Manny Fernandez	24	0-5
Oct. 23, 2006	San Jose	Vesa Toskala	23	0-3
Oct. 28, 2006	at New Jersey	Martin Brodeur	22	0-1
Nov. 12, 2006	at Chicago	Brian Boucher	28	0-1
Nov. 17, 2006	Colorado	Peter Budaj	25	0-3
Nov. 28, 2006	at Vancouver	Roberto Luongo	24	0-1
Dec. 20, 2006	at Detroit	Dominik Hasek	27	0-5
Dec. 23, 2006	at NY Islanders	Rick DiPietro	26	0-4
Jan. 3, 2007	at Los Angeles	Mathieu Garon	26	0-3
Jan. 12, 2007	at Nashville	Tomas Vokoun	22	0-2
Jan. 18, 2007	at Nashville	Chris Mason	33	0-4
Feb. 6, 2007	Phoenix	Curtis Joseph	28	0-3
Feb. 22, 2007	Edmonton	Dwayne Roloson	28	0-4
Mar. 9, 2007	Dallas	Marty Turco	30	0-3
Mar. 16, 2007	at San Jose	Vesa Toskala	35	0-3
Apr. 3, 2007	at Detroit	Dominik Hasek	35	0-3
Nov. 29, 2007	at Vancouver	Roberto Luongo	26	0-2
Dec. 15, 2007	at Boston	Alexander Auld	32	0-2
Mar. 4, 2008	at Calgary	Miikka Kiprusoff	39	0-1
Mar. 25, 2008	at Nashville	Dan Ellis	36	0-3
Mar. 28, 2008	Nashville	Dan Ellis	43	0-2
Apr. 5, 2008	at St. Louis	Manny Legace	25	0-3
Dec. 6, 2008	at Los Angeles	Jason LaBarbera	23	0-3
Dec. 20, 2008	at Phoenix	Ilya Bryzgalov	33	0-2
Dec. 23, 2008	Los Angeles	Jonathan Quick	24	0-3
Jan. 6, 2009	at Detroit	Ty Conklin	23	0-3
Mar. 15, 2009	Detroit	Chris Osgood	23	0-4
Apr. 5, 2009	Chicago	Nikolai Khabibulin	20	0-1
Jan. 14, 2010	at Chicago	Cristobal Huet	24	0-3
Mar. 8, 2010	at Los Angeles	Jonathan Quick	11	0-6
Mar. 20, 2010	at Nashville	Pekka Rinne	33	0-1
Apr. 9, 2010	Detroit	Jimmy Howard	22	0-1 SO
Dec. 3, 2010	at Buffalo	Ryan Miller	19	0-5
Jan. 7, 2011	at Anaheim	Jonas Hiller	27	0-6
Mar. 17, 2011	Detroit	Joey MacDonald	37	0-2
Mar. 20, 2011	New Jersey	Martin Brodeur	13	0-3
Mar. 24, 2011	at Phoenix	Ilya Bryzgalov	28	0-3
Apr. 5, 2011	at Dallas	Kari Lehtonen	23	0-3
Jan. 19, 2012	Nashville	Pekka Rinne	38	0-3
Jan. 31, 2012	at San Jose	Antti Niemi	30	0-6
Feb. 24, 2012	Colorado	Semyon Varlamov	28	0-5
Mar. 14, 2012	at Edmonton	Devan Dubnyk	22	0-3
Apr. 3, 2012	at Phoenix	Mike Smith	54	0-3
Jan. 24, 2013	at Colorado	Semyon Varlamov	33	0-4
Feb. 24, 2013	at Chicago	Corey Crawford	28	0-1
Mar. 16, 2013	Phoenix	Mike Smith	23	1-0 SO
Mar. 26, 2013	at Vancouver	Cory Schneider	17	0-1 SO
Apr. 27, 2013	Minnesota	Niklas Backstrom	24	0-3

OVERTIME

Overtime Record By Season

	Home					Road					Overall				
Year	**GP**	**W**	**L**	**T**	**PTS**	**GP**	**W**	**L**	**T**	**PTS**	**GP**	**W**	**L**	**T**	**PTS**
2000-01	9	2	3	4	11	9	1	3	5	10	18	3	6	9	21
2001-02	11	2	4	5	13	4	0	1	3	4	15	2	5	8	17
2002-03	9	2	2	5	11	6	2	1	3	8	15	4	3	8	19
2003-04	10	4	2	4	14	8	2	2	4	10	18	6	4	8	24
	GP	**W**	**L**	**SOL**	**PTS**	**GP**	**W**	**L**	**SOL**	**PTS**	**GP**	**W**	**L**	**SOL**	**PTS**
2005-06	8	8	0	0	16	10	6	1	3	16	18	14	1	3	32
2006-07	8	4	1	3	12	8	5	1	2	13	16	9	2	5	25
2007-08	9	2	3	4	11	8	3	1	4	11	17	5	4	8	22
2008-09	10	7	1	2	17	11	4	2	5	15	21	11	3	7	32
2009-10	12	3	3	6	15	8	2	2	4	10	20	5	5	10	25
2010-11	11	6	1	4	17	12	4	4	4	16	23	10	5	8	33
2011-12	4	1	1	2	5	9	5	1	3	14	13	6	2	5	19
2012-13	10	5	2	3	15	7	5	1	1	12	17	10	3	4	27
Totals	**111**	**46**	**23**	**52**	**157**	**100**	**39**	**20**	**41**	**139**	**211**	**85**	**43**	**83**	**296**

Overtime Record by Team

	Home						Road						Overall					
Team	**GP**	**W**	**L**	**T**	**SOL**	**PTS**	**GP**	**W**	**L**	**T**	**SOL**	**PTS**	**GP**	**W**	**L**	**T**	**SOL**	**PTS**
ANA	4	3	1	0	0	7	8	5	1	1	1	13	12	8	2	1	1	20
BOS	3	2	0	0	1	5	1	0	0	0	1	1	4	2	0	0	2	6
BUF	1	0	0	1	0	1	0	0	0	0	0	0	1	0	0	1	0	1
CGY	6	1	3	0	2	7	6	4	1	0	1	10	12	5	4	0	3	17
CAR	0	0	0	0	0	0	0	0	0	0	0	0	0	0	0	0	0	0
CHI	10	3	1	1	5	13	7	2	2	1	2	9	17	5	3	2	7	22
COL	5	3	0	1	1	8	4	2	0	0	2	6	9	5	0	1	3	14
DAL	8	3	2	0	3	11	4	2	1	0	1	6	12	5	3	0	4	17
DET	13	4	4	1	4	17	8	4	1	0	3	12	21	8	5	1	7	29
EDM	9	5	1	3	0	14	3	1	1	0	1	4	12	6	2	3	1	18
FLA	1	1	0	0	0	2	3	3	0	0	0	6	4	4	0	0	0	8
LA	5	3	0	0	2	8	2	1	0	1	0	3	7	4	0	1	2	11
MIN	4	3	0	1	0	7	7	4	2	0	1	11	11	7	2	1	1	18
MTL	1	1	0	0	0	2	3	2	0	1	0	5	4	3	0	1	0	7
NSH	8	3	3	0	2	11	10	4	1	1	4	14	18	7	4	1	6	25
NJ	1	1	0	0	0	2	2	0	0	1	1	2	3	1	0	1	1	4
NYI	3	1	1	1	0	4	3	1	1	0	1	4	6	2	2	1	1	8
NYR	0	0	0	0	0	0	2	0	1	1	0	2	2	0	1	1	0	2
OTT	2	1	0	1	0	3	2	1	0	1	0	3	4	2	0	2	0	6
PHI	2	0	0	2	0	2	1	0	0	1	0	1	3	0	0	3	0	3
PHX	4	2	0	1	1	6	4	0	0	3	1	4	8	2	0	4	2	10
PIT	4	1	2	0	1	5	0	0	0	0	0	0	4	1	2	0	1	5
STL	8	2	2	2	2	10	8	1	3	1	3	9	16	3	5	3	5	19
SJ	4	2	1	0	1	6	4	2	2	0	0	6	8	4	3	0	1	12
TB	1	0	0	1	0	1	2	0	1	0	1	2	3	0	1	1	1	3
TOR	1	1	0	0	0	2	2	1	0	1	0	3	3	2	0	1	0	5
VAN	10	4	2	2	2	14	8	3	2	0	3	11	18	7	4	2	5	25
WSH	2	0	2	0	0	2	3	1	1	1	0	4	5	1	3	1	0	6
WPG	1	1	0	0	0	2	0	0	0	0	0	0	1	1	0	0	0	2
Totals	**111**	**46**	**23**	**18**	**24**	**157**	**100**	**39**	**20**	**15**	**26**	**139**	**211**	**85**	**43**	**33**	**50**	**296**

Overtime Wins - 46

Date	Opponent	Game-Winning Goal	Assist(s)	Goaltender	Time	Result
Dec. 8, 2000	Boston	Geoff Sanderson	Frantisek Kucera, Lyle Odelein	Peter Skudra	4:51	3-2
Mar. 9, 2001	at Florida	Robert Kron (SH)	Jamie Pushor	Trevor Kidd	0:43	7-6
Apr. 8, 2001	Chicago	Tyler Wright	Deron Quint	Steve Passmore	2:41	4-3
Nov. 13, 2001	St. Louis	Ray Whitney (PP)	Robert Kron, Marc Denis	Brent Johnson	4:55	3-2
Apr. 12, 2002	Atlanta	Jaroslav Spacek (PP)	Mike Sillinger, Ray Whitney	Milan Hnilicka	0:29	5-4
Feb. 13, 2003	at Montreal	Jaroslav Spacek	Andrew Cassels, Ray Whitney	Jose Theodore	0:28	2-1
Mar. 6, 2003	Vancouver	Rick Nash	Jaroslav Spacek	Alexander Auld	2:02	5-4
Mar. 20, 2003	Toronto	Tyler Wright	Ray Whitney	Trevor Kidd	4:16	4-3
Mar. 25, 2003	at Los Angeles	Andrew Cassels	Unassisted	empty net	4:12	2-1
Jan. 8, 2004	at San Jose	Rick Nash	David Vyborny, Anders Eriksson	Evgeni Nabokov	4:57	3-2
Jan. 16, 2004	Los Angeles	Rick Nash	Darryl Sydor	Roman Cechmanek	2:58	3-2
Jan. 31, 2004	Minnesota	Anders Eriksson	Manny Malhotra, Jaroslav Spacek	Dwayne Roloson	2:59	2-1
Feb. 11, 2004	Los Angeles	David Vyborny	Unassisted	Roman Cechmanek	1:58	3-2
Feb. 28, 2004	Colorado	Jaroslav Spacek	Andrew Cassels, David Vyborny	Philippe Sauve	3:24	5-4
Mar. 27, 2004	at Nashville	Tyler Wright	Trevor Letowski, Jaroslav Spacek	Tomas Vokoun	2:03	3-2
Oct. 26, 2005	Nashville	Adam Foote (SH)	Radoslav Suchy, Todd Marchant	Tomas Vokoun	0:35	3-2
Dec. 11, 2005	New Jersey	Bryan Berard	Sergei Fedorov, Ron Hainsey	Martin Brodeur	4:46	3-2
Dec. 26, 2005	Chicago	Jaroslav Balastik	Radoslav Suchy, Jan Hrdina	Nikolai Khabibulin	2:35	4-3
Jan. 14, 2006	at Florida	David Vyborny (PP)	Jan Hrdina, Duvie Westcott	Roberto Luongo	4:48	5-4
Mar. 11, 2006	Edmonton	Rostislav Klesla	Nikolai Zherdev, Sergei Fedorov	Dwayne Roloson	4:06	3-2
Apr. 18, 2006	Dallas	Sergei Fedorov (PP)	David Vyborny, Mark Hartigan	Johan Hedberg	0:35	5-4
Dec. 26, 2006	Boston	David Vyborny	Ron Hainsey, Alexander Svitov	Tim Thomas	3:06	5-4
Jan. 16, 2007	at Chicago	Jason Chimera	Manny Malhotra	Nikolai Khabibulin	2:31	5-4
Mar. 7, 2007	Los Angeles	David Vyborny (PP)	Ron Hainsey, Rick Nash	Mathieu Garon	4:38	3-2
Apr. 5, 2007	Dallas	Rick Nash	Geoff Platt, Sergei Fedorov	Mike Smith	1:04	2-1
Dec. 1, 2007	at Calgary	Curtis Glencross	Kris Beech, Kris Russell	Miikka Kiprusoff	2:03	4-3

Overtime Wins continued

Date	Opponent	Game-Winning Goal	Assist(s)	Goaltender	Time	Result
Feb. 29, 2008	at Vancouver	Jason Chimera	Nikolai Zherdev, Dick Tarnstrom	Roberto Luongo	1:07	3-2
Oct. 10, 2008	at Dallas	Rick Nash	Jason Chimera, Christian Backman	Marty Turco	4:39	5-4
Dec. 17, 2008	San Jose	R.J. Umberger	Kristian Huselius, Fedor Tyutin	Evgeni Nabokov	2:55	2-1
Jan. 27, 2009	Detroit	Rick Nash	Mike Commodore, Fedor Tyutin	Chris Osgood	3:27	3-2
Feb. 7, 2009	San Jose	Christian Backman	R.J. Umberger, Jan Hejda	Evgeni Nabokov	1:33	3-2
Mar. 18, 2009	Chicago	Antoine Vermette	R.J. Umberger, Rostislav Klesla	Cristobal Huet	2:38	4-3
Nov. 1, 2009	at Washington	R.J. Umberger	Rick Nash, Jakub Voracek	Jose Theodore	1:45	5-4
Dec. 28, 2009	Detroit	Fredrik Modin	Fedor Tyutin, Samuel Pahlsson	Jimmy Howard	3:12	1-0
Jan. 30, 2010	at St. Louis	Kris Russell	Derick Brassard, Marc Methot	Chris Mason	1:32	3-2
Oct. 9, 2010	at San Jose	Ethan Moreau	Fedor Tyutin	Antero Nittymaki	1:56	3-2
Nov. 24, 2010	at NY Islanders	Jakub Voracek	Kris Russell	Rick DiPietro	2:31	4-3
Dec. 31, 2010	Ottawa	Jakub Voracek	Unassisted	Brian Elliott	2:06	4-3
Jan. 19, 2011	at Florida	R.J. Umberger	Grant Clitsome, Rick Nash	Tomas Vokoun	4:06	3-2
Mar. 19, 2011	Minnesota	Antoine Vermette	Unassisted	Niklas Backstrom	4:26	5-4
Nov. 19, 2011	at Nashville	James Wisniewski	Antoine Vermette	Pekka Rinne	2:43	4-3
Feb. 3, 2012	at Anaheim	Derick Brassard	Unassisted	Jonas Hiller	3:55	3-2
Mar. 3, 2013	Colorado	Artem Anisimov	Tim Erixon, Mark Letestu	Semyon Varlamov	2:26	2-1
Mar. 7, 2013	Vancouver	Matt Calvert	Fedor Tyutin, Jack Johnson	Cory Schneider	4:03	2-1
Mar. 31, 2013	Anaheim	Mark Letestu	Nikita Nikitin, Dalton Prout	Jonas Hiller	4:00	2-1
Apr. 15, 2013	at Colorado	Nick Foligno	Fedor Tyutin	Jean-Sebastien Giguere	4:31	4-3
Apr. 17, 2013	at Anaheim	Fedor Tyutin	Nick Foligno, Marian Gaborik	Viktor Fasth	2:19	3-2

Overtime Losses - 39

Date	Opponent	Game-Winning Goal	Assist(s)	Goaltender	Time	Result
Oct. 22, 2000	Detroit	Kirk Maltby	Sergei Fedorov, Jiri Fischer	Ron Tugnutt	2:01	1-2
Dec. 13, 2000	at Anaheim	Niclas Havelid	Marty McInnis, Anthony Hrkac	Marc Denis	2:13	4-5
Jan. 17, 2001	at Minnesota	Sean O'Donnell	Scott Pellerin, Brad Bombardir	Ron Tugnutt	3:53	2-3
Jan. 31, 2001	Detroit	Steve Yzerman	Igor Larionov	Ron Tugnutt	1:00	2-3
Feb. 17, 2001	Pittsburgh	Alexei Kovalev	Martin Straka	Ron Tugnutt	1:19	2-3
Feb. 20, 2001	at San Jose	Marco Sturm	Bryan Marchment, Jeff Friesen	Ron Tugnutt	4:18	2-3
Nov. 21, 2001	Detroit	Luc Robitaille	Nicklas Lidstrom, Igor Larionov	Ron Tugnutt	4:17	0-1
Feb. 9, 2002	Nashville	Denis Arkhipov	Vladimir Orszagh, Andy Delmore	Marc Denis	2:45	0-1
Feb. 28, 2002	Pittsburgh	Michal Rozsival	Jan Hrdina, Kris Beech	Ron Tugnutt	1:42	3-4
Mar. 21, 2002	Detroit	Sergei Fedorov	Brendan Shanahan, Nicklas Lidstrom	Marc Denis	0:25	2-3
Mar. 28, 2002	at Vancouver	Andrew Cassels	Todd Bertuzzi, Mattias Ohlund	Marc Denis	4:20	3-4
Nov. 5, 2002	Washington	Peter Bondra	Michael Nylander, Kip Miller	Marc Denis	4:56	3-4
Nov. 17, 2002	at Dallas	Pierre Turgeon	Scott Young, Sergei Zubov	Marc Denis	3:19	2-3
Mar. 8, 2003	Calgary	Jarome Iginla	Craig Conroy	Marc Denis	4:52	2-3
Oct. 30, 2003	at Edmonton	Brad Isbister	Mike York, Marc-Andre Bergeron	Marc Denis	2:29	3-4
Dec. 12, 2003	St. Louis	Doug Weight	Pavol Demitra, Keith Tkachuk	Fred Brathwaite	4:51	2-3
Dec. 16, 2003	at St. Louis	Keith Tkachuk	Chris Pronger, Pavol Demitra	Marc Denis	4:17	1-2
Feb. 14, 2004	San Jose	Marco Sturm	Patrick Marleau, Brad Stuart	Marc Denis	4:43	1-2
Mar. 13, 2006	at St. Louis	Christian Backman	Keith Tkachuk, Jay McClement	Pascal Leclaire	3:49	2-3
Oct. 6, 2006	Vancouver	Daniel Sedin	Henrik Sedin	Pascal Leclaire	0:31	2-3
Dec. 29, 2006	at Minnesota	Wes Walz	Martin Skoula, Pavol Demitra	Ty Conklin	1:29	3-4
Dec. 10, 2007	Anaheim	Chris Pronger	Ryan Getzlaf, Mathieu Schneider	Pascal Leclaire	3:14	3-4
Feb. 5, 2008	Washington	Alex Ovechkin	Tom Poti, Shaone Morrisonn	Fredrik Norrena	2:28	3-4
Feb. 8, 2008	at San Jose	Joe Thornton	Sandis Ozolinsh, Patrick Marleau	Fredrik Norrena	1:49	1-2
Mar. 7, 2008	Edmonton	Andrew Cogliano	Robert Nilsson	Pascal Leclaire	1:53	1-2
Nov. 3, 2008	NY Islanders	Chris Campoli	Mike Comrie	Fredrik Norrena	3:13	3-4
Mar. 24, 2009	at Tampa Bay	Martin St. Louis	Steven Stamkos, Richard Petiot	Steve Mason	3:04	1-2
Apr. 5, 2009	Chicago	Kris Versteeg	Andrew Ladd	Steve Mason	3:10	0-1
Dec. 31, 2009	Nashville	David Legwand	Joel Ward	Mathieu Garon	0:28	1-2
Mar. 2, 2010	Vancouver	Christian Ehrhoff	Ryan Kesler, Alexandre Burrows	Steve Mason	1:33	3-4
Mar. 20, 2010	at Nashville	Cody Franson	Martin Erat, Colin Wilson	Steve Mason	1:54	0-1
Mar. 27, 2010	NY Islanders	Josh Bailey	John Tavares, Mark Streit	Mathieu Garon	2:58	3-4
Apr. 5, 2010	at St. Louis	Erik Johnson	Andy McDonald, David Perron	Mathieu Garon	3:59	1-2
Dec. 13, 2010	at Calgary	Jarome Iginla	Alex Tanguay, Cory Sarich	Mathieu Garon	3:49	2-3
Dec. 15, 2010	at Vancouver	Ryan Kesler	Daniel Sedin, Henrik Sedin	Mathieu Garon	3:30	2-3
Jan. 15, 2011	at Detroit	Johan Franzen	Henrik Zetterberg, Niklas Kronwall	Steve Mason	0:45	5-6
Mar. 9, 2011	St. Louis	Chris Stewart	Carlo Colaiacovo, Kevin Shattenkirk	Jaroslav Halak	0:54	3-4
Mar. 31, 2011	at Washington	Jason Chimera	Brooks Laich, John Carlson	Steve Mason	2:30	3-4
Dec. 8, 2011	Nashville	Colin Wilson	Martin Erat	Curtis Sanford	1:45	3-4
Feb. 19, 2012	at NY Rangers	Derek Stepan	Michael Del Zotto, Marian Gaborik	Steve Mason	0:22	2-3
Feb. 7, 2013	Calgary	Alex Tanguay	Jarome Iginla, T.J. Brodie	Sergei Bobrovsky	1:07	3-4
Feb. 26, 2013	Dallas	Loui Eriksson	Derek Roy, Brenden Dillon	Sergei Bobrovsky	3:03	4-5
Mar. 1, 2013	at Chicago	Brent Seabrook	Jonathan Toews, Viktor Stalberg	Steve Mason	3:23	3-4

COLUMBUS BLUE JACKETS ALL-TIME STATISTICS

SHOOTOUTS

Shootout Record by Season

	Home				Road				Overall			
Season	**GP**	**W**	**L**	**PTS**	**GP**	**W**	**L**	**PTS**	**GP**	**W**	**L**	**PTS**
2005-06	3	3	0	6	8	5	3	13	11	8	3	19
2006-07	4	1	3	5	6	4	2	10	10	5	5	15
2007-08	6	2	4	8	5	1	4	6	11	3	8	14
2008-09	5	3	2	8	8	3	5	11	13	6	7	19
2009-10	8	2	6	10	4	0	4	4	12	2	10	14
2010-11	9	5	4	14	4	0	4	4	13	5	8	18
2011-12	3	1	2	4	6	3	3	9	9	4	5	13
2012-13	5	2	3	7	4	3	1	7	9	5	4	14
Totals	**43**	**19**	**24**	**62**	**45**	**19**	**26**	**64**	**88**	**38**	**50**	**126**

Shootout Record by Team

	Home				Road				Overall			
Team	**GP**	**W**	**L**	**PTS**	**GP**	**W**	**L**	**PTS**	**GP**	**W**	**L**	**PTS**
Anaheim	1	1	0	2	3	2	1	5	4	3	1	7
Boston	1	0	1	1	1	0	1	1	2	0	2	2
Buffalo	0	0	0	0	0	0	0	0	0	0	0	0
Calgary	3	1	2	4	4	3	1	7	7	4	3	11
Carolina	0	0	0	0	0	0	0	0	0	0	0	0
Chicago	4	0	4	4	3	1	2	4	7	1	6	8
Colorado	1	0	1	1	2	0	2	2	3	0	3	3
Dallas	4	1	3	5	2	1	1	3	6	2	4	8
Detroit	5	2	3	7	6	3	3	9	11	5	6	16
Edmonton	3	3	0	6	2	1	1	3	5	4	1	9
Florida	1	1	0	2	0	0	0	0	1	1	0	2
Los Angeles	2	0	2	2	0	0	0	0	2	0	2	2
Minnesota	2	2	0	4	3	2	1	5	5	4	1	9
Montreal	1	1	0	2	1	1	0	2	2	2	0	4
Nashville	4	2	2	6	5	1	4	6	9	3	6	12
New Jersey	0	0	0	0	1	0	1	1	1	0	1	1
NY Islanders	1	1	0	2	1	0	1	1	2	1	1	3
NY Rangers	0	0	0	0	0	0	0	0	0	0	0	0
Ottawa	0	0	0	0	1	1	0	2	1	1	0	2
Philadelphia	0	0	0	0	0	0	0	0	0	0	0	0
Phoenix	2	1	1	3	1	0	1	1	3	1	2	3
Pittsburgh	2	1	1	3	0	0	0	0	2	1	1	3
St. Louis	3	1	2	4	3	0	3	3	6	1	5	7
San Jose	1	0	1	1	0	0	0	0	1	0	1	1
Tampa Bay	0	0	0	0	1	0	1	1	1	0	1	1
Toronto	0	0	0	0	1	1	0	2	1	1	0	2
Vancouver	2	1	1	3	4	2	2	6	6	3	3	9
Washington	0	0	0	0	0	0	0	0	0	0	0	0
Winnipeg	0	0	0	0	0	0	0	0	0	0	0	0
Total	**43**	**19**	**24**	**62**	**45**	**19**	**26**	**64**	**88**	**38**	**50**	**126**

Shootout Wins - 38

Date	Opponent	Shootout Deciding Goal	Goaltender	Round	Shootout Score	Game Score
Oct. 28, 2005	Minnesota	Trevor Letowski	Dwayne Roloson	8th	2-1	2-1
Nov. 30, 2005	at Minnesota	Jaroslav Balastik	Manny Fernandez	3rd	1-0	3-2
Dec. 8, 2005	NY Islanders	David Vyborny	Rick DiPietro	1st	1-0	4-3
Jan. 20, 2006	St. Louis	Rick Nash	Curtis Sanford	2nd	1-0	4-3
Feb. 1, 2006	at Calgary	Jaroslav Balastik	Miikka Kiprusoff	1st	2-0	2-1
Feb. 2, 2006	at Edmonton	Jason Chimera	Jussi Markkanen	8th	4-3	2-1
Mar. 5, 2006	at Anaheim	Rick Nash	Jean-Sebastien Giguere	3rd	1-0	3-2
Mar. 25, 2006	at Detroit	Jaroslav Balastik	Chris Osgood	1st	1-0	5-4
Nov. 3, 2006	Calgary	Manny Malholtra	Jamie McLennan	11th	4-3	5-4
Jan. 30, 2007	at Vancouver	Nikolai Zherdev	Roberto Luongo	3rd	2-1	3-2
Mar. 2, 2007	at Dallas	Jason Chimera	Marty Turco	1st	1-0	3-2
Mar. 14, 2007	at Anaheim	David Vyborny	Jean-Sebastien Giguere	5th	1-0	5-4
Mar. 22, 2007	at Detroit	Sergei Fedorov	Chris Osgood	6th	3-2	2-1
Nov. 24, 2007	Detroit	Rick Nash	Chris Osgood	2nd	3-1	5-4
Jan. 12, 2008	Nashville	Nikolai Zherdev	Chris Mason	1st	1-0	2-1
Feb. 21, 2008	at Ottawa	Rick Nash	Ray Emery	1st	2-0	3-2
Nov. 7, 2008	Montreal	Kristian Huselius	Jaroslav Halak	1st	2-0	4-3
Dec. 11, 2008	Nashville	Jakub Voracek	Dan Ellis	3rd	2-1	2-1
Jan. 18, 2009	at Vancouver	Jason Williams	Roberto Luongo	1st	2-0	6-5
Feb. 19, 2009	at Toronto	Rick Nash	Justin Pogge	2nd	2-1	4-3
Mar. 12, 2009	Pittsburgh	Kristian Huselius	Marc-Andre Fleury	3rd	1-0	4-3
Apr. 8, 2009	at Chicago	Fedor Tyutin	Nikolai Khabibulin	2nd	1-0	4-3
Nov. 13, 2009	Anaheim	Kristian Huselius	Jean-Sebastien Giguere	1st	2-0	3-2
Nov. 16, 2009	Edmonton	Jakub Voracek	Jeff Drouin-Deslauriers	4th	2-1	3-2
Oct. 28 2010	Edmonton	Rick Nash	Devan Dubnyk	1st	2-0	3-2
Dec. 6, 2010	Dallas	Kyle Wilson	Kari Lehtonen	3rd	1-0	3-2
Dec. 27, 2010	Minnesota	Kyle Wilson	Jose Theodore	2nd	3-1	4-3
Jan. 14, 2011	Detroit	Antoine Vermette	Joey MacDonald	4th	1-0	3-2
Mar. 29, 2011	Florida	Maksim Mayorov	Scott Clemmensen	2nd	1-0	3-2
Dec. 1, 2011	at Calgary	Rick Nash	Miikka Kiprusoff	3rd	1-0	4-3
Dec. 6, 2011	at Montreal	Rick Nash	Carey Price	2nd	1-0	3-2

Shootout Wins continued

Date	Opponent	Shootout Deciding Goal	Goaltender	Round	Shootout Score	Game Score
Dec. 13, 2011	Vancouver	Rick Nash	Roberto Luongo	3rd	3-1	2-1
Mar. 18, 2012	at Calgary	Cam Atkinson	Miikka Kiprusoff	4th	1-0	2-1
Jan. 19, 2013	at Nashville	Derek Brassard	Sergei Bobrovsky	6th	2-1	3-2
Mar. 5, 2013	Edmonton	Artem Anisimov	Sergei Bobrovsky	3rd	2-0	4-3
Mar. 10, 2013	at Detroit	Matt Calvert	Sergei Bobrovsky	3rd	2-1	3-2
Mar. 16, 2013	Phoenix	Artem Anisimov	Sergei Bobrovsky	2nd	2-0	1-0
Apr. 13, 2013	at Minnesota	Mark Letestu	Sergei Bobrovsky	2nd	2-0	3-2

Shootout Losses - 50

Date	Opponent	Shootout Deciding Goal	Goaltender	Round	Shootout Score	Game Score
Dec. 20, 2005	at Detroit	Jason Williams	Pascal Leclaire	2nd	1-2	3-4
Jan. 7, 2006	at Colorado	Alex Tanguay	Pascal Leclaire	4th	1-2	2-3
Apr. 7, 2006	at Detroit	Tomas Holmstrom	Marc Denis	5th	0-1	5-6
Nov. 22, 2006	St. Louis	Bill Guerin	Pascal Leclaire	4th	0-1	3-4
Dec. 14, 2006	at Phoenix	Mike Comrie	Fredrik Norrena	3rd	0-1	4-5
Jan. 9, 2007	St. Louis	Lee Stempniak	Fredrik Norrena	3rd	2-3	3-4
Feb. 20, 2007	at St. Louis	Lee Stempniak	Fredrik Norrena	1st	0-1	4-5
Feb. 25, 2007	Nashville	Alexander Radulov	Ty Conklin	1st	0-1	3-4
Oct. 17, 2007	Dallas	Jussi Jokinen	Fredrik Norrena	2nd	0-1	2-3
Nov. 1, 2007	at Anaheim	Mathieu Schneider	Fredrik Norrena	2nd	0-1	1-2
Nov. 10, 2007	at Nashville	Martin Erat	Fredrik Norrena	2nd	0-1	3-4
Nov. 18, 2007	Detroit	Johan Franzen	Pascal Leclaire	5th	2-3	4-5
Dec. 3, 2007	Dallas	Niklas Hagman	Pascal Leclaire	5th	2-3	1-2
Feb. 10, 2008	Los Angeles	Patrick O'Sullivan	Pascal Leclaire	4th	1-2	2-3
Mar. 2, 2008	at Edmonton	Ales Hemsky	Pascal Leclaire	2nd	0-1	3-4
Mar. 30, 2008	at Chicago	Patrick Kane	Fredrik Norrena	1st	0-1	4-5
Nov. 1, 2008	Chicago	Jonathan Toews	Fredrik Norrena	1st	0-1	3-4
Nov. 15, 2008	at Minnesota	Marek Zidlicky	Steve Mason	2nd	0-2	2-3
Dec. 18, 2008	at Dallas	Brad Richards	Pascal Leclaire	1st	0-2	5-6
Jan. 21, 2009	at Calgary	Todd Bertuzzi	Steve Mason	3rd	0-1	4-5
Feb. 16, 2009	Dallas	James Neal	Steve Mason	2nd	0-1	2-3
Mar. 28, 2009	at St. Louis	David Perron	Steve Mason	4th	1-2	3-4
Apr. 4, 2009	at Nashville	Ville Koistinen	Steve Mason	3rd	0-1	4-5
Oct. 30, 2009	Pittsburgh	Sidney Crosby	Steve Mason	2nd	0-1	3-4
Nov. 4, 2009	San Jose	Dan Boyle	Steve Mason	2nd	0-1	2-3
Nov. 21, 2009	at Nashville	David Legwand	Steve Mason	2nd	1-2	3-4
Nov. 28, 2009	Calgary	Jamie Lundmark	Steve Mason	4th	2-3	3-4
Dec. 1, 2009	at Chicago	Brent Seabrook	Steve Mason	11th	1-2	3-4
Dec. 10, 2009	at Nashville	Steve Sullivan	Mathieu Garon	5th	2-3	3-4
Dec. 17, 2009	Phoenix	Robert Lang	Mathieu Garon	3rd	1-2	1-2
Dec. 29, 2009	at NY Islanders	Rob Schremp	Steve Mason	3rd	0-1	1-2
Feb. 14, 2010	Chicago	Troy Brouwer	Mathieu Garon	4th	1-2	4-5
Apr. 9, 2010	Detroit	Todd Bertuzzi	Steve Mason	4th	1-2	0-1
Dec. 1, 2010	Nashville	Steve Sullivan	Steve Mason	2nd	0-1	3-4
Jan. 18, 2011	at Tampa Bay	Ryan Malone	Mathieu Garon	4th	0-1	2-3
Feb. 16, 2011	Los Angeles	Jarrett Stoll	Mathieu Garon	2nd	0-1	3-4
Mar. 1, 2011	at Vancouver	Raffi Torres	Steve Mason	8th	0-1	1-2
Mar. 7, 2011	at St. Louis	Alexander Steen	Steve Mason	4th	2-3	2-3
Mar. 15, 2011	Boston	Tyler Seguin	Steve Mason	1st	0-1	2-3
Mar. 22, 2011	at Colorado	Milan Hejduk	Steve Mason	1st	0-1	4-5
Apr. 1, 2011	Chicago	Viktor Stalberg	Mathieu Garon	3rd	0-1	3-4
Oct. 12, 2011	Colorado	Matt Duchene	Steve Mason	2nd	1-2	2-3
Nov. 17, 2011	at Boston	David Krejci	Curtis Sanford	3rd	1-2	1-2
Nov. 23, 2011	at New Jersey	Ilya Kovalchuk	Curtis Sanford	1st	0-1	1-2
Dec. 27, 2011	Calgary	Jarome Iginla	Steve Mason	1st	0-1	1-2
Jan. 21, 2012	at Detroit	Valtteri Filppula	Curtis Sanford	4th	0-1	2-3
Jan. 21, 2013	Detroit	Damien Brunner	Sergei Bobrovsky	4th	0-1	3-4
Mar. 12, 2013	Vancouver	Mason Raymond	Sergei Bobrovsky	3rd	0-1	1-2
Mar. 14, 2013	Chicago	Patrick Kane	Sergei Bobrovsky	3rd	1-2	1-2
Mar. 26, 2013	at Vancouver	Maxim Lapierre	Sergei Bobrovsky	3rd	0-1	0-1

COLUMBUS BLUE JACKETS ALL-TIME STATISTICS

INDIVIDUAL SHOOTOUT STATISTICS

Player	Rd. 1	Rd. 2	Rd. 3	Rd. 4	Rd. 5	Rd. 6	Rd. 7	Rd. 8	Rd. 9	Rd. 10	Rd. 11	Total	S Pct.	GWG
A. Anisimov	3-4	1-2	...	...	...	...	...	...	...	...	...	4-of-6	.667	2
C. Atkinson	0-2	1-2	...	1-1	...	...	...	...	...	...	...	2-of-5	.400	1
J. Balastik	5-8	...	1-1	...	...	...	...	...	...	...	...	6-of-9	.667	3
B. Berard	...	...	...	...	...	...	0-1	...	...	...	...	0-of-1	.000	0
D. Brassard	...	1-2	0-3	0-1	...	1-1	...	...	...	...	...	2-of-7	.286	1
G. Brule	...	0-1	0-1	...	0-1	0-1	...	...	...	...	...	0-of-4	.000	0
M. Calvert	...	1-2	0-3	0-2	...	...	...	...	...	...	...	1-of-7	.143	1
A. Carter	...	...	...	...	...	...	1-1	...	...	...	...	1-of-1	1.000	0
J. Carter	0-1	...	0-1	...	...	...	...	...	...	...	...	0-of-2	.000	0
J. Chimera	1-1	0-2	...	0-1	0-1	...	...	1-2	...	...	0-1	2-of-8	.250	2
D. Dorsett	...	0-1	...	...	...	...	...	...	...	...	...	0-of-1	.000	0
A. Eriksson	...	...	...	...	...	...	...	...	...	0-1	...	0-of-1	.000	0
S. Fedorov	0-1	0-2	0-2	0-1	1-2	1-1	...	...	...	...	...	2-of-9	.222	1
N. Filatov	0-1	1-3	...	...	...	...	...	...	...	...	...	1-of-4	.250	0
A. Foote	...	...	0-1	...	...	...	...	...	...	...	...	0-of-1	.000	0
D. Fritsche	...	...	...	...	...	0-1	...	...	...	...	...	0-of-1	.000	0
C. Glencross	...	...	...	1-1	...	...	...	...	...	...	...	1-of-1	1.000	0
R. Hainsey	0-1	...	...	...	...	...	...	...	...	...	...	0-of-1	.000	0
M. Hartigan	...	...	1-2	...	...	...	...	...	...	...	...	1-of-2	.500	0
J. Hrdina	...	...	...	0-1	...	0-1	...	...	...	...	...	0-of-2	.000	0
K. Huselius	4-14	0-1	3-8	...	...	...	...	...	...	...	...	7-of-23	.304	3
R. Johansen	1-3	0-2	0-1	0-2	0-1	...	...	...	...	...	...	1-of-9	.111	0
J. Johnson	...	...	0-1	...	...	...	...	...	...	...	...	0-of-1	.000	0
Z. Konopka	...	0-1	...	...	...	...	...	...	...	...	...	0-of-1	.000	0
T. Kubalik	...	0-1	...	...	...	...	...	...	...	...	...	0-of-1	.000	0
M. Letestu	2-3	2-4	1-2	...	...	...	...	...	...	...	...	5-of-9	.556	1
T. Letowski	0-1	...	...	0-1	...	...	1-1	1-1	...	...	...	2-of-4	.500	1
J. Lindstrom	0-1	...	...	...	...	...	...	...	...	...	...	0-of-1	.000	0
D. MacKenzie	...	...	...	...	...	...	0-1	...	...	...	...	0-of-1	.000	0
M. Malhotra	...	...	...	0-1	...	...	...	...	...	...	1-1	1-of-2	.500	1
M. Mayorov	0-1	1-1	...	...	...	...	...	...	...	...	...	1-of-2	.500	1
F. Modin	0-1	0-1	0-1	...	...	...	...	...	...	...	...	0-of-3	.000	0
R. Nash	8-20	13-33	4-13	1-1	...	...	...	...	...	...	...	26-of-67	.388	9
J. Novotny	0-1	0-1	0-1	...	...	...	...	...	...	...	...	0-of-3	.000	0
S. Pahlsson	...	...	...	...	...	...	...	...	0-1	...	...	0-of-1	.000	0
M. Peca	1-2	0-1	0-1	...	...	...	...	...	...	...	...	1-of-4	.250	0
A. Picard	...	...	0-1	...	...	...	...	...	...	...	...	0-of-1	.000	0
G. Platt	...	0-1	...	...	...	...	...	...	...	...	...	0-of-1	.000	0
V. Prospal	...	0-1	...	...	...	...	...	...	...	...	...	0-of-1	.000	0
K. Russell	...	...	...	...	...	...	...	...	...	0-1	...	0-of-1	.000	0
A. Stralman	...	0-1	0-1	...	...	...	...	...	...	...	...	0-of-2	.000	0
A. Svitov	...	...	...	...	...	...	...	...	0-1	...	...	0-of-1	.000	0
R. Torres	...	...	...	...	...	...	...	0-1	...	...	...	0-of-1	.000	0
F. Tyutin	...	2-4	1-4	1-1	...	0-2	...	...	...	...	...	4-of-11	.364	1
R. Umberger	0-1	...	...	0-1	...	...	0-1	0-1	...	...	...	0-of-4	.000	0
S. Upshall	...	0-1	0-1	...	...	...	...	...	...	...	...	0-of-2	.000	0
A. Vermette	0-1	...	0-2	1-5	1-3	...	...	...	...	...	...	2-of-11	.182	1
J. Voracek	0-2	0-1	2-8	1-1	...	...	...	...	...	...	...	3-of-12	.250	2
D. Vyborny	4-8	0-3	0-4	1-1	1-3	...	...	...	...	...	...	6-of-19	.316	2
J. Williams	2-5	0-1	0-1	...	...	...	...	...	...	...	...	2-of-7	.286	1
K. Wilson	...	1-4	1-1	...	...	...	...	...	...	...	...	2-of-5	.400	2
J. Wisniewski	...	...	1-2	0-1	...	...	...	...	...	...	...	1-of-3	.333	0
T. Wright	...	...	...	...	0-1	...	...	...	...	...	...	0-of-1	.000	0
N. Zherdev	2-5	3-7	2-4	1-3	...	...	...	...	...	...	...	8-of-19	.421	2
Total	**34-88**	**27-88**	**17-71**	**8-25**	**3-12**	**2-7**	**2-5**	**2-5**	**0-2**	**0-2**	**1-2**	**96-of-307**	**.313**	**38**

Goaltender	Rd. 1	Rd. 2	Rd. 3	Rd. 4	Rd. 5	Rd. 6	Rd. 7	Rd. 8	Rd. 9	Rd. 10	Rd. 11	Total	SV Pct.
S. Bobrovsky	7-9	7-9	2-4	1-2	1-1	1-1	...	...	...	...	...	19-of-26	.731
T. Conklin	1-2	1-2	1-1	...	...	...	...	...	...	...	...	3-of-5	.600
M. Denis	3-4	4-4	3-3	1-2	1-2	1-1	0-1	1-1	...	...	...	14-of-18	.778
M. Garon	8-9	5-9	4-7	1-4	0-1	...	...	...	...	...	...	18-of-30	.600
P. Leclaire	11-16	13-16	9-12	1-6	0-3	1-1	0-1	1-1	1-1	1-1	1-1	39-of-59	.661
S. Mason	23-31	16-31	14-19	4-8	1-2	2-2	2-2	1-2	1-1	1-1	0-1	65-of-100	.650
F. Norrena	6-11	6-11	5-7	1-2	2-2	1-1	...	...	...	...	...	21-of-34	.618
M. Prusek	1-1	0-1	1-1	1-1	1-1	1-1	1-1	1-1	...	...	...	7-of-8	.875
C. Sanford	4-5	3-5	3-4	0-1	...	...	...	...	...	...	...	10-of-15	.667
Total	**64-88**	**55-88**	**42-58**	**10-26**	**6-12**	**7-7**	**3-5**	**4-5**	**2-2**	**2-2**	**1-2**	**196-of-295**	**.664**

COLUMBUS BLUE JACKETS RECORDS BY SEASON

RECORD BY DIVISION

Year	Central	Pacific	Northwest	Vs. West	Northeast	Atlantic	Southeast	Vs. East
2000-01	6-10-2-2	8-9-1-2	5-12-1-1	19-31-4-5	3-0-3-0	1-4-2-1	5-4-0-0	9-8-5-1
2001-02	5-9-3-3	6-14-0-0	4-14-1-1	15-37-4-4	2-5-1-0	4-0-3-1	1-5-0-0	7-10-4-1
2002-03	5-13-2-0	7-11-1-1	8-8-3-1	20-32-6-2	3-3-0-0	5-3-0-0	1-4-2-1	9-10-2-1
2003-04	9-13-0-2	5-10-4-1	6-11-2-1	20-34-6-4	0-4-1-0	2-2-1-0	3-5-0-0	5-11-2-0
2005-06	14-15-3	8-12-0	8-11-1	30-38-4	0-0-0	4-1-0	1-4-0	5-5-0
2006-07	11-17-4	10-9-1	8-10-2	29-36-7	3-2-0	1-4-0	0-0-0	4-6-0
2007-08	11-18-3	9-5-6	8-10-2	28-33-11	3-2-0	0-0-0	3-1-1	6-3-1
2008-09	10-10-4	6-12-2	12-6-2	28-28-8	5-0-0	3-3-1	5-0-1	13-3-2
2009-10	7-8-9	9-9-2	8-10-2	24-28-12	2-3-0	0-3-3	6-1-0	8-7-3
2010-11	8-11-5	8-11-1	7-9-4	23-31-10	3-2-1	4-2-0	4-0-2	11-4-3
2011-12	5-17-2	9-11-0	9-9-2	23-37-4	2-4-1	1-2-2	3-3-0	6-9-3
2012-13	9-6-3	8-6-1	7-5-3	24-17-7	0-0-0	0-0-0	0-0-0	0-0-0
Total	**100-147-47**	**93-119-23**	**90-115-29**	**273-382-98**	**26-25-7**	**25-24-14**	**32-27-7**	**83-76-28**

RECORD BY MONTH

Year	October	November	December	January	February	March	April
2000-01	3-8-0-1	4-8-1-0	5-6-3-1	5-4-0-2	3-5-3-2	5-6-2-0	3-2-0-0
2001-02	1-7-4-0	6-6-1-1	3-9-1-0	4-9-1-0	1-3-1-2	5-8-0-2	2-5-0-0
2002-03	3-5-1-0	6-6-1-2	4-8-1-0	7-6-2-0	3-7-1-0	5-8-1-1	1-2-1-0
2003-04	3-6-0-1	4-6-3-0	2-9-1-2	6-6-3-0	4-7-1-1	5-10-0-0	1-1-0-0
2005-06	4-8-0	3-10-0	5-8-1	8-4-1	3-3-0	7-7-1	5-3-1
2006-07	3-5-1	3-10-1	9-5-2	6-6-1	3-7-2	8-6-0	1-3-0
2007-08	7-3-1	4-7-3	7-5-2	7-7-0	5-5-3	4-6-3	0-3-0
2008-09	4-6-0	6-4-3	7-6-1	7-5-1	7-4-1	9-4-2	1-2-2
2009-10	6-5-1	7-4-3	2-9-5	7-8-0	3-2-1	7-4-3	0-3-2
2010-11	6-4-0	8-4-0	6-7-3	3-6-2	8-3-1	3-7-6	0-4-1
2011-12	2-9-1	4-6-2	4-8-2	3-8-1	5-7-1	9-7-0	2-1-0
2012-13	0-0-0	0-0-0	0-0-0	2-5-1	3-7-2	10-2-4	9-3-0
Total	**42-66-11**	**55-71-21**	**54-80-25**	**65-74-15**	**48-60-22**	**77-75-25**	**25-32-7**

RECORD BY DAY OF THE WEEK

Year	Monday	Tuesday	Wednesday	Thursday	Friday	Saturday	Sunday
2000-01	2-4-0-0	4-2-1-1	4-8-3-3	4-4-2-0	5-5-0-0	5-10-2-1	4-6-1-1
2001-02	3-8-2-0	2-6-1-0	2-7-0-1	2-8-1-3	7-3-1-0	4-12-2-1	2-3-1-0
2002-03	1-8-1-0	2-7-1-1	4-4-2-0	9-5-0-0	4-6-2-0	7-9-2-1	2-3-0-1
2003-04	2-4-1-0	2-5-2-1	3-9-1-0	3-10-0-1	6-4-0-1	7-12-1-1	2-1-3-0
2005-06	3-2-1	4-4-1	6-8-0	4-5-0	7-11-1	7-8-1	4-5-0
2006-07	2-2-0	7-4-2	2-6-1	4-4-1	8-10-2	7-12-0	3-4-1
2007-08	1-2-2	4-6-1	7-6-1	6-4-1	7-4-2	6-9-1	3-5-4
2008-09	2-1-2	7-7-1	6-2-1	6-2-1	9-5-0	10-9-4	1-5-1
2009-10	6-4-1	4-8-3	2-4-1	7-7-3	3-1-2	7-10-4	3-1-1
2010-11	4-0-2	5-5-4	5-1-4	3-6-1	7-10-1	9-6-1	1-7-0
2011-12	1-4-0	8-9-1	1-2-2	5-8-2	5-4-0	7-12-1	2-7-1
2012-13	3-1-1	3-2-3	1-1-0	4-4-2	3-2-1	6-4-0	4-3-0
Total	**30-40-13**	**52-65-24**	**43-58-20**	**57-67-18**	**71-65-13**	**82-113-23**	**31-50-15**

RECORD IN BACK-TO-BACK GAMES

	Home			Road			Overall		
Year	1st Game	2nd Game	Total	1st Game	2nd Game	Total	1st Game	2nd Game	Total
2000-01	3-1-0-1	0-3-1-2	3-4-1-3	3-9-1-2	2-10-2-0	5-19-3-2	6-10-1-3	2-13-3-2	8-23-4-5
2001-02	1-2-0-0	0-1-0-2	1-3-0-2	5-5-0-0	3-7-0-0	8-12-0-0	6-7-0-0	3-8-0-2	9-15-0-2
2002-03	2-1-0-0	2-2-0-0	4-3-0-0	2-8-2-0	5-5-0-1	7-13-2-1	4-9-2-0	7-7-0-1	11-16-2-1
2003-04	3-2-1-1	3-3-0-0	6-5-1-1	4-6-1-0	2-9-1-0	6-15-2-0	7-8-2-1	5-12-1-0	12-20-3-1
2005-06	7-2-0	2-3-0	9-5-0	4-3-3	6-8-0	10-11-3	11-5-3	8-11-0	19-16-3
2006-07	4-5-1	4-2-1	8-7-2	6-5-0	3-10-1	9-15-1	10-10-1	7-12-2	17-22-3
2007-08	4-0-0	3-1-0	7-1-0	3-5-0	1-4-3	4-9-3	7-5-0	4-5-3	11-10-3
2008-09	8-1-0	4-3-1	12-4-1	4-5-2	3-6-3	7-11-5	12-6-2	7-9-4	19-15-6
2009-10	5-1-2	0-0-0	5-1-2	2-2-0	4-4-4	6-6-4	7-3-2	4-4-4	11-7-6
2010-11	1-4-0	3-4-1	4-8-1	5-5-3	6-3-1	11-8-4	6-9-3	9-7-2	15-16-5
2011-12	2-4-0	1-3-1	3-7-1	3-7-0	2-8-1	5-15-1	5-11-0	3-11-2	8-22-2
2012-13	4-1-0	1-0-0	5-1-0	2-5-0	3-7-0	5-12-0	6-5-0	4-7-0	10-12-0
Total	**44-24-6**	**23-25-9**	**67-49-15**	**43-65-14**	**40-84-17**	**83-146-31**	**87-88-20**	**63-106-26**	**150-194-46**

COLUMBUS BLUE JACKETS RECORDS BY SEASON

RECORD WHEN...

SCORING 1 GOAL OR LESS

Year	Home	Road	Total
2000-01	0-8-1-1	0-15-1-0	0-23-2-1
2001-02	0-10-0-2	0-20-0-0	0-30-0-2
2002-03	1-7-0-0	0-9-1-0	1-16-1-0
2003-04	0-7-1-1	0-13-1-1	0-20-2-2
2005-06	1-9-0	0-9-0	1-18-0
2006-07	0-9-0	1-14-0	1-23-0
2007-08	1-9-2	1-15-2	2-24-4
2008-09	1-4-1	1-10-1	2-14-2
2009-10	1-5-3	0-9-3	1-14-6
2010-11	0-7-0	0-9-1	0-16-1
2011-12	0-9-1	1-8-2	1-17-3
2012-13	1-3-2	0-7-1	1-10-3
Total	**6-87-15**	**4-138-14**	**10-225-29**

SCORING A POWER PLAY GOAL

Year	Home	Road	Total
2000-01	18-5-3-1	4-7-1-2	22-12-4-3
2001-02	11-6-2-0	2-12-3-0	13-18-5-0
2002-03	16-5-2-1	7-14-0-0	23-19-2-1
2003-04	11-8-3-1	6-7-2-2	17-15-5-3
2005-06	17-8-0	7-14-2	24-22-2
2006-07	15-6-4	8-8-2	23-14-6
2007-08	11-5-4	8-9-3	19-14-7
2008-09	12-6-2	7-4-4	19-10-6
2009-10	11-4-1	7-9-4	18-13-5
2010-11	7-7-2	9-6-4	16-13-6
2011-12	12-9-0	6-7-3	18-16-3
2012-13	7-1-3	5-2-0	12-3-3
Total	**148-70-29**	**76-99-32**	**224-169-61**

LEADING AFTER 1ST PERIOD

Year	Home	Road	Total
2000-01	11-1-0-2	6-3-2-2	17-4-2-4
2001-02	6-3-3-0	5-0-0-1	11-3-3-1
2002-03	11-1-2-0	3-6-1-1	14-7-3-1
2003-04	8-1-2-0	1-1-0-0	9-2-2-0
2005-06	8-3-0	4-4-1	12-7-1
2006-07	10-0-1	6-1-2	16-1-3
2007-08	13-2-3	8-0-1	21-2-4
2008-09	12-3-0	8-3-2	20-6-2
2009-10	10-4-3	3-4-3	13-8-6
2010-11	10-2-1	7-2-0	17-4-1
2011-12	13-2-1	5-1-0	18-3-1
2012-13	5-1-1	3-1-0	8-2-1
Total	**117-23-19**	**59-26-16**	**176-49-35**

SCORING 2 GOALS OR LESS

Year	Home	Road	Total
2000-01	4-10-2-3	2-23-4-2	6-33-6-5
2001-02	2-15-3-3	2-26-2-0	4-41-5-3
2002-03	4-11-2-1	3-22-2-1	7-33-4-2
2003-04	5-13-2-2	1-22-3-1	6-35-5-3
2005-06	2-15-0	2-18-2	4-33-2
2006-07	3-9-1	2-20-0	5-29-1
2007-08	4-13-3	2-21-3	6-34-6
2008-09	5-11-2	4-14-2	9-25-4
2009-10	6-9-4	1-14-3	7-23-7
2010-11	2-15-1	1-13-4	3-28-5
2011-12	3-8-1	2-11-1	5-19-2
2012-13	4-6-2	4-9-1	8-15-3
Total	**44-135-32**	**26-213-31**	**70-348-63**

ALLOWING A POWER PLAY GOAL

Year	Home	Road	Total
2000-01	7-9-3-1	4-19-2-3	11-28-5-4
2001-02	4-9-2-1	2-13-2-0	6-22-4-1
2002-03	6-10-4-2	4-15-2-0	10-25-6-2
2003-04	4-9-2-1	1-17-1-1	5-26-3-2
2005-06	13-12-0	8-21-3	21-33-3
2006-07	11-15-3	9-13-3	20-28-6
2007-08	7-10-4	6-13-4	13-23-8
2008-09	13-9-1	7-12-5	20-21-6
2009-10	6-9-3	4-14-4	10-23-7
2010-11	4-14-1	9-13-5	13-27-6
2011-12	3-13-2	4-20-1	7-33-3
2012-13	2-3-1	8-7-0	10-10-1
Total	**80-122-31**	**66-177-36**	**146-299-67**

LEADING AFTER 2ND PERIOD

Year	Home	Road	Total
2000-01	15-2-1-0	7-0-2-1	22-2-3-1
2001-02	10-0-1-2	7-0-2-0	17-0-3-2
2002-03	16-1-3-1	7-1-2-1	23-2-5-2
2003-04	15-2-2-0	4-1-0-1	19-3-2-1
2005-06	8-1-0	7-1-0	15-2-0
2006-07	14-0-1	7-1-3	21-1-4
2007-08	14-1-1	10-2-0	24-3-1
2008-09	12-2-0	9-1-0	21-3-0
2009-10	12-4-3	12-3-1	24-7-4
2010-11	11-1-1	8-1-1	19-2-2
2011-12	15-3-2	8-3-0	23-6-2
2012-13	9-0-0	4-0-0	13-0-0
Total	**151-17-18**	**90-14-14**	**241-31-32**

SCORING 3 GOALS

Year	Home	Road	Total
2000-01	8-4-2-0	2-2-0-0	10-6-2-0
2001-02	6-2-2-1	4-3-1-1	10-5-3-2
2002-03	5-1-1-1	1-2-1-0	6-3-2-1
2003-04	6-4-1-0	3-5-1-1	9-9-2-1
2005-06	4-2-0	5-6-1	9-8-1
2006-07	7-2-3	4-2-1	11-4-4
2007-08	6-1-2	4-1-2	10-2-4
2008-09	9-2-1	2-4-2	11-6-3
2009-10	8-3-4	2-7-3	10-10-7
2010-11	9-2-4	9-2-1	18-4-5
2011-12	4-4-1	2-3-1	6-7-2
2012-13	3-0-2	4-1-1	7-1-3
Total	**75-27-25**	**42-38-17**	**117-65-42**

SCORING 1ST GOAL

Year	Home	Road	Total
2000-01	13-7-1-2	6-7-4-3	19-14-5-5
2001-02	9-6-4-2	8-5-3-0	17-11-7-2
2002-03	12-3-2-0	5-9-2-1	17-12-4-1
2003-04	12-7-3-1	3-9-1-1	15-16-4-2
2005-06	13-6-0	6-8-1	19-14-1
2006-07	14-3-2	9-2-3	23-5-5
2007-08	15-3-4	10-3-2	25-6-6
2008-09	17-5-0	11-4-4	28-9-4
2009-10	12-4-3	8-8-3	20-12-6
2010-11	12-5-2	9-4-3	21-9-5
2011-12	14-8-2	9-5-2	23-13-4
2012-13	7-2-1	5-4-1	12-6-2
Total	**150-59-29**	**87-68-34**	**239-127-63**

LEADING IN SHOTS ON GOAL

Year	Home	Road	Total
2000-01	6-5-2-2	4-5-0-0	10-10-2-2
2001-02	6-8-0-3	0-5-1-0	6-13-1-3
2002-03	6-3-0-0	2-5-0-0	8-8-0-0
2003-04	10-8-1-0	1-2-2-0	11-10-3-0
2005-06	9-6-0	0-2-0	9-8-0
2006-07	9-9-1	4-13-1	13-22-2
2007-08	13-8-4	5-11-4	18-19-8
2008-09	13-9-3	6-9-3	19-18-6
2009-10	7-7-2	4-7-3	11-14-5
2010-11	10-12-3	8-7-3	18-19-6
2011-12	8-11-3	1-10-1	9-20-3
2012-13	6-2-0	1-4-0	7-6-0
Total	**106-88-24**	**36-80-18**	**139-167-41**

SCORING 4 GOALS OR MORE

Year	Home	Road	Total
2000-01	7-0-0-0	5-0-0-1	12-0-0-1
2001-02	6-1-0-0	2-0-0-0	8-1-0-0
2002-03	11-1-2-0	5-5-0-0	16-6-2-0
2003-04	6-1-1-0	4-0-0-0	10-1-1-0
2005-06	17-1-0	5-1-1	22-2-1
2006-07	8-4-0	9-0-2	17-4-2
2007-08	10-0-1	8-0-1	18-0-2
2008-09	11-0-0	10-0-3	21-0-3
2009-10	8-1-1	7-2-0	15-3-1
2010-11	6-2-0	7-1-3	13-3-3
2011-12	10-0-0	7-3-0	17-3-0
2012-13	6-0-1	3-1-0	9-1-1
Total	**106-12-6**	**72-13-11**	**177-24-17**

ALLOWING 1ST GOAL

Year	Home	Road	Total
2000-01	6-8-3-1	3-17-1-0	9-25-4-1
2001-02	5-12-0-2	0-24-1-1	5-36-1-3
2002-03	8-11-3-2	4-19-1-0	12-30-4-2
2003-04	5-11-1-1	5-18-3-1	10-29-4-2
2005-06	10-12-0	6-17-3	16-29-3
2006-07	4-16-2	6-21-0	10-37-2
2007-08	5-11-2	4-19-4	9-30-6
2008-09	8-8-3	5-14-3	13-22-6
2009-10	9-9-5	3-14-4	12-23-9
2010-11	5-13-3	8-13-5	13-26-8
2011-12	3-13-1	3-21-2	6-33-3
2012-13	6-4-4	6-7-1	12-11-5
Total	**74-128-33**	**53-204-30**	**127-331-63**

TRAILING IN SHOTS ON GOAL

Year	Home	Road	Total
2000-01	12-10-2-1	5-18-5-3	17-28-7-4
2001-02	7-10-5-1	8-23-2-1	15-33-7-2
2002-03	13-10-3-2	7-22-3-1	20-32-6-3
2003-04	7-10-2-2	7-22-2-2	14-32-4-4
2005-06	13-12-0	12-23-4	25-35-4
2006-07	8-8-2	10-19-3	18-27-5
2007-08	6-6-3	9-9-1	15-15-4
2008-09	11-4-1	10-8-3	21-12-4
2009-10	10-5-4	8-14-4	18-19-8
2010-11	6-6-2	9-9-4	15-15-6
2011-12	8-8-0	11-16-2	19-23-2
2012-13	7-1-5	8-8-2	15-9-7
Total	**108-90-35**	**104-191-42**	**212-280-77**

COLUMBUS BLUE JACKETS RECORDS BY SEASON

ALLOWING 3 GOALS

Year	Home	Road	Total
2000-01	1-3-2-2	0-8-0-2	1-11-2-4
2001-02	2-6-2-1	0-6-1-0	2-12-3-1
2002-03	2-4-1-1	0-6-1-1	2-10-2-2
2003-04	2-3-1-1	1-6-1-0	3-9-2-1
2005-06	5-5-0	1-6-2	6-11-2
2006-07	2-7-1	2-5-0	4-12-1
2007-08	2-2-1	3-11-2	5-13-3
2008-09	6-4-1	3-7-1	9-11-2
2009-10	8-3-4	2-7-3	10-10-7
2010-11	4-5-1	4-3-3	8-8-4
2011-12	3-5-1	2-3-2	5-8-3
2012-13	2-3-1	2-3-0	4-6-1
Total	**39-50-21**	**20-71-19**	**59-121-40**

TIED AFTER 1ST PERIOD

Year	Home	Road	Total
2000-01	6-7-1-1	1-7-3-0	7-14-4-1
2001-02	6-2-2-4	3-12-2-0	9-14-4-4
2002-03	5-4-1-0	6-5-2-0	11-9-3-0
2003-04	6-9-1-1	3-14-3-2	9-23-4-3
2005-06	10-8-0	4-10-1	14-18-1
2006-07	7-6-2	7-7-1	14-13-3
2007-08	6-3-3	3-11-3	9-14-6
2008-09	11-3-2	5-9-4	16-12-6
2009-10	6-3-3	4-0-0	10-3-3
2010-11	5-6-2	4-3-4	9-9-6
2011-12	4-11-1	4-10-3	8-21-4
2012-13	9-2-3	3-4-2	12-6-5
Total	**81-64-27**	**47-92-30**	**128-156-57**

SHOTS ON GOAL ARE TIED

Year	Home	Road	Total
2000-01	1-0-0-0	0-1-0-0	1-1-0-0
2001-02	1-0-0-0	0-1-0-0	1-1-0-0
2002-03	1-1-2-0	0-1-0-0	1-2-2-0
2003-04	0-0-1-0	0-3-0-0	0-3-1-0
2005-06	1-0-0	0-0-0	1-0-0
2006-07	1-2-0	1-1-0	2-3-0
2007-08	1-0-0	0-2-0	1-2-0
2008-09	1-1-0	0-0-0	1-1-0
2009-10	2-1-2	1-1-0	3-2-2
2010-11	1-1-0	0-0-1	1-1-1
2011-12	1-2-0	0-0-0	1-2-0
2012-13	1-2-0	1-0-0	2-2-0
Total	**12-10-5**	**3-10-1**	**15-20-6**

ALLOWING 4 GOALS OR MORE

Year	Home	Road	Total
2000-01	1-10-0-0	2-13-0-1	3-23-0-1
2001-02	2-11-0-1	0-15-0-1	2-26-0-2
2002-03	1-7-2-1	1-22-0-0	2-29-2-1
2003-04	1-11-1-0	1-17-0-1	2-28-1-1
2005-06	6-12-0	2-15-2	8-27-2
2006-07	2-14-2	3-11-3	5-25-5
2007-08	2-10-3	1-7-2	3-17-5
2008-09	2-8-1	2-9-5	4-17-6
2009-10	0-8-4	2-16-3	2-24-7
2010-11	0-11-4	1-13-4	1-24-8
2011-12	0-12-1	0-21-0	0-33-1
2012-13	0-2-2	1-5-1	1-7-3
Total	**17-116-22**	**16-164-22**	**33-280-45**

TRAILING AFTER 1ST PERIOD

Year	Home	Road	Total
2000-01	2-7-3-0	2-14-0-1	4-21-3-1
2001-02	2-13-0-0	0-17-1-0	2-30-1-0
2002-03	4-9-2-2	0-17-0-0	4-26-2-2
2003-04	3-8-1-1	4-12-1-0	7-20-2-1
2005-06	5-7-0	4-11-2	9-18-2
2006-07	2-12-1	1-16-0	3-28-1
2007-08	1-8-1	3-12-1	4-20-2
2008-09	2-7-1	3-6-1	5-13-2
2009-10	4-6-2	1-12-3	5-18-5
2010-11	3-11-2	5-11-4	8-22-6
2011-12	1-8-1	2-14-1	3-22-2
2012-13	0-2-1	4-7-0	4-9-1
Total	**29-98-18**	**29-149-15**	**58-247-33**

RECORD IN GAMES DECIDED BY...

Year	1-Goal	2-Goals	3-Goals	4+ Goals
2000-01	11-11-0-6	6-12	11-10	1-6
2001-02	10-11-0-5	9-17	1-9	2-10
2002-03	11-15-0-3	7-10	7-4	4-13
2003-04	14-18-0-4	6-13	4-7	1-7
2005-06	24-12-4	3-12	7-10	1-9
2006-07	18-11-7	6-10	5-15	4-6
2007-08	14-8-12	6-13	10-11	4-4
2008-09	20-6-10	12-10	4-12	5-3
2009-10	15-11-15	9-7	6-11	2-6
2010-11	19-10-3	7-6	6-11	2-8
2011-12	11-13-7	7-12	8-15	3-6
2012-13	14-7-7	5-5	3-3	2-2
Total	**174-133-83**	**83-127**	**72-118**	**31-80**

SHUT OUT ON POWER PLAY

Year	Home	Road	Total
2000-01	1-10-2-2	5-17-3-1	6-27-5-3
2001-02	3-12-3-4	6-17-0-1	9-29-3-5
2002-03	4-9-3-1	2-14-3-1	6-23-6-2
2003-04	6-10-1-1	2-20-2-0	7-30-3-1
2005-06	6-10-1	5-11-2	11-21-3
2006-07	3-13-0	7-15-1	10-28-1
2007-08	8-9-3	7-13-2	15-22-5
2008-09	13-7-1	9-14-3	22-21-4
2009-10	9-9-2	5-13-3	14-22-5
2010-11	10-12-3	8-10-4	18-22-7
2011-12	5-12-3	6-19-0	11-31-3
2012-13	7-4-2	5-10-2	12-14-4
Total	**75-117-32**	**67-173-28**	**141-290-60**

TIED AFTER 2ND PERIOD

Year	Home	Road	Total
2000-01	3-1-1-2	2-6-3-1	5-7-4-3
2001-02	4-2-3-2	1-3-0-1	5-5-3-3
2002-03	3-4-0-1	1-4-1-0	4-8-1-1
2003-04	2-4-1-1	1-7-4-1	3-11-5-2
2005-06	9-6-0	2-1-1	11-7-1
2006-07	0-3-1	6-2-1	6-5-2
2007-08	4-2-4	1-4-3	5-6-7
2008-09	13-0-2	3-3-4	16-3-6
2009-10	4-0-3	0-3-3	4-3-6
2010-11	5-4-3	7-0-3	12-4-6
2011-12	2-4-1	4-5-2	4-9-3
2012-13	3-0-3	5-3-1	8-3-4
Total	**52-30-28**	**33-41-29**	**83-71-57**

KILLING ALL SHORTHANDED ATTEMPTS

Year	Home	Road	Total
2000-01	12-6-1-2	5-5-3-0	17-11-4-2
2001-02	10-9-3-3	6-16-1-1	16-25-4-4
2002-03	14-4-1-0	5-13-1-1	19-17-2-1
2003-04	13-9-2-1	7-10-3-1	20-19-5-2
2005-06	10-6-0	4-4-1	14-10-1
2006-07	7-4-1	6-10-0	13-14-1
2007-08	13-4-3	8-9-1	21-13-4
2008-09	12-4-2	9-6-2	21-10-4
2009-10	14-4-5	8-8-3	22-12-8
2010-11	11-5-4	8-3-3	19-8-7
2011-12	14-8-1	8-6-2	22-14-3
2012-13	12-2-4	2-5-2	14-7-6
Total	**142-65-33**	**76-95-25**	**228-160-58**

TRAILING AFTER 2ND PERIOD

Year	Home	Road	Total
2000-01	1-12-2-1	0-18-0-1	1-30-2-2
2001-02	0-16-1-0	0-26-1-0	0-42-2-0
2002-03	1-9-2-0	1-23-0-0	2-32-2-0
2003-04	0-12-1-1	3-19-0-0	3-31-1-1
2005-06	6-11-0	3-23-3	9-34-3
2006-07	5-16-1	1-20-0	6-36-1
2007-08	2-10-2	3-17-2	5-27-4
2008-09	0-10-1	4-15-3	4-25-4
2009-10	2-9-2	2-16-3	4-25-5
2010-11	1-14-1	2-15-4	3-29-5
2011-12	0-13-0	2-18-2	2-31-2
2012-13	3-5-2	0-9-1	3-14-3
Total	**21-137-17**	**21-219-20**	**42-356-37**

COLUMBUS BLUE JACKETS INDIVIDUAL LEADERS BY SEASON

Games Played

2000-01	Serge Aubin	81
	Lyle Odelein	81
2001-02	Grant Marshall	81
	Jean-Luc Grand-Pierre	81
2002-03	Geoff Sanderson	82
	Luke Richardson	82
2003-04	David Vyborny	82
2005-06	Trevor Letowski	81
2006-07	David Vyborny	82
	Jason Chimera	82
	Manny Malholtra	82
2007-08	Nikolai Zherdev	82
	Rostislav Klesla	82
2008-09	R.J. Umberger	82
	Fedor Tyutin	82
	Jan Hejda	82
2009-10	R.J. Umberger	82
	Antoine Vermette	82
2010-11	Samuel Pahlsson	82
	R.J. Umberger	82
	Antoine Vermette	82
2011-12	Rick Nash	82
	Vinny Prospal	82
2012-13	Vinny Prospal	48
	R.J. Umberger	48
	Fedor Tyutin	48

Points

2000-01	Geoff Sanderson	56
2001-02	Ray Whitney	61
2002-03	Ray Whitney	76
2003-04	Rick Nash	57
2005-06	David Vyborny	65
2006-07	David Vyborny	64
2007-08	Rick Nash	69
2008-09	Rick Nash	79
2009-10	Rick Nash	67
2010-11	Rick Nash	66
2011-12	Rick Nash	59
2012-13	Vinny Prospal	30

Goals

2000-01	Geoff Sanderson	30
2001-02	Ray Whitney	21
2002-03	Geoff Sanderson	34
2003-04	Rick Nash	41
2005-06	Rick Nash	31
2006-07	Rick Nash	27
2007-08	Rick Nash	38
2008-09	Rick Nash	40
2009-10	Rick Nash	33
2010-11	Rick Nash	32
2011-12	Rick Nash	30
2012-13	Mark Letestu	13

Assists

2000-01	Espen Knutsen	42
2001-02	Ray Whitney	40
2002-03	Ray Whitney	52
2003-04	David Vyborny	31
2005-06	David Vyborny	43
2006-07	David Vyborny	48
2007-08	Nikolai Zherdev	35
2008-09	Rick Nash	39
2009-10	Kristian Huselius	40
2010-11	Rick Nash	34
2011-12	Vinny Prospal	39
2012-13	Vinny Prospal	18
	Brandon Dubinsky	18
	Fedor Tyutin	18

Plus/Minus Rating

2000-01	Jamie Pushor	7
2001-02	Jody Shelley	1
2002-03	David Vyborny	12
2003-04	David Ling	-3
2005-06	Ron Hainsey	13
2006-07	Anders Eriksson	12
2007-08	Jan Hejda	20
2008-09	Jan Hejda	23

Plus/Minus Rating (con't)

2009-10	Derek Dorsett	6
2010-11	Derek MacKenzie	14
2011-12	Derek MacKenzie	4
2012-13	Dalton Prout	15

Penalty Minutes

2000-01	Tyler Wright	140
2001-02	Jody Shelley	206
2002-03	Jody Shelley	249
2003-04	Jody Shelley	228
2005-06	Jody Shelley	163
2006-07	Alexander Svitov	145
2007-08	Jared Boll	226
2008-09	Jared Boll	180
2009-10	Jared Boll	149
2010-11	Derek Dorsett	184
2011-12	Derek Dorsett	235
2012-13	Jared Boll	100

Power Play Goals

2000-01	Steve Heinze	14
2001-02	Mike Sillinger	8
2002-03	Geoff Sanderson	15
2003-04	Rick Nash	19
2005-06	Rick Nash	11
2006-07	Rick Nash	9
2007-08	Rick Nash	10
2008-09	R.J. Umberger	9
2009-10	Rick Nash	10
2010-11	R.J. Umberger	8
2011-12	Rick Nash	6
2012-13	Vinny Prospal	4
	James Wisniewski	4

Shorthanded Goals

2000-01	Tyler Wright, Robert Kron,	1
	Jamie Pushor	1
2001-02	Espen Knutsen	2
2002-03	Mike Sillinger	3
2003-04	David Vyborny	4
2005-06	David Vyborny, Adam Foote	2
2006-07	Sergei Fedorov, Jason Chimera	2
2007-08	Rick Nash	4
2008-09	Rick Nash	5
2009-10	Rick Nash, Antoine Vermette	2
2010-11	R.J. Umberger	3
2011-12	Derek MacKenzie	2
	Rick Nash	2
2012-13	Mark Letestu	2

Game-Winning Goals

2000-01	Geoff Sanderson	7
2001-02	Mike Sillinger	5
2002-03	Andrew Cassels	5
2003-04	Rick Nash	7
2005-06	David Vyborny	6
2006-07	Rick Nash	5
2007-08	Rick Nash	6
2008-09	Raffi Torres	6
2009-10	Rick Nash	6
2010-11	Rick Nash	7
2011-12	Derick Brassard, Ryan Johansen,	3
	Nikita Nikitin, R.J. Umberger	
2012-13	Marian Gaborik	5

Game-Tying Goals

2000-01	Tyler Wright, Serge Aubin,	1
	Chris Nielsen	
2001-02	Grant Marshall, Tyler Wright,	1
	Rostislav Klesla	
2002-03	Ray Whitney, Darren Van Impe	1
2003-04	Rick Nash	2

*Stat not kept after 2003-04 season

Shots on Goal

2000-01	Geoff Sanderson	199
2001-02	Ray Whitney	210
2002-03	Geoff Sanderson	286
2003-04	Rick Nash	269
2005-06	Nikolai Zherdev	194

Shots on Goal (con't)

2006-07	Rick Nash	228
2007-08	Rick Nash	329
2008-09	Rick Nash	263
2009-10	Rick Nash	254
2010-11	Rick Nash	305
2011-12	Rick Nash	306
2012-13	Marian Gaborik	151

Shooting Percentage

2000-01	Espen Knutsen	17.7
2001-02	Mike Sillinger	13.3
2002-03	Espen Knutsen	17.9
2003-04	Rick Nash	15.2
2005-06	Rick Nash	18.2
2006-07	Rick Nash	11.8
2007-08	Rick Nash	11.6
2008-09	Rick Nash	15.2
2009-10	Antoine Vermette	17.3
2010-11	Kristian Huselius	14.9
2011-12	Derick Brassard	11.2
2012-13	Artem Anisimov	16.2

Face-Off Winning Percentage

2000-01	Kevyn Adams	57.4
2001-02	Mike Sillinger	57.0
2002-03	Mike Sillinger	56.5
2003-04	Manny Malhotra	53.9
2005-06	Manny Malhotra	56.3
2006-07	Manny Malhotra	55.1
2007-08	Manny Malhotra	59.0
2008-09	Manny Malhotra	58.0
2009-10	Antoine Vermette	54.2
2010-11	Antoine Vermette	55.6
2011-12	Mark Letestu	51.9
2012-13	Derek MacKenzie	59.4

Points by Defenseman

2000-01	Jamie Heward	27
2001-02	Deron Quint	25
2002-03	Jaroslav Spacek	45
2003-04	Anders Eriksson	27
2005-06	Bryan Berard	32
2006-07	Ron Hainsey	34
2007-08	Ron Hainsey	32
2008-09	Fedor Tyutin	34
2009-10	Anton Stralman	34
2010-11	Fedor Tyutin	27
2011-12	Nikita Nikitin	32
2012-13	Fedor Tyutin	22

Goals by Defenseman

2000-01	Jamie Heward	11
2001-02	Rostislav Klesla	8
2002-03	Jaroslav Spacek	9
2003-04	Anders Eriksson	7
2005-06	Bryan Berard	12
2006-07	Ron Hainsey	9
2007-08	Ron Hainsey	8
2008-09	Fedor Tyutin	9
2009-10	Kris Russell	7
2010-11	Fedor Tyutin	7
2011-12	Nikita Nikitin	7
2012-13	Jack Johnson	5
	James Wisniewski	5

Hat Tricks

2000-01	Geoff Sanderson, Tyler Wright,	1
	Deron Quint	
2001-02	Espen Knutsen	1
2002-03	Tyler Wright	2
2003-04	David Vyborny	1
2005-06	Rick Nash, Bryan Berard	1
2006-07		0
2007-08	Rick Nash	1
2008-09	Rick Nash	2
2009-10	R.J. Umberger	1
2010-11	Matt Calvert, Kristian Huselius,	1
	Rick Nash	
2011-12	Jeff Carter	2
2012-13		0

COLUMBUS BLUE JACKETS INDIVIDUAL LEADERS BY SEASON

Multi-Point Games

2000-01	Geoff Sanderson	11
2001-02	Ray Whitney	18
2002-03	Ray Whitney	19
2003-04	Rick Nash	14
2005-06	David Vyborny	19
2006-07	David Vyborny	19
2007-08	Rick Nash	16
2008-09	Rick Nash	24
2009-10	Kristian Huselius	18
2010-11	Rick Nash	16
2011-12	Rick Nash	14
2012-13	Vinny Prospal	6
	Mark Letestu	6
	Marian Gaborik	6

Multi-Goal Games

2000-01	Geoff Sanderson	5
2001-02	Mike Sillinger	3
2002-03	Geoff Sanderson	6
2003-04	Rick Nash	6
2005-06	Rick Nash	5
2006-07	Rick Nash	5
2007-08	Rick Nash	6
2008-09	Rick Nash	6
2009-10	Rick Nash	5
2010-11	Rick Nash	7
2011-12	Rick Nash	4
2012-13	Cam Atkinson	2
	Marian Gaborik	2

Ice Time – All Players

2000-01	Deron Quint	24:05
2001-02	Deron Quint	22:00
2002-03	Jaroslav Spacek	24:47
2003-04	Jaroslav Spacek	23:26
2005-06	Adam Foote	24:33
2006-07	Adam Foote	24:44
2007-08	Rostislav Klesla	23:12
2008-09	Fedor Tyutin	23:30
2009-10	Fedor Tyutin	23:31
2010-11	Fedor Tyutin	22:41
2011-12	James Wisniewski	24:47
2012-13	Jack Johnson	25:58

Ice Time - Forwards

2000-01	Steve Heinze	18:49
2001-02	Mike Sillinger	20:51
2002-03	Ray Whitney	21:00
2003-04	Todd Marchant	20:38
2005-06	Sergei Fedorov	21:01
2006-07	David Vyborny	20:20
2007-08	Rick Nash	20:29
2008-09	Rick Nash	21:09
2009-10	Rick Nash	20:56
2010-11	R.J. Umberger	19:12
2011-12	Rick Nash	19:05
2012-13	Marian Gaborik	18:31

GOALTENDERS

Games Played

2000-01	Ron Tugnutt	53
2001-02	Ron Tugnutt	44
2002-03	Marc Denis	77
2003-04	Marc Denis	66
2005-06	Marc Denis	49
2006-07	Fredrik Norrena	55
2007-08	Pascal Leclaire	54
2008-09	Steve Mason	61
2009-10	Steve Mason	58
2010-11	Steve Mason	54
2011-12	Steve Mason	46
2012-13	Sergei Bobrovsky	38

Minutes Played

2000-01	Ron Tugnutt	3,129
2001-02	Ron Tugnutt	2,502
2002-03	Marc Denis	4,511
2003-04	Marc Denis	3,796
2005-06	Marc Denis	2,786
2006-07	Fredrik Norrena	2,952
2007-08	Pascal Leclaire	2,986
2008-09	Steve Mason	3,664
2009-10	Steve Mason	3,201
2010-11	Steve Mason	3,027
2011-12	Steve Mason	2,534
2012-13	Sergei Bobrovsky	2,219

Goals-Against Average

2000-01	Ron Tugnutt	2.44
2001-02	Ron Tugnutt	2.85
2002-03	Marc Denis	3.09
2003-04	Marc Denis	2.56
2005-06	Pascal Leclaire	3.23
2006-07	Fredrik Norrena	2.78
2007-08	Pascal Leclaire	2.25
2008-09	Steve Mason	2.29
2009-10	Mathieu Garon	2.81
2010-11	Mathieu Garon	2.72
2011-12	Curtis Sanford	2.60
2012-13	Sergei Bobrovsky	2.00

Save Percentage

2000-01	Ron Tugnutt	.917
2001-02	Ron Tugnutt	.900
2002-03	Marc Denis	.903
2003-04	Marc Denis	.918
2005-06	Pascal Leclaire	.911
2006-07	Fredrik Norrena	.904
2007-08	Pascal Leclaire	.919
2008-09	Steve Mason	.916
2009-10	Mathieu Garon	.903
2010-11	Mathieu Garon, Steve Mason	.901
2011-12	Curtis Sanford	.911
2012-13	Sergei Bobrovsky	.932

Wins

2000-01	Ron Tugnutt	22
2001-02	Ron Tugnutt	12
2002-03	Marc Denis	27
2003-04	Marc Denis	21
2005-06	Marc Denis	21
2006-07	Fredrik Norrena	24
2007-08	Pascal Leclaire	24
2008-09	Steve Mason	33
2009-10	Steve Mason	20
2010-11	Steve Mason	24
2011-12	Steve Mason	16
2012-13	Sergei Bobrovsky	21

Ties

2000-01	Ron Tugnutt	5
2001-02	Marc Denis	5
2002-03	Marc Denis	8
2003-04	Marc Denis	7

*Stat not kept after 2003-04 season

OTL/SOL

2005-06	Pascal Leclaire	3
2006-07	Fredrik Norrena	3
2007-08	Pascal Leclaire	6
2007-08	Fredrik Norrena	6
2008-09	Steve Mason	7
2009-10	Steve Mason	9
2010-11	Steve Mason	7
2011-12	Curtis Sanford	4
2012-13	Sergei Bobrovsky	6

Losses

2000-01	Ron Tugnutt	25
2001-02	Ron Tugnutt	27
2002-03	Marc Denis	41
2003-04	Marc Denis	36
2005-06	Marc Denis	25
2006-07	Fredrik Norrena	23
2007-08	Fredrik Norrena	19
2008-09	Steve Mason	20
2009-10	Steve Mason	26
2010-11	Steve Mason	21
2011-12	Steve Mason	26
2012-13	Sergei Bobrovsky	11

Decisions

2000-01	Ron Tugnutt	52
2001-02	Ron Tugnutt	42
2002-03	Marc Denis	76
2003-04	Marc Denis	64
2005-06	Marc Denis	48
2006-07	Fredrik Norrena	50
2007-08	Pascal Leclaire	47
2008-09	Steve Mason	60
2009-10	Steve Mason	54
2010-11	Steve Mason	52
2011-12	Steve Mason	45
2012-13	Sergei Bobrovsky	38

Shutouts

2000-01	Ron Tugnutt	4
2001-02	Ron Tugnutt	2
2002-03	Marc Denis	5
2003-04	Marc Denis	5
2005-06	Marc Denis	1
2006-07	Fredrik Norrena	3
2007-08	Pascal Leclaire	9
2008-09	Steve Mason	10
2009-10	Steve Mason	5
2010-11	Mathieu Garon, Steve Mason	3
2011-12	Steve Mason	1
	Curtis Sanford	1
2012-13	Sergei Bobrovsky	4

Assists

2000-01	Ron Tugnutt	1
2001-02	Ron Tugnutt, Marc Denis	1
2002-03		0
2003-04	Marc Denis	2
2005-06	Marc Denis, Pascal Leclaire	1
2006-07		0
2007-08	Pascal Leclaire	2
2008-09	Pascal Leclaire	1
2009-10	Steve Mason	2
2010-11	Mathieu Garon, Steve Mason	1
2011-12	Steve Mason	2
2012-13		0

Penalty Minutes

2000-01	Ron Tugnutt, Marc Denis	2
2001-02	Marc Denis	2
2002-03	Marc Denis	6
2003-04	Marc Denis	10
2005-06	Marc Denis, Pascal Leclaire	2
2006-07	Fredrik Norrena	6
2007-08	Pascal Leclaire	2
2008-09	Steve Mason	2
2009-10	Steve Mason, Mathieu Garon	2
2010-11	Mathieu Garon, Steve Mason	2
2011-12	Steve Mason	2
2012-13		0

COLUMBUS BLUE JACKETS TOP SINGLE SEASONS

Games Played

1.	Rick Nash	82	2011-12
	Vinny Prospal	82	2011-12
	Samuel Pahlsson	82	2010-11
	R.J. Umberger	82	2010-11
	Antoine Vermette	82	2010-11
	R.J. Umberger	82	2009-10
	Antoine Vermette	82	2009-10
	R.J. Umberger	82	2008-09
	Fedor Tyutin	82	2008-09
	Jan Hejda	82	2008-09
	Nikolai Zherdev	82	2007-08
	Rostislav Klesla	82	2007-08
	David Vyborny	82	2006-07
	Jason Chimera	82	2006-07
	Manny Malholtra	82	2006-07
	David Vyborny	82	2003-04
	Geoff Sanderson	82	2002-03
	Luke Richardson	82	2002-03

Points

1.	Rick Nash	79	2008-09
2.	Ray Whitney	76	2002-03
3.	Rick Nash	69	2007-08
4.	Andrew Cassels	68	2002-03
5.	Rick Nash	67	2009-10
	Geoff Sanderson	67	2002-03
7.	Rick Nash	66	2010-11
8.	Antoine Vermette	65	2009-10
	David Vyborny	65	2005-06
10.	David Vyborny	64	2006-07

Goals

1.	Rick Nash	41	2003-04
2.	Rick Nash	40	2008-09
3.	Rick Nash	38	2007-08
4.	Geoff Sanderson	34	2002-03
5.	Rick Nash	33	2009-10
6.	Rick Nash	32	2010-11
7.	Rick Nash	31	2005-06
8.	Rick Nash	30	2011-12
	Geoff Sanderson	30	2000-01
10.	Antoine Vermette	27	2009-10
	Rick Nash	27	2006-07
	Nikolai Zherdev	27	2005-06

Assists

1.	Ray Whitney	52	2002-03
2.	David Vyborny	48	2006-07
	Andrew Cassels	48	2002-03
4.	David Vyborny	43	2005-06
5.	Espen Knutsen	42	2000-01
6.	Ray Whitney	40	2001-02
	Kristian Huselius	40	2009-10
8.	Vinny Prospal	39	2011-12
	Rick Nash	39	2008-09
10.	Antoine Vermette	38	2009-10

Plus/Minus Rating (min. 50 games)

1.	Jan Hejda	+23	2008-09
2.	Jan Hejda	+20	2007-08
3.	Derek MacKenzie	+14	2010-11
4.	Ron Hainsey	+13	2005-06
5.	Anders Eriksson	+12	2006-07
	David Vyborny	+12	2002-03
7.	Jakub Voracek	+11	2008-09
	Mike Commodore	+11	2008-09
	Rick Nash	+11	2008-09
10.	Rostislav Klesla	+7	2007-08
	Jamie Pushor	+7	2000-01

Penalty Minutes

1.	Jody Shelley	249	2002-03
2.	Derek Dorsett	235	2011-12
3.	Jody Shelley	228	2003-04
4.	Jared Boll	226	2007-08
5.	Jody Shelley	206	2001-02
6.	Derek Dorsett	184	2010-11
7.	Jared Boll	182	2010-11
8.	Jared Boll	180	2008-09
9.	Jody Shelley	163	2005-06
10.	Derek Dorsett	150	2008-09

Power Play Goals

1.	Rick Nash	19	2003-04
2.	Geoff Sanderson	15	2002-03
3.	Steve Heinze	14	2000-01
4.	Rick Nash	11	2005-06
	Bryan Berard	11	2005-06
6.	Rick Nash	10	2009-10
	Rick Nash	10	2007-08
	Nikolai Zherdev	10	2005-06
9.	R.J. Umberger	9	2008-09
	Rick Nash	9	2006-07
	Andrew Cassels	9	2002-03
	Mike Sillinger	9	2002-03
	Geoff Sanderson	9	2000-01
	Jamie Heward	9	2000-01

Shorthanded Goals

1.	Rick Nash	5	2008-09
2.	Rick Nash	4	2007-08
	David Vyborny	4	2003-04
4.	R.J. Umberger	3	2010-11
	Mike Sillinger	3	2002-03
6.	Derek MacKenzie	2	2011-12
	Rick Nash	2	2011-12
	Rick Nash	2	2009-10
	Antoine Vermette	2	2009-10
	Sergei Fedorov	2	2006-07
	Jason Chimera	2	2006-07
	David Vyborny	2	2005-06
	Adam Foote	2	2005-06
	Geoff Sanderson	2	2002-03
	Ray Whitney	2	2002-03
	Tyler Wright	2	2002-03
	Espen Knutsen	2	2001-02
	Mark Letestu	2	2012-13

Game-Winning Goals

1.	Rick Nash	7	2010-11
	Rick Nash	7	2003-04
	Geoff Sanderson	7	2000-01
4.	Rick Nash	6	2009-10
	Raffi Torres	6	2008-09
	Rick Nash	6	2007-08
	David Vyborny	6	2005-06
8.	Kristian Huselius	5	2009-10
	Rick Nash	5	2008-09
	Rick Nash	5	2006-07
	Jason Chimera	5	2005-06
	Andrew Cassels	5	2002-03
	Mike Sillinger	5	2001-02
	Marian Gaborik	5	2012-13

Game-Tying Goals

1.	Rick Nash	2	2003-04
2.	Anders Eriksson	1	2003-04
	Andrew Cassels	1	2003-04
	Darren Van Impe	1	2002-03
	Ray Whitney	1	2002-03
	Tyler Wright	1	2001-02
	Grant Marshall	1	2001-02
	Rostislav Klesla	1	2001-02
	Serge Aubin	1	2000-01
	Chris Nielsen	1	2000-01
	Tyler Wright	1	2000-01

*Stat not kept after 2003-04 season

Shots On Goal

1.	Rick Nash	329	2007-08
2.	Rick Nash	306	2011-12
3.	Rick Nash	305	2010-11
4.	Geoff Sanderson	286	2002-03
5.	Rick Nash	269	2003-04
6.	Rick Nash	263	2008-09
7.	Rick Nash	254	2009-10
	Nikolai Zherdev	254	2007-08
9.	Ray Whitney	235	2002-03
10.	R.J. Umberger	234	2008-09

Shooting Percentage (min. 50 games)

1.	Raffi Torres	19.2	2009-10
2.	Rick Nash	18.2	2005-06
3.	Espen Knutsen	17.7	2000-01
	Andrew Cassels	17.7	2002-03
5.	Steve Heinze	17.6	2000-01
	Tyler Wright	17.6	2002-03
7.	Antoine Vermette	17.3	2009-10
8.	David Vyborny	16.0	2002-03
9.	Rick Nash	15.2	2008-09
	David Vyborny	15.2	2005-06
	Rick Nash	15.2	2003-04

Face-Off Winning Percentage (min. 100 attempts)

1.	Derek MacKenzie	59.4	2012-13
2.	Manny Malhotra	59.0	2007-08
3.	Brandon Dubinsky	58.3	2012-13
4.	Manny Malhotra	58.0	2008-09
5.	Antoine Vermette	57.7	2008-09
6.	Kevyn Adams	57.4	2000-01
7.	Mike Sillinger	57.0	2001-02
8.	Mike Sillinger	56.5	2002-03
9.	Manny Malhotra	56.3	2005-06
10.	Antoine Vermette	55.6	2010-11

Points by Defenseman

1.	Jaroslav Spacek	45	2002-03
2.	Anton Stralman	34	2009-10
	Fedor Tyutin	34	2008-09
	Ron Hainsey	34	2006-07
5.	Nikita Nikitin	32	2011-12
	Fedor Tyutin	32	2009-10
	Ron Hainsey	32	2007-08
	Bryan Berard	32	2005-06
9.	Duvie Westcott	28	2005-06
10.	James Wisniewski	27	2011-12
	Fedor Tyutin	27	2010-11
	Anders Eriksson	27	2003-04
	Jamie Heward	27	2000-01

Goals by Defenseman

1.	Bryan Berard	12	2005-06
2.	Jamie Heward	11	2000-01
3.	Fedor Tyutin	9	2008-09
	Ron Hainsey	9	2006-07
	Rostislav Klesla	9	2006-07
	Jaroslav Spacek	9	2002-03
7.	Ron Hainsey	8	2007-08
	Rostislav Klesla	8	2001-02
9.	Nikita Nikitin	7	2011-12
	Fedor Tyutin	7	2010-11
	Kris Russell	7	2009-10
	Anders Eriksson	7	2003-04
	Deron Quint	7	2001-02
	Deron Quint	7	2000-01

Hat Tricks

1.	Jeff Carter	2	2011-12
	Rick Nash	2	2008-09
	Tyler Wright	2	2002-03
	R.J. Umberger	2	2009-10
5.	Cam Atkinson	1	2011-12
	R.J. Umberger	1	2011-12
	Matt Calvert	1	2010-11
	Kristian Huselius	1	2010-11
	Rick Nash	1	2010-11
	Nikita Filatov	1	2008-09
	Rick Nash	1	2007-08
	Rick Nash	1	2005-06
	Bryan Berard	1	2005-06
	David Vyborny	1	2003-04
	Geoff Sanderson	1	2002-03
	Ray Whitney	1	2002-03
	Espen Knutsen	1	2001-02
	Geoff Sanderson	1	2000-01
	Tyler Wright	1	2000-01
	Deron Quint	1	2000-01

COLUMBUS BLUE JACKETS TOP SINGLE SEASONS

Multi-Point Games

1.	Rick Nash	24	2008-09
2.	David Vyborny	19	2006-07
	David Vyborny	19	2005-06
	Ray Whitney	19	2002-03
5.	Kristian Huselius	18	2009-10
	Andrew Cassels	18	2002-03
	Ray Whitney	18	2001-02
8.	Rick Nash	17	2005-06
9.	Rick Nash	16	2010-11
	Rick Nash	16	2009-10
	Antoine Vermette	16	2009-10
	Rick Nash	16	2007-08

Multi-Goal Games

1.	Rick Nash	7	2010-11
2.	Rick Nash	6	2008-09
	Rick Nash	6	2007-08
	Rick Nash	6	2003-04
	Geoff Sanderson	6	2002-03
6.	Rick Nash	5	2009-10
	R.J. Umberger	5	2008-09
	Rick Nash	5	2006-07
	Rick Nash	5	2005-06
	Geoff Sanderson	5	2000-01

Ice Time – All Players

1.	Jack Johnson	25:58	2012-13
2.	James Wisniewski	24:47	2011-12
	Jaroslav Spacek	24:47	2002-03
4.	Adam Foote	24:44	2006-07
5.	Adam Foote	24:33	2005-06
6.	Fedor Tyutin	24:08	2011-12
7.	Deron Quint	24:05	2000-01
	Fedor Tyutin	24:05	2012-13
8.	Jack Johnson	23:46	2011-12
9.	Fedor Tyutin	23:31	2009-10
	Luke Richardson	23:31	2002-03

Ice Time - Forwards

1.	Rick Nash	21:09	2008-09
2.	Sergei Fedorov	21:01	2005-06
3.	Ray Whitney	21:00	2002-03
4.	Rick Nash	20:53	2009-10
5.	Mike Sillinger	20:51	2001-02
6.	David Vyborny	20:41	2005-06
7.	Todd Marchant	20:38	2003-04
8.	Rick Nash	20:29	2007-08
9.	David Vyborny	20:22	2003-04
10.	David Vyborny	20:20	2006-07

GOALTENDERS

Games Played

1.	Marc Denis	77	2002-03
2.	Marc Denis	66	2003-04
3.	Steve Mason	61	2008-09
4.	Steve Mason	58	2009-10
5.	Fredrik Norrena	55	2006-07
6.	Steve Mason	54	2010-11
	Pascal Leclaire	54	2007-08
8.	Ron Tugnutt	53	2000-01
9.	Marc Denis	49	2005-06
10.	Steve Mason	46	2011-12

Minutes Played

1.	Marc Denis	4,511	2002-03
2.	Marc Denis	3,796	2003-04
3.	Steve Mason	3,664	2008-09
4.	Steve Mason	3,201	2009-10
5.	Ron Tugnutt	3,129	2000-01
6.	Steve Mason	3,027	2010-11
7.	Pascal Leclaire	2,986	2007-08
8.	Fredrik Norrena	2,952	2006-07
9.	Marc Denis	2,786	2005-06
10.	Steve Mason	2,534	2011-12

Goals-Against Average
(min. 20 games played)

1.	Sergei Bobrovsky	2.00	2012-13
2.	Pascal Leclaire	2.25	2007-08
3.	Steve Mason	2.29	2008-09
4.	Ron Tugnutt	2.44	2000-01
5.	Marc Denis	2.56	2003-04
6.	Curtis Sanford	2.60	2011-12
7.	Mathieu Garon	2.72	2010-11
	Fredrik Norrena	2.72	2007-08
9.	Fredrik Norrena	2.78	2006-07
10.	Mathieu Garon	2.81	2009-10

Save Percentage
(min. 20 games played)

1.	Sergei Bobrovsky	.932	2012-13
2.	Pascal Leclaire	.919	2007-08
3.	Marc Denis	.918	2003-04
4.	Ron Tugnutt	.917	2000-01
5.	Steve Mason	.916	2008-09
6.	Curtis Sanford	.911	2011-12
	Pascal Leclaire	.911	2005-06
8.	Fredrik Norrena	.904	2006-07
9.	Mathieu Garon	.903	2009-10
	Marc Denis	.903	2002-03

Wins

1.	Steve Mason	33	2008-09
2.	Marc Denis	27	2002-03
3.	Steve Mason	24	2010-11
	Pascal Leclaire	24	2007-08
	Fredrik Norrena	24	2006-07
6.	Ron Tugnutt	22	2000-01
7.	Marc Denis	21	2005-06
	Marc Denis	21	2003-04
	Sergei Bobrovsky	21	2012-13
10.	Steve Mason	20	2009-10

Losses

1.	Marc Denis	41	2002-03
2.	Marc Denis	36	2003-04
3.	Ron Tugnutt	27	2001-02
4.	Steve Mason	26	2011-12
	Steve Mason	26	2009-10
6.	Marc Denis	25	2005-06
	Ron Tugnutt	25	2000-01
8.	Marc Denis	24	2001-02
9.	Fredrik Norrena	23	2006-07
10.	Steve Mason	21	2010-11

Ties

1.	Marc Denis	8	2002-03
2.	Marc Denis	7	2003-04
3.	Ron Tugnutt	5	2000-01
	Marc Denis	5	2001-02
5.	Marc Denis	4	2000-01
6.	Ron Tugnutt	3	2001-02
7.	Fred Brathwaite	1	2003-04

Shutouts

1.	Steve Mason	10	2008-09
2.	Pascal Leclaire	9	2007-08
3.	Steve Mason	5	2009-10
	Marc Denis	5	2003-04
	Marc Denis	5	2002-03
6.	Ron Tugnutt	4	2000-01
	Sergei Bobrovsky	4	2012-13
8.	Mathieu Garon	3	2010-11
	Steve Mason	3	2010-11
	Fredrik Norrena	3	2006-07

Assists

1.	Steve Mason	2	2011-12
	Steve Mason	2	2009-10
	Pascal Leclaire	2	2007-08
	Marc Denis	2	2003-04
5.	Mathieu Garon	1	2010-11
	Steve Mason	1	2010-11
	Pascal Leclaire	1	2008-09
	Marc Denis	1	2005-06
	Pascal Leclaire	1	2005-06
	Ron Tugnutt	1	2001-02
	Marc Denis	1	2001-02
	Ron Tugnutt	1	2000-01

Penalty Minutes

1.	Marc Denis	10	2003-04
2.	Fredrik Norrena	6	2006-07
	Marc Denis	6	2002-03
4.	Steve Mason	2	2011-12
	Mathieu Garon	2	2010-11
	Steve Mason	2	2010-11
	Mathieu Garon	2	2009-10
	Steve Mason	2	2009-10
	Steve Mason	2	2008-09
	Pascal Leclaire	2	2007-08
	Pascal Leclaire	2	2006-07
	Marc Denis	2	2005-06
	Pascal Leclaire	2	2005-06
	Fred Brathwaite	2	2003-04
	J.F. Labbe	2	2002-03
	Marc Denis	2	2001-02
	Ron Tugnutt	2	2000-01
	Marc Denis	2	2000-01

COLUMBUS BLUE JACKETS CAREER LEADERS

Games Played

1.	Rick Nash	674
2.	David Vyborny	543
3.	Rostislav Klesla	515
4.	Jared Boll	388
5.	Jody Shelley	380
6.	R.J. Umberger	371
7.	Fedor Tyutin	356
8.	Manny Malhotra	344
9.	Jason Chimera	331
10.	Tyler Wright	309
	Derick Brassard	309

Points

1.	Rick Nash	547
2.	David Vyborny	317
3.	R.J. Umberger	216
4.	Nikolai Zherdev	181
5.	Derick Brassard	169
6.	Geoff Sanderson	168
7.	Antoine Vermette	152
8.	Manny Malhotra	145
9.	Kristian Huselius	142
10.	Fedor Tyutin	141

Goals

1.	Rick Nash	289
2.	David Vyborny	113
3.	R.J. Umberger	102
4.	Geoff Sanderson	88
5.	Nikolai Zherdev	76
6.	Jason Chimera	62
7.	Antoine Vermette	61
8.	Kristian Huselius	58
	Derick Brassard	58
10.	Tyler Wright	57

Assists

1.	Rick Nash	258
2.	David Vyborny	204
3.	R.J. Umberger	114
4.	Derick Brassard	111
5.	Fedor Tyutin	110
6.	Nikolai Zherdev	105
7.	Jakub Voracek	95
	Ray Whitney	95
9.	Manny Malhotra	92
	Rostislav Klesla	92

Plus/Minus Rating (minimum 100 games)

1.	Jan Hejda	23
2.	Derek MacKenzie	19
3.	Anders Eriksson	6
4.	Jakub Voracek	1
5.	Kevin Dineen	-4
	Jamie Pushor	-4
7.	Manny Malhotra	-6
	Fredrik Modin	-6
	Marc Methot	-6
	Mike Commodore	-6
	Jiri Novotny	-6

Penalty Minutes

1.	Jody Shelley	1,025
2.	Jared Boll	963
3.	Derek Dorsett	727
4.	Rick Nash	568
5.	Rostislav Klesla	508
6.	Tyler Wright	436
7.	Jason Chimera	372
8.	Duvie Westcott	299
9.	Ole-Kristian Tollefsen	273
10.	Adam Foote	255

Power Play Goals

1.	Rick Nash	83
2.	David Vyborny	36
3.	Geoff Sanderson	34
4.	R.J. Umberger	32
5.	Nikolai Zherdev	25

Power Play Assists

1.	Rick Nash	99
2.	David Vyborny	90
3.	Ray Whitney	65
4.	Fedor Tyutin	54
5.	Espen Knutsen	42
	Nikolai Zherdev	42

Power Play Points

1.	Rick Nash	182
2.	David Vyborny	126
3.	Ray Whitney	84
4.	Nikolai Zherdev	67
5.	Fedor Tyutin	64

Shorthanded Goals

1.	Rick Nash	14
2.	David Vyborny	7
3.	Antoine Vermette	5
4.	R.J. Umberger	4
	Jason Chimera	4

Shorthanded Assists

1.	Rick Nash	5
2.	Jan Hejda	4
3.	Andrew Cassels	3
	Derek Dorsett	3
	Sergei Fedorov	3
	Rostislav Klesla	3
	Trevor Letowski	3
	Andrew Murray	3
	Luke Richardson	3
	Mike Sillinger	3

Shorthanded Points

1.	Rick Nash	19
2.	David Vyborny	8
3.	Sergei Fedorov	6
	Mike Sillinger	6
	R.J. Umberger	6
	Antoine Vermette	6

Game-Winning Goals

1.	Rick Nash	44
2.	David Vyborny	17
3.	Jason Chimera	12
	Geoff Sanderson	12
	R.J. Umberger	12

Shots On Goal

1.	Rick Nash	2,278
2.	R.J. Umberger	971
3.	David Vyborny	920
4.	Geoff Sanderson	795
5.	Nikolai Zherdev	749

Shooting Percentage (minimum 200 shots)

1.	Mike Sillinger	13.7
2.	Espen Knutsen	13.3
3.	Antoine Vermette	12.8
4.	Andrew Cassels	12.7
	Rick Nash	12.7

Face-Off Percentage (minimum 400 attempts)

1.	Brandon Dubinsky	58.3
2.	Kevyn Adams	57.4
3.	Mike Sillinger	56.8
4.	Manny Malhotra	56.2
5.	Derek MacKenzie	54.7

Hat Tricks

1.	Rick Nash	5
2.	Tyler Wright	3
3.	Jeff Carter	2
	Geoff Sanderson	2
	R.J. Umberger	2
6.	Cam Atkinson	1
	Bryan Berard	1
	Matt Calvert	1
	Nikita Filatov	1
	Kristian Huselius	1
	Espen Knutsen	1
	Deron Quint	1
	David Vyborny	1
	Ray Whitney	1

Consecutive Games Played

1.	R.J. Umberger	288
	10/10/08-1/10/12	
2.	Jason Chimera	243
	10/9/05-4/5/08	
3.	Antoine Vermette	241
	3/7/09-2/21/12	
4.	David Vyborny	194
	10/17/02-12/20/05	
5.	Jan Hejda	161
	10/25/07-10/13/10	

Multi-Point Games

1.	Rick Nash	136
2.	David Vyborny	70
3.	Nikolai Zherdev	41
4.	R.J. Umberger	40
5.	Ray Whitney	38

Multi-Goal Games

1.	Rick Nash	45
2.	R.J. Umberger	16
3.	Geoff Sanderson	12
4.	David Vyborny	11
5.	Kristian Huselius	9

Multi-Assist Games

1.	Rick Nash	40
2.	David Vyborny	34
3.	Ray Whitney	22
4.	Nikolai Zherdev	17
5.	Jakub Voracek	16

Points Per Game (min. 150 GP)

1.	Ray Whitney	0.93
2.	Rick Nash	0.81
3.	Kristian Huselius	0.75
4.	Geoff Sanderson	0.64
	Nikolai Zherdev	0.64

Goals Per Game (min. 150 GP)

1.	Rick Nash	0.43
2.	Geoff Sanderson	0.34
3.	Kristian Huselius	0.31
4.	R. J. Umberger	0.27
	Nikolai Zherdev	0.27

Assists Per Game (min. 150 GP)

1.	Ray Whitney	0.63
2.	Kristian Huselius	0.44
3.	Espen Knutsen	0.43
4.	Jakub Voracek	0.39
5.	Rick Nash	0.38

Even-Strength Points

1.	Rick Nash	346
2.	David Vyborny	183
3.	R.J. Umberger	151
4.	Manny Malhotra	122
5.	Jason Chimera	119

COLUMBUS BLUE JACKETS CAREER LEADERS

Even-Strength Goals

1.	Rick Nash	192
2.	David Vyborny	70
3.	R.J. Umberger	66
4.	Jason Chimera	52
	Geoff Sanderson	52

Even-Strength Assists

1.	Rick Nash	154
2.	David Vyborny	113
3.	R.J. Umberger	85
4.	Jakub Voracek	76
	Manny Malhotra	76

DEFENSEMEN LEADERS

Games Played

1.	Rostislav Klesla	515
2.	Fedor Tyutin	356
2.	Jan Hejda	302
4.	Kris Russell	288
5.	Marc Methot	275

Points

1.	Fedor Tyutin	141
1.	Rostislav Klesla	133
3.	Ron Hainsey	83
4.	Kris Russell	79
5.	Jaroslav Spacek	72

Goals

1.	Rostislav Klesla	41
2.	Fedor Tyutin	31
3.	Ron Hainsey	19
4.	Kris Russell	18
5.	Jaroslav Spacek	16

Assists

1.	Fedor Tyutin	110
2.	Rostislav Klesla	92
3.	Ron Hainsey	64
4.	Kris Russell	61
5.	Jaroslav Spacek	56

Penalty Minutes

1.	Rostislav Klesla	508
2.	Duvie Westcott	299
3.	Ole-Kristian Tollefsen	273
4.	Adam Foote	255
5.	Jean-Luc Grand-Pierre	239
	Fedor Tyutin	239

GOALTENDING LEADERS

Games Played

1.	Marc Denis	266
2.	Steve Mason	232
3.	Pascal Leclaire	125
4.	Fredrik Norrena	100
5.	Ron Tugnutt	97

Minutes Played

1.	Marc Denis	15,259
2.	Steve Mason	13,127
3.	Pascal Leclaire	6,898
4.	Ron Tugnutt	5,631
5.	Fredrik Norrena	5,235

Wins

1.	Steve Mason	96
2.	Marc Denis	84
3.	Pascal Leclaire	45
4.	Fredrik Norrena	35
5.	Ron Tugnutt	34

Losses

1.	Marc Denis	146
2.	Steve Mason	99
3.	Pascal Leclaire	55
4.	Ron Tugnutt	52
5.	Fredrik Norrena	45

Ties

1.	Marc Denis	24
2.	Ron Tugnutt	8
3.	Fred Brathwaite	1

Overtime/Shootout Losses

1.	Steve Mason	27 (8/19)
2.	Pascal Leclaire	22 (11/11)
3.	Fredrik Norrena	16 (10/6)
4.	Mathieu Garon	12 (6/6)
5.	Curtis Sanford	4 (1/3)

Shutouts

1.	Steve Mason	19
2.	Marc Denis	12
3.	Pascal Leclaire	10
4.	Ron Tugnutt	6
5.	Fredrik Norrena	5

Goals-Against Average
(minimum 70 games played)

1.	Ron Tugnutt	2.62
2.	Mathieu Garon	2.77
3.	Fredrik Norrena	2.79
4.	Pascal Leclaire	2.82
5.	Steve Mason	2.90

Save Percentage

1.	Ron Tugnutt	.910
2.	Pascal Leclaire	.907
3.	Marc Denis	.905
4.	Steve Mason	.903
5.	Mathieu Garon	.902

Saves

1.	Marc Denis	7,251
2.	Steve Mason	5,919
3.	Pascal Leclaire	3,161
4.	Ron Tugnutt	2,477
5.	Fredrik Norrena	2,166

Shots Against

1.	Marc Denis	8,016
2.	Steve Mason	6,533
3.	Pascal Leclaire	3,485
4.	Ron Tugnutt	2,723
5.	Fredrik Norrena	2,409

Assists

1.	Steve Mason	5
2.	Marc Denis	4
	Pascal Leclaire	4
4.	Ron Tugnutt	2
5.	Mathieu Garon	1
	Fredrik Norrena	1

Penalty Minutes

1.	Marc Denis	22
2.	Steve Mason	8
3.	Fredrik Norrena	6
	Pascal Leclaire	6
5.	Mathieu Garon	4

COLUMBUS BLUE JACKETS TEAM RECORDS

STREAKS

Longest Unbeaten (Point Earned)

Overall	12	(8-0-4), 2/26-3/22/13
Home	11	(8-0-3), 2/26-4/7/13
Road	8	(6-0-2), 1/15-2/18/11

Longest Winning

Overall	6	3/24/06-4/3/06
Home	6	12/26/07-1/15/08
Road	6	1/19-2/18/11

Longest Winless

Overall	9	(0-7-2), 12/10-12/26/09 (0-6-1-2), 12/4-12/23/03
Home	8	(0-6-1-1), 12/4-12/31/03 (0-6-2-0), 10/4-11/9/01
Road	14	(0-11-1-2), 10/9-12/23/03

Longest Losing

Overall	8	3/3-3/18/03 11/17-12/3/00
Home	6	10/12-11/19/00
Road	11	3/25/01-10/29/02

Longest Shutout Streak

Overall	199:19	12/23/08-1/2/09
Home	171:20	11/16-11/22/03
Road	166:06	12/1-1/9/06

Longest Scoreless Streak

Overall	219:46	12/1-12/10/01
Home	104:24	11/14-11/19/00
Road	207:07	3/26-4/5/01

Most Consecutive Overtime Games

Overall	5	2/26-3/7/13 (2OTW, 1SOW, 2OTL)
Home	4	2/26-3/7/13 (2OTW, 1SOW, 1OTL)
Road	4	3/24-4/8/09 – (1SOW, 1OTL, 2SOL)

Most Consecutive Games Without Being Shutout

Overall	51	4/8/09-1/12/10
Home	45	3/20/07-3/26/08
Road	45	1/6/09-1/12/10

Most Consecutive Games Scoring a Power Play Goal

Overall	8	10/10/02-10/27/02 (10 goals)
Home	14	11/22/06-1/27/07 (22 goals)
Road	5	3x, most recent, 12/13-12/30/10 (5 goals)

Most Consecutive Games Allowing a Power Play Goal

Overall	9	2x, most recent, 2/20/07-3/9/07 (14 goals)
Home	8	2/22/07-4/1/07 (12 goals allowed)
Road	9	2x, most recent, 1/18/07-3/3/07 (17 goals)

Most Consecutive Games Scoring a Shorthanded Goal

Overall	3	11/7/02-11/12/02 (3 goals)
Home	2	12/23/05-12/26/05 (2 goals)
Road	3	12/26/02, 1/3/03 (3 goals)

Most Consecutive Games Allowing a Shorthanded Goal

Overall	3	3/30/07-4/3/07 (3 goals)
Home	2	3x, most recent, 3/6/04-3/8/04 (2 goals)
Road	2	4x, most recent, 10/23-31/07 (2 goals)

SINGLE GAME RECORDS

GOALS

Most Goals Scored

Overall	8	11/10/10 vs. St. Louis (8-1 W) 3/25/10 vs. Chicago (8-3 W) 3/7/09 at Detroit (8-2 W)
Home	8	11/10/10 vs. St. Louis (8-1 W) 3/25/10 vs. Chicago (8-3 W)
Road	8	3/7/09 at Detroit (8-2 W)

Most Goals Against

Overall	10	3/30/02 at San Jose (2-10 L)
Home	8	11/13/05 vs. Los Angeles (2-8 L) 2/4/02 vs. Boston (0-8 L)
Road	10	3/30/02 at San Jose (2-10 L)

Most Goals Both Teams

Overall	13	1/13/03 at Edmonton (5-8 L) 3/9/01 at Florida (7-6 W)
Home	11	2/1/11 vs. Chicago (4-7 L) 12/28/06 vs. Detroit (4-7 L) 2/8/06 vs. Los Angeles (7-4 W) 1/24/06 vs. Vancouver (6-5 W)
Road	13	1/13/03 at Edmonton (5-8 L) 3/9/01 at Florida (7-6 W)

Largest Margin of Victory

Overall	7	11/10/10 vs. St. Louis (8-1 W)
Home	7	11/10/10 vs. St. Louis (8-1 W)
Road	6	3/7/09 at Detroit (8-2 W)

Largest Margin of Defeat

Overall	8	3/30/02 at San Jose (2-10 L) 2/4/02 vs. Boston (0-8 L)
Home	8	2/4/02 vs. Boston (0-8 L)
Road	8	3/30/02 at San Jose (2-10 L)

Most Consecutive Goals

Overall	5	10/7/06 at Chicago (5-4 W) 2/8/06 vs. Los Angeles (7-4 W) 10/11/03 vs. NY Rangers (5-0 W) 3/15/03 vs. Minnesota (5-0 W) 1/11/03 at Calgary (7-2 W) 12/31/02 vs. Pittsburgh (5-2 W) 3/26/09 vs. Calgary (5-0 W)
Home	5	3/26/09 vs. Calgary (5-0 W) 2/8/06 vs. Los Angeles (7-4 W) 10/11/03 vs. NY Rangers (5-0 W) 3/15/03 vs. Minnesota (5-0 W) 12/31/02 vs. Pittsburgh (5-2 W)
Road	5	10/7/06 at Chicago (5-4 W) 1/11/03 at Calgary (7-2 W)

Most Consecutive Goals Against

Overall	8	11/5/11 at Philadelphia (2-9 L) 2/4/02 vs. Boston (0-8 L)
Home	8	2/4/02 vs. Boston (0-8 L)
Road	8	11/5/11 at Philadelphia (2-9 L)

ASSISTS

Most Assists

Overall	16	11/10/10 vs. St. Louis (8-1 W)
Home	16	11/10/10 vs. St. Louis (8-1 W)
Road	13	12/23/00 at NY Islanders (7-5 W)

Most Assists Against

Overall	16	3/30/02 at San Jose (2-10 L)
Home	15	2/4/02 vs. Boston (0-8 L)
Road	16	3/30/02 at San Jose (2-10 L)

Most Assists, Both Teams

Overall	22	2x, recent, 1/16/10 vs. Chicago (5-6 L), CBJ-10, CHI-12
Home	22	1/16/10 vs. Chicago (5-6 L), CBJ-10, CHI-12
Road	22	1/13/03 at Edmonton (5-8 L), CBJ-10, EDM-12

POINTS

Most Points

Overall	24	11/10/10 vs. St. Louis (8-1 W)
Home	24	11/10/10 vs. St. Louis (8-1 W)
Road	20	12/23/00 at NY Islanders (7-5 W)

Most Points Against

Overall	26	3/30/02 at San Jose (2-10 L)
Home	23	11/13/06 vs. Los Angeles (2-8 L) 2/4/02 vs. Boston (0-8 L)
Road	26	3/30/02 at San Jose (2-10 L)

Most Points, Both Teams

Overall	35	1/13/03 at Edmonton (5-8 L), CBJ-15, EDM-20
Home	32	1/24/06 vs. Vancouver (6-5 W), CBJ-18, VAN-14
Road	35	1/13/03 at Edmonton (5-8 L), CBJ-15, EDM-20

PENALTIES

Most Penalty Minutes

Overall	70	2/21/03 at San Jose (0-6 L), 16 pen.
Home	68	1/11/06 vs. Pittsburgh (6-1 W), 21 pen.
Road	70	2/21/03 at San Jose (0-6 L), 16 pen.

Most Penalty Minutes Against

Overall	86	11/9/02 vs. NY Rangers (6-3 W), 17 pen.
Home	86	11/9/02 vs. NY Rangers (6-3 W), 17 pen.
Road	48	4/14/02 at Chicago (0-2 L), 8 pen.

Most Penalty Minutes, Both Teams

Overall	152	1/11/06 vs. Pittsburgh (6-1 W), CBJ-68, PIT-84 11/9/02 vs. NY Rangers (6-3 W), CBJ-66, NYR-86
Home	152	1/11/06 vs. Pittsburgh (6-1 W), CBJ-68, PIT-84 11/9/02 vs. NY Rangers (6-3 W), CBJ-66, NYR-86
Road	108	2/21/03 at San Jose (0-6 L), CBJ-70, SJ-38

Most Penalties

Overall	21	1/11/06 vs. Pittsburgh (6-1 W), 68 PIM
Home	21	1/11/06 vs. Pittsburgh (6-1 W), 68 PIM
Road	16	2/21/03 at San Jose (0-6 L), 70 PIM

Most Penalties Against

Overall	21	1/11/06 vs. Pittsburgh (6-1 W), 84 PIM
Home	21	1/11/06 vs. Pittsburgh (6-1 W), 68 PIM
Road	15	10/21/06 at Pittsburgh (3-5 L), 41 PIM 2/23/03 at Vancouver (2-7 L), 47 PIM

Most Penalties, Both Teams

Overall	42	1/11/06 vs. Pittsburgh (6-1 W), CBJ-21, PIT-21
Home	42	1/11/06 vs. Pittsburgh (6-1 W), CBJ-21, PIT-21
Road	33	2/6/06 at Vancouver (4-7 L), CBJ-19, VAN-14

Fewest Penalty Minutes

Overall	0	3/27/10 vs. NY Islanders (3-4 OTL)
Home	0	3/27/10 vs. NY Islanders (3-4 OTL)
Road	2 (6x)	1/15/11 at Detroit (5-6 OTL), 1 pen. – most recent

Fewest Penalty Minutes Against

Overall	0	2/4/10 vs. Dallas (2-1 W), 0 pen.
Home	0	2/4/10 vs. Dallas (2-1 W), 0 pen.
Road	2 (8x)	11/4/10 at Atlanta (3-0 W), 1 pen. – most recent

Fewest Penalty Minutes, Both Teams

Overall	4	1/13/12 vs. Phoenix (4-3 W), CBJ-2, PHX-2 1/2/04 at Tampa Bay (2-0 W), CBJ-2, TB-2
Home	4	1/13/12 vs. Phoenix (4-3 W), CBJ-2, PHX-2
Road	4	1/2/04 at Tampa Bay (2-0 W), CBJ-2, TB-2

SHOTS

Most Shots

Overall	54	4/3/12 at Phoenix (0-2 L)
Home	53	10/28/05 vs. Minnesota (2-1 SOW) 49 shots in regulation
Road	54	4/3/12 at Phoenix (0-2 L)

Most Shots Against

Overall	52	1/14/06 at Florida (5-4 OTW)
Home	50	2/14/04 vs. San Jose (1-2 OTL)
Road	52	1/14/06 at Florida (5-4 OTW)

Most Shots, Both Teams

Overall	86	11/12/02 at Colorado (4-5 L), CBJ-35, COL-51
Home	83	10/22/00 vs. Detroit (1-2 OTL), CBJ-47, DET-36
Road	86	11/12/02 at Colorado (4-5 L), CBJ-35, COL-51

Fewest Shots

Overall	10	4/1/03 at Philadelphia (0-4 L)
Home	12	3/22/08 vs. Detroit (1-4 L)
Road	10	4/1/03 at Philadelphia (0-4 L)

Fewest Shots Against

Overall	13	2/21/09 vs. Anaheim (2-5 L)
Home	13	2/21/09 vs. Anaheim (2-5 L)
Road	14	1/19/08 at Dallas (1-3 L)

Fewest Shots, Both Teams

Overall	32	12/12/07 vs. Colorado (4-1 W), CBJ-16, COL-16
Home	32	12/12/07 vs. Colorado (4-1 W), CBJ-16, COL-16
Road	35	2/15/13 at Los Angeles (1-2 L), CBJ-13, LA-22

POWER PLAY

Most Power Play Goals

Overall	5	12/10/06 vs. Ottawa (6-2 W), 11 att.
Home	5	12/10/06 vs. Ottawa (6-2 W), 11 att.
Road	4	12/22/11 at Nashville (5-6 L), 6 att.

Most Power Play Attempts

Overall	13	1/24/04 vs. Chicago (4-3 W), 2 PPG 12/19/03 vs. Calgary (1-2 L), 0 PPG
Home	13	1/24/04 vs. Chicago (4-3 W), 2 PPG 12/19/03 vs. Calgary (1-2 L), 0 PPG
Road	11	10/21/06 at Pittsburgh (3-5 L), 2 PPG

Most Power Play Goals Against

Overall	5	1/6/07 at San Jose (2-5 L), 10 att. 2/6/06 at Vancouver (4-7 L), 11 att. 11/13/03 at Ottawa (3-6 L), 12 att.
Home	4	10/23/01 vs. Los Angeles (1-7 L), 4 att.
Road	5	1/6/07 at San Jose (2-5 L), 10 att. 2/6/06 at Vancouver (4-7 L), 11 att. 11/13/03 at Ottawa (3-6 L), 9 att.

Most Power Play Attempts Against

Overall	12	10/26/05 vs. Nashville (3-2 OTW), 2 PPG 11/13/03 at Ottawa (3-6 L), 5 PPG
Home	12	10/26/05 vs. Nashville (3-2 OTW), 2 PPG
Road	12	11/13/03 at Ottawa (3-6 L), 5 PPG

Highest Power Play Efficiency (Multiple Attempts)

Overall	2-of-2	1/17/12 vs. Edmonton (3-2 W) 3/14/04 at Minnesota (2-3 L) 10/6/01 at Philadelphia (3-3 T)
Home	2-of-2	1/17/12 vs. Edmonton (3-2 W) 1/25/03 vs. NY Islanders (4-1 W) 4/12/02 vs. Atlanta (5-4 W)
Road	2-of-2	3/14/04 at Minnesota (2-3 L) 10/6/01 at Philadelphia (3-3 T)

Lowest Power Play Efficiency

Overall	0-of-13	12/19/03 vs. Calgary (1-2 L)
Home	0-of-13	12/19/03 vs. Calgary (1-2 L)
Road	0-of-9	12/23/06 at NY Islanders (0-4 L) 10/5/05 at Washington (2-3 L)

Highest Penalty Killing Efficiency

Overall	9-of-9	3/12/11 at Carolina (3-2 W) 11/23/07 at Minnesota (4-0 W) 10/9/06 vs. Phoenix (5-1 W) 10/12/02 at New Jersey (2-3 L)
Home	9-of-9	10/9/06 vs. Phoenix (5-1 W)
Road	9-of-9	3/12/11 at Carolina (3-2 W) 11/23/07 at Minnesota (4-0 W) 10/12/02 at New Jersey (2-3 L)

Lowest Penalty Killing Efficiency

Overall	0-of-4	10/23/01 vs. Los Angeles (1-7 L)
Home	0-of-4	10/23/01 vs. Los Angeles (1-7 L)
Road	0-of-3	12/9/10 at St. Louis (1-4 L) 3/30/02 at San Jose (2-10 L)

Most Shorthanded Goals Scored

Overall	2	2/24/07 at NY Rangers (3-2 W)
Home	1	30x, 2/2/13 vs. Detroit (4-2 W) – most recent
Road	2	2/24/07 at NY Rangers (3-2 W)

Most Shorthanded Goals Against

Overall	2	6x, most recent – 2/2/10 at Colorado (1-5 L)
Home	2	3x, most recent – 1/20/06 vs. St. Louis (4-3 W)
Road	2	3x, most recent – 2/2/10 at Colorado (1-5 L)

Largest Deficit Overcome in a Win

3 — 2x, most recent – 1/5/07 at Anaheim (4-3)

Largest Deficit Overcome in a Tie

3 — 2x, most recent – 3/1/03 vs. Edmonton (3-3)

Largest Deficit Overcome in an OT/SO Loss

3 — 2x, most recent – 11/3/08 at NY Islanders (4-3 SOL)

Largest Lead Lost in a Loss

3 — 3x, most recent – 12/22/11 at Nashville (5-6)

Largest Lead Lost in an OT/SO Loss

3 — 3/9/11 vs. St. Louis (3-4 OTL)

COLUMBUS BLUE JACKETS TEAM RECORDS

SINGLE PERIOD RECORDS

GOALS

Most Goals Scored

Overall	5	3/15/03 vs. Minnesota in 1st per. (5-0 W)
Home	5	3/15/03 vs. Minnesota in 1st per. (5-0 W)
Road	4	10x, most recent - 2/29/13 at Calgary in 2nd per. (6-4 W)

Most Goals Against

Overall	6	12/17/05 at Nashville in 2nd per. (3-7 L)
Home	5	3/25/12 vs. Edmonton in 2nd per. (3-6 L) 12/16/06 vs. Chicago in 1st per. (4-6 L) 10/23/01 vs. Los Angeles in 1st per. (1-7 L)
Road	6	12/17/05 at Nashville in 2nd per. (3-7 L)

Most Goals, Both Teams

Overall	7	2/29/13 at Calgary in 2nd per. (6-4 W); CBJ, 4-3 12/17/05 at Nashville in 2nd per. (3-7 L); NSH, 6-1 1/13/03 at Edmonton in 2nd per. (5-8 L); EDM, 4-3 12/14/02 at Detroit in 1st per. (4-6 L); DET, 4-3
Home	6	12/28/06 vs. Detroit in 3rd per. (4-7 L); DET, 4-2 12/16/06 vs. Chicago in 1st per. (4-6 L); Tied 3-3 12/23/05 vs. Nashville in 1st per. (4-5 L); NSH, 4-2 11/29/03 vs. Washington in 2nd per. (3-5 L); WSH, 4-2 11/9/02 vs. NY Rangers in 2nd per. (6-3 W); Tied 3-3 4/10/02 vs. San Jose in 2nd per. (3-5 L); SJ, 4-2
Road	7	2/29/13 at Calgary in 2nd per. (6-4 W); CBJ, 4-3 12/17/05 at Nashville in 2nd per. (3-7 L); NSH, 6-1 1/13/03 at Edmonton in 2nd per. (5-8 L); EDM, 4-3 12/14/02 at Detroit in 1st per. (4-6 L); DET, 4-3

Fastest Goal Start of Game

Overall	:10	Cam Atkinson – 2/28/13 at Edmonton (4-6 L) Rick Nash - 1/11/06 vs. Pittsburgh (6-1 W)
Home	:10	Rick Nash - 1/11/06 vs. Pittsburgh (6-1 W)
Road	:10	Cam Atkinson – 2/28/13 at Edmonton (4-6 L)

Fastest Goal Against Start of Game

Overall	:08	2x, most recent – Antti Laaksonen 2/10/06 vs. Colorado (1-4 L)
Home	:08	2x, most recent – Antti Laaksonen 2/10/06 vs. Colorado (1-4 L)
Road	:21	Chris Stewart - 12/19/09 at Colorado (2-5 L)

Fastest Goal Start of Period

Overall	:10	Cam Atkinson – 2/28/13 at Edmonton 1st per. (4-6 L)
	:10	Rick Nash – 1/11/06 vs. Pittsburgh, 1st per. (6-1 W)
Home	:10	Rick Nash – 1/11/06 vs. Pittsburgh, 1st per. (6-1 W)
Road:	:10	Cam Atkinson – 2/28/13 at Edmonton 1st per. (4-6 L)

Fastest Goal Against Start of Period

Overall	:08	2x, most recent - Antti Laaksonen 2/10/06 vs. Colorado, 1st per. (1-4 L)
Home	:08	2x, most recent - Antti Laaksonen 2/10/06 vs. Colorado in 1st per. (1-4 L)
Road	:11	J.P. Dumont – 11/18/06 at Nashville in 2nd per. (2-4 L) Peter Schaefer – 1/6/01 at Vancouver in 3rd per. (3-4 L)

Fastest Goal Start of Overtime

Overall	:28	Jaroslav Spacek - 2/13/03 at Montreal (2-1 W)
Home	:29	Jaroslav Spacek - 4/12/02 vs. Atlanta (5-4 W)
Road	:28	Jaroslav Spacek - 2/13/03 at Montreal (2-1 W)

Fastest Goal Against Start of Overtime

Overall	:25	Sergei Fedorov - 3/21/02 vs. Detroit (2-3 OTL)
Home	:25	Sergei Fedorov - 3/21/02 vs. Detroit (2-3 OTL)
Road	:45	Johan Franzen – 1/15/11 at Detroit (5-6 OTL)

Fastest 2 GOALS – CBJ Player

:51 Nick Foligno (13:05 & 13:56 of 2nd per.), 3/22/13 vs. Calgary (5-1 W)

Fastest 3 GOALS - CBJ Player

3:18 Jeff Carter (12:56, 14:35 & 16:14 of 1st per.), 12/22/11 at Nashville (5-6 L)

Fastest 2 GOALS - CBJ Team

:08 Vinny Prospal & Mark Letestu (5:37 & 5:45 of 2nd per.), 2/11/13 vs. San Jose (6-2 W)
Nikita Filatov & Jakub Voracek (14:18 & 14:26 of 1st per.), 10/17/08 vs. Nashville (5-3 W)

Fastest 3 GOALS - CBJ Team

1:15 Nick Foligno, Nick Foligno & Artem Anisimov (13:05, 13:56 & 14:20 of 2nd per.), 3/22/13 vs. Calgary (5-1 W)

Fastest 2 GOALS - Opposing Player

:19 Ryan Smyth (2:33 & 2:52 of 1st per.), 11/27/02 at Edmonton (1-3 L)

Fastest 3 GOALS - Opposing Player

10:17 Joe Sakic (6:04, 11:24 & 16:21 of 1st per.), 3/13/03 vs. Colorado (1-5 L)

Fastest 2 GOALS - Opposing Team

:10 Paul Kariya & German Titov (18:14 & 18:24 of 1st per.), 12/13/00 at Anaheim (4-5 OTL)

Fastest 3 GOALS - Opposing Team

1:16 Tomas Holmstrom, Tomas Holmstrom & Dan Cleary (8:05, 8:45 & 9:21 of 3rd per.), 4/7/10 at Detroit (3-4 L)

Fastest 2 GOALS - Both Teams

:05 Rick Nash-CBJ & Scott Walker-NSH (19:39 & 19:44 of 3rd per.), 12/4/03 vs. Nashville (2-4 L)

Fastest 3 GOALS - Both Teams

:37 Ray Whitney-CBJ, Jaroslav Spacek-CBJ & Brendan Morrison-VAN (4:51, 5:15 & 5:28 of 2nd per.), 3/6/03 vs. Vancouver (5-4 W)

Fastest 4 GOALS - Both Teams

2:04 R.J. Umberger-CBJ, Kristian Huselius-CBJ, Rick Rypien-VAN & Alexandre Burrows - VAN (6:07, 7:08, 7:47 & 8:11 of 1st per.), 1/5/10 at Vancouver (3-7 L)

ASSISTS

Most Assists

Overall	8	2/21/12 vs. San Jose in 1st per. (6-3 W) 2/22/11 vs. Nashville in 3rd per. (4-0 W) 12/5/07 vs. Colorado in 3rd per. (5-4 W)
Home	8	2/21/12 vs. San Jose in 1st per. (6-3 W) 2/22/11 vs. Nashville in 3rd per. (4-0 W) 12/5/07 vs. Colorado in 3rd per. (5-4 W)
Road	7	12/22/11 at Nashville in 1st per. (5-6 L) 10/24/09 at Anaheim in 2nd per. (6-4 W) 3/10/03 at Carolina in 3rd per. (5-6 L)

Most Assists Against

Overall	11	12/17/05 at Nashville in 2nd per. (3-7 L)
Home	10	12/16/06 vs. Chicago in 1st per. (4-6 L) 10/23/01 vs. Los Angeles in 1st per. (1-7 L)
Road	11	12/17/05 at Nashville in 2nd per. (3-7 L)

Most Assists, Both Teams

Overall	12	3/29/13 at Calgary in 2nd per., (6-4 W), Tied 6-6 3/23/10 at New Jersey in 2nd per. (3-6 L); NJ, 8-4 12/16/06 vs. Chicago in 1st per. (4-6 L); Tied 6-6 2/6/06 at Vancouver in 3rd per. (7-4 L); Tied 6-6 12/17/06 at Nashville in 2nd per. (7-3 L); NSH, 11-1 3/29/03 at Calgary in 2nd per. (6-4 W); Tied 6-6 4/10/02 vs. San Jose in 2nd per. (3-5 L); SJ, 8-4
Home	12	12/16/06 vs. Chicago in 1st per. (4-6 L); Tied 6-6 4/10/02 vs. San Jose in 2nd per. (3-5 L); SJ, 8-4
Road	12	3/29/13 at Calgary in 2nd per., (6-4 W), Tied 6-6 3/23/10 at New Jersey in 2nd per. (3-6 L); NJ, 8-4 2/6/06 at Vancouver in 3rd per. (7-4 L); Tied 6-6 12/17/06 at Nashville in 2nd per. (7-3 L); NSH, 11-1 3/29/03 at Calgary in 2nd per. (6-4 W); Tied 6-6

COLUMBUS BLUE JACKETS TEAM RECORDS

POINTS

Most Points

Overall	12	2/21/12 vs. San Jose in 1st per. (6-3 W); 4g, 8a 2/22/11 vs. Nashville in 3rd per. (4-0 W); 4g, 8a 12/5/07 vs. Colorado in 3rd per. (5-4 W); 4g, 8a
Home	12	2/21/12 vs. San Jose in 1st per. (6-3 W); 4g, 8a 2/22/11 vs. Nashville in 3rd per. (4-0 W); 4g, 8a 12/5/07 vs. Colorado in 3rd per. (5-4 W); 4g, 8a
Road	11	12/22/11 at Nashville in 1st per. (5-6 L); 4g, 7a 10/24/09 at Anaheim in 2nd per. (6-4 W); 4g, 7a 3/25/06 at Detroit in 3rd per. (5-4 SOW); 4g, 7a 3/10/03 at Carolina in 3rd per. (5-6 L); 4g, 7a

Most Points Against

Overall	15	12/16/06 vs. Chicago in 1st per. (4-6 L); 5g, 10a 10/23/01 vs. Los Angeles in 1st per. (1-7 L); 5g, 10a
Home	15	12/16/06 vs. Chicago in 1st per. (4-6 L); 5g, 10a 10/23/01 vs. Los Angeles in 1st per. (1-7 L); 5g, 10a
Road	13	11/5/12 at Philadelphia in 1st per. (2-9 L); 5g, 8a

Most Points, Both Teams

Overall	22	3/29/13 at Calgary in 2nd per. (6-4 W); CGY, 12-10
Home	18	4/10/02 vs. San Jose in 2nd per. (3-5 L); SJ, 12-6
Road	22	3/29/13 at Calgary in 2nd per. (6-4 W); CGY, 12-10

PENALTIES

Most Penalty Minutes

Overall	52	3/26/09 vs. Calgary in 2nd per. (5-0 W); 11 pen.
Home	52	3/26/09 vs. Calgary in 2nd per. (5-0 W); 11 pen.
Road	45	2/21/03 at San Jose in 3rd per. (0-6 L); 9 pen.

Most Penalty Minutes Against

Overall	74	11/9/02 vs. NY Rangers in 3rd per. (6-3 W); 14 pen.
Home	74	11/9/02 vs. NY Rangers in 3rd per. (6-3 W); 14 pen.
Road	44	4/14/02 at Chicago in 2nd per. (0-2 L); 6 pen.

Most Penalty Minutes, Both Teams

Overall	122	11/9/02 vs. NY Rangers in 3rd per. (6-3 W); CBJ-48, NYR-74
Home	122	11/9/02 vs. NY Rangers in 3rd per. (6-3 W); CBJ-48, NYR-74
Road	88	4/14/02 at Chicago in 2nd per. (0-2 L); CBJ-44, CHI-44

Most Penalties

Overall	13	2/6/06 at Vancouver in 3rd per. (7-4 L); 40 PIM
Home	11	3/26/09 vs. Calgary in 2nd per. (5-0 W); 52 PIM
Road	13	2/6/06 at Vancouver in 3rd per. (7-4 L); 40 PIM

Most Penalties Against

Overall	14	11/9/02 vs. NY Rangers in 3rd per. (6-3 W); 74 PIM
Home	14	11/9/02 vs. NY Rangers in 3rd per. (6-3 W); 74 PIM
Road	10	2/6/06 at Vancouver in 3rd per. (4-7 L); 26 PIM

Most Penalties, Both Teams

Overall	24	3/26/09 vs. Calgary in 2nd per. (5-0 W); CBJ-11, CGY-13
Home	24	3/26/09 vs. Calgary in 2nd per. (5-0 W); CBJ-11, CGY-13
Road	23	2/6/06 at Vancouver in 3rd per. (4-7 L); CBJ-13, VAN-10

SHOTS

Most Shots

Overall	25	4/27/13 vs. Nashville in 3rd per. (3-1 W)
Home	25	4/27/13 vs. Nashville in 3rd per. (3-1 W)
Road	23	12/16/10 at Edmonton in 1st per. (3-6 L)

Most Shots Against

Overall	25	11/19/10 at Anaheim in 3rd per. (5-3 W)
Home	23	11/1/02 vs. Dallas in 1st per. (4-2 W)
Road	24	11/19/10 at Anaheim in 3rd per. (5-3 W)

Most Shots, Both Teams

Overall	36	12/16/10 at Edmonton in 1st per. (3-6 L); CBJ-23, EDM-13
Home	35	11/21/01 vs. Detroit in 1st per. (0-1 OTL); CBJ-23, DET-12
Road	36	12/16/10 at Edmonton in 1st per. (3-6 L); CBJ-23, EDM-13

Fewest Shots

Overall	1	9x, most recent – 3/31/13 vs. Anaheim in 3rd per. (2-1 W)
Home	1	3/31/13 vs. Anaheim in 3rd per. (2-1 W) 10/12/11 vs. Colorado in 3rd per. (3-2 L) 12/12/07 vs. Colorado in 2nd per. (4-1 W) 11/25/01 vs. Calgary in 3rd per. (4-3 W)
Road	1	5x, most recent – 11/13/03 at Ottawa in 3rd per. (2-5 L)

Fewest Shots Against

Overall	0	10/21/07 vs. Vancouver, 2nd per. (1-4 L) 12/27/03 vs. Dallas, 3rd per. (3-4 L)
Home	0	10/21/07 vs. Vancouver, 2nd per. (1-4 L) 12/27/03 vs. Dallas, 3rd per. (3-4 L)
Road	1	2/2/08 at Minnesota, 3rd per. (1-4 L)

Fewest Shots, Both Teams

Overall	4	12/27/03 vs. Dallas in 3rd per. (3-4 L); CBJ, 4-0
Home	4	12/27/03 vs. Dallas in 3rd per. (3-4 L); CBJ, 4-0
Road	5	12/6/08 at Los Angeles in 1st per. (0-3 L); LA, 3-2

Most Shots in Overtime

	7	11/30/05 at Minnesota (3-2 SOW) 11/1/08 vs. Chicago (3-4 SOL)

Most Shots Against in Overtime

	11	1/11/04 at Anaheim (2-2 T)

Most Shots in Overtime, Both Teams

	15	1/20/06 vs. St. Louis (4-3 SOW); CBJ-5, STL-10

COLUMBUS BLUE JACKETS PLAYER RECORDS

SINGLE GAME

Most Goals
4 Geoff Sanderson – Mar. 29, 2003 at Calgary (6-4 W)

Most Goals - Defenseman
3 Bryan Berard – Jan. 8, 2006 at Phoenix (5-2 W)
Deron Quint – Mar. 9, 2001 at Florida (7-6 W)

Most Goals – Rookie
3 Cam Atkinson – Apr. 5, 2012 at Colorado (5-2 W)
Matt Calvert – Feb. 25, 2011 vs. Phoenix (5-3 W)
Nikita Filatov – Jan. 10, 2009 vs. Minnesota (4-2 W)

Most Power Play Goals
3 Bryan Berard – Jan. 8, 2006 at Phoenix (5-2 W)

Most Assists
5 Espen Knutsen – Mar. 24, 2001 vs. Calgary (6-4 W)

Most Assists - Defenseman
3 Fedor Tyutin – Dec. 18, 2011 at St. Louis (L 4-6)
Grant Clitsome – Oct. 25, 2011 vs. Detroit (W 4-1)
Adam Foote – Jan. 11, 2008 vs. St. Louis (W 6-4)
Rostislav Klesla – Jan. 28, 2006 vs. Nashville (4-3 W)
Jaroslav Spacek – Mar. 10, 2003 at Carolina (6-5 L)
Derrick Walser – Jan. 11, 2003 at Calgary (7-2 W)

Most Assists – Rookie
3 Jakub Voracek – Jan. 10, 2009 vs. Minnesota (4-2 W)
Derrick Walser – Jan. 11, 2003 at Calgary (7-2 W)

Most Points
5 David Vyborny –
Feb. 28, 2004 vs. Colorado (5-4 W); 1g, 4a
Geoff Sanderson –
Mar. 29, 2003 at Calgary (6-4 W); 4g, 1a
Andrew Cassels –
Mar. 29, 2003 at Calgary (6-4 W); 1g, 4a
Espen Knutsen –
Mar. 24, 2001 vs. Calgary (6-4 W); 5a

Most Points - Defenseman
4 Deron Quint – Mar. 9, 2001 at Florida (7-6 W); 3g, 1a

Most Points – Rookie
4 Nikolai Zherdev –
Mar. 21, 2004 at Vancouver (5-4 W); 2g, 2a
4 Matt Calvert –
Feb. 25, 2011 vs. Phoenix (5-3 W): 3g, 1a

Most Shots
10 Rick Nash – Jan. 17, 2008 at Phoenix (4-3 W); 2g
Rick Nash – Oct. 31, 2007 at Los Angeles (4-1 W); 1g
Jason Chimera – Apr. 7, 2007 at Anaheim (4-3 L); 1g
Sergei Fedorov –
Nov. 25, 2006 vs. Minnesota (5-3 W); 2g
Fredrik Modin –
Nov. 24, 2006 at Philadelphia (3-2 L); 0g
Rick Nash – Apr. 7, 2006 at Detroit (6-5 SOL); 3g
Ray Whitney – Nov. 12, 2002 at Colorado (5-4 L); 0g
Ray Whitney – Jan. 14, 2002 at NY Rangers (2-2); 1g

Most Shots - Defenseman
8 Jaroslav Spacek –
Feb. 28, 2004 vs. Colorado (5-4 W); 1g

Most Shots – Rookie
9 Rick Nash – Mar. 22, 2003 vs. Atlanta (3-2 L); 1g

Most Penalty Minutes
31 Duvie Westcott – Apr. 13, 2006 vs. St. Louis (4-1 W)

Most Penalty Minutes - Defenseman
31 Duvie Westcott – Apr. 13, 2006 vs. St. Louis (4-1 W)

Most Penalty Minutes – Rookie
25 Jody Shelley – Jan. 10, 2002 at Chicago (2-1 L)

Highest Plus/Minus
+4 Dalton Prout – Mar. 29, 2013 at Calgary (6-4 W)
Jan Hejda – Feb. 8, 2011 at Pittsburgh (4-1 W)
Anton Stralman – Feb. 8, 2011 at Pittsburgh (4-1 W)
R.J. Umberger – Feb. 5, 2011 vs. Edmonton (4-3 W)
Antoine Vermette – Feb. 5, 2011 vs. Edmonton (4-3 W)
Anton Stralman – Nov. 10, 2010 vs. St. Louis (8-1 W)
Antoine Vermette – Mar. 15, 2010 vs. Edmonton (5-3 W)
R.J. Umberger – Nov. 30, 2009 vs. St. Louis (5-2 W)
Antoine Vermette – Oct. 24, 2009 at Anaheim (6-4 W)
Fedor Tyutin – Mar. 7, 2009 at Detroit (8-2 W)
Rick Nash – Jan. 2, 2009 at Colorado (6-1 W)
Jan Hejda – Jan. 2, 2009 at Colorado (6-1 W)
Mike Commodore – Jan. 2, 2009 at Colorado (6-1 W)
Rostislav Klesla – Mar. 9, 2008 vs. Tampa Bay (5-3 W)
Sergei Fedorov – Nov. 25, 2006 vs. Minnesota (5-3 W)
Manny Malhotra – Feb. 8, 2006 vs. Los Angeles (7-4 W)
Jaroslav Spacek – Mar. 10, 2003 at Carolina (6-5 L)
Andrew Cassels – Mar. 10, 2003 at Carolina (6-5 L)

Highest Plus/Minus - Defenseman
+4 Dalton Prout – Mar. 29, 2013 at Calgary (6-4 W)
Jan Hejda – Feb. 8, 2011 at Pittsburgh (4-1 W)
Anton Stralman – Nov. 10, 2010 vs. St. Louis (8-1 W)
Fedor Tyutin – Mar. 7, 2009 at Detroit (8-2 W)
Mike Commodore – Jan. 2, 2009 at Colorado (6-1 W)
Jan Hejda – Jan. 2, 2009 at Colorado (6-1 W)
Rostislav Klesla – Mar. 9, 2008 vs. Tampa Bay (5-3 W)
Jaroslav Spacek – Mar. 10, 2003 at Carolina (6-5 L)

Highest Plus/Minus – Rookie
+4 Dalton Prout – Mar. 29, 2013 at Calgary (6-4 W)

Lowest Plus/Minus
-5 Espen Knutsen – Feb. 23, 2003 at Vancouver (7-2 L)
Lyle Odelein – Feb. 4, 2002 vs. Boston (8-0 L)
Deron Quint – Feb. 4, 2002 vs. Boston (8-0 L)

Most Ice Time – Forward (Regulation Game)
27:19 Ray Whitney – Oct. 14, 2002 vs. Phoenix (3-2 L)

Most Ice Time – Defenseman (Regulation Game)
34:59 Jack Johnson – Feb. 2, 22013 vs. Detroit (4-2 W)

Most Ice Time – Forward (Overtime Game)
27:43 David Vyborny –
Dec. 8, 2005 vs. NY Islanders (4-3 SOW)

Most Ice Time – Defenseman (Overtime Game)
33:18 Deron Quint – Nov. 21, 2001 vs. Detroit (1-0 OTL)

Most Face-offs Won
24 Jeff Carter – Oct. 7, 2011 vs. Nashville (2-3 L)

Most Saves by a Goaltender
48 Pascal Leclaire –
Jan. 14, 2006 at Florida (5-4 OTW); 52 shots
Marc Denis –
Feb. 14, 2004 vs. San Jose (2-1 OTL); 50 shots

SINGLE PERIOD

Most Goals
3 Jeff Carter –
Dec. 22, 2011 at Nashville, 1st per. (5-6 L)
Geoff Sanderson –
Mar. 29, 2003 at Calgary, 2nd per. (6-4 W)
Deron Quint –
Mar. 9, 2001 at Florida, 2nd per. (7-6 W)

Most Assists
3 Alexander Svitov –
Jan. 5, 2007 at Anaheim (4-3 W)
David Vyborny –
Feb. 6, 2006 at Vancouver, 3rd per. (7-4 L)
Ray Whitney –
Apr. 2, 2003 vs. Minnesota, 1st per. (3-0 W)
Andrew Cassels –
Mar. 29, 2003 at Calgary, 2nd per. (6-4 W)
Jaroslav Spacek –
Mar. 10, 2003 at Carolina, 3rd per. (6-5 L)

Most Points
3 20 times, most recent – Jeff Carter –
Dec. 22, 2011 at Nashville in 1st per. (5-6 L); 3g

Most Shots
7 Ray Whitney –
Nov. 12, 2002 at Colorado, 3rd per. (5-4 L); 0g

Most Penalty Minutes
31 Duvie Westcott –
Apr. 13, 2006 vs. St. Louis, 2nd per. (4-1 W)

Most Saves by a Goaltender
23 Marc Denis –
Nov. 1, 2002 vs. Dallas, 1st per. (4-2 W); 23 shots
Marc Denis –
Dec. 10, 2000 at Phoenix, 2nd per. (1-1 T); 24 shots

CBJ PLAYER MAKING NHL DEBUT

Most Points
2 Tomas Kubalik, 3/31/11 at Washington (0-2-2)
Grant Clitsome, 3/2/10 vs. Vancouver (0-2-2)
Jakub Voracek, 10/10/08 at Dallas (1-1-2)

Most Goals
1 Nikita Filatov, 10/17/08 vs. Nashville (1-0-1)
Jakub Voracek, 10/10/08 at Dallas (1-1-2)
Rick Nash, 10/10/02 vs. Chicago (1-0-1)
David Vyborny, 10/7/00 vs. Chicago (1-0-1)

Most Assists
2 Tomas Kubalik, 3/31/11 at Washington (0-2-2)
Grant Clitsome, 3/2/10 vs. Vancouver (0-2-2)

Most Shots on Goal
5 Kris Russell, 10/5/07 vs. Anaheim

Most Penalty Minutes
17 Tom Sestito, 4/6/08 vs. St. Louis

Most Ice Time
20:31 Petteri Nummelin, 10/7/00 vs. Chicago

Highest Plus/Minus Rating
+2 Jakub Voracek, 10/10/08 at Dallas
Jeremy Reich, 1/21/04 vs. St. Louis

Most Saves – Goaltender
28 Pascal Leclaire, 2/20/04 at Phoenix (2-3 L)

--- TEAM STANDINGS ---

EASTERN CONFERENCE

NORTHEAST DIVISION

		GP	W	L	OT	GF	GA	PTS
MONTREAL	(2)	48	29	14	5	149	126	63
BOSTON	(4)	48	28	14	6	131	109	62
TORONTO	(5)	48	26	17	5	145	133	57
OTTAWA	(7)	48	25	17	6	116	104	56
BUFFALO	(12)	48	21	21	6	125	143	48

ATLANTIC DIVISION

		GP	W	L	OT	GF	GA	PTS
PITTSBURGH	(1)	48	36	12	0	165	119	72
NY RANGERS	(6)	48	26	18	4	130	112	56
NY ISLANDERS	(8)	48	24	17	7	139	139	55
PHILADELPHIA	(10)	48	23	22	3	133	141	49
NEW JERSEY	(11)	48	19	19	10	112	129	48

SOUTHEAST DIVISION

		GP	W	L	OT	GF	GA	PTS
WASHINGTON	(3)	48	27	18	3	149	130	57
WINNIPEG	(9)	48	24	21	3	128	144	51
CAROLINA	(13)	48	19	25	4	128	160	42
TAMPA BAY	(14)	48	18	26	4	148	150	40
FLORIDA	(15)	48	15	27	6	112	171	36

WESTERN CONFERENCE

CENTRAL DIVISION

		GP	W	L	OT	GF	GA	PTS
CHICAGO	(1)	48	36	7	5	155	102	77
ST. LOUIS	(4)	48	29	17	2	129	115	60
DETROIT	(7)	48	24	16	8	124	115	56
COLUMBUS	**(9)**	**48**	**24**	**17**	**7**	**120**	**119**	**55**
NASHVILLE	(14)	48	16	23	9	111	139	41

PACIFIC DIVISION

		GP	W	L	OT	GF	GA	PTS
ANAHEIM	(2)	48	30	12	6	140	118	66
LOS ANGELES	(5)	48	27	16	5	133	118	59
SAN JOSE	(6)	48	25	16	7	124	116	57
PHOENIX	(10)	48	21	18	9	125	131	51
DALLAS	(11)	48	22	22	4	130	142	48

NORTHWEST DIVISION

		GP	W	L	OT	GF	GA	PTS
VANCOUVER	(3)	48	26	15	7	127	121	59
MINNESOTA	(8)	48	26	19	3	122	127	55
EDMONTON	(12)	48	19	22	7	125	134	45
CALGARY	(13)	48	19	25	4	128	160	42
COLORADO	(15)	48	16	25	7	116	152	39

--- TEAMS' DIVISIONAL RECORD ---
------- AGAINST OWN DIVISION --------

NORTHEAST DIVISION

		GP	W	L	OT	GF	GA	PTS
MONTREAL	(3)	18	9	6	3	50	50	21
BOSTON	(2)	18	10	6	2	46	45	22
TORONTO	(1)	18	10	6	2	53	40	22
OTTAWA	(5)	18	7	8	3	41	48	17
BUFFALO	(4)	18	9	7	2	48	55	20
DIVISION TOTAL		90	45	33	12	238	238	102

ATLANTIC DIVISION

		GP	W	L	OT	GF	GA	PTS
PITTSBURGH	(1)	18	12	6	0	56	41	24
NY RANGERS	(2)	18	10	6	2	46	38	22
NY ISLANDERS	(4)	18	7	9	2	38	51	16
PHILADELPHIA	(5)	18	6	10	2	43	55	14
NEW JERSEY	(3)	18	10	6	2	44	42	22
DIVISION TOTAL		90	45	37	8	227	227	98

SOUTHEAST DIVISION

		GP	W	L	OT	GF	GA	PTS
WASHINGTON	(1)	18	15	3	0	73	43	30
WINNIPEG	(3)	18	10	8	0	50	60	20
CAROLINA	(5)	18	5	12	1	38	60	11
TAMPA BAY	(2)	18	9	6	3	69	53	21
FLORIDA	(4)	18	6	8	4	55	69	16
DIVISION TOTAL		90	45	37	8	285	285	98

CENTRAL DIVISION

		GP	W	L	OT	GF	GA	PTS
CHICAGO	(1)	18	16	1	1	53	29	33
ST. LOUIS	(2)	18	11	7	0	43	41	22
DETROIT	(4)	18	6	6	6	43	51	18
COLUMBUS	**(3)**	**18**	**9**	**6**	**3**	**44**	**42**	**21**
NASHVILLE	(5)	18	3	11	4	36	56	10
DIVISION TOTAL		90	45	31	14	219	219	104

PACIFIC DIVISION

		GP	W	L	OT	GF	GA	PTS
ANAHEIM	(5)	18	8	7	3	52	54	19
LOS ANGELES	(3)	18	9	7	2	51	54	20
SAN JOSE	(2)	18	9	7	2	49	45	20
PHOENIX	(4)	18	9	7	2	45	49	20
DALLAS	(1)	18	10	6	2	47	42	22
DIVISION TOTAL		90	45	34	11	244	244	101

NORTHWEST DIVISION

		GP	W	L	OT	GF	GA	PTS
VANCOUVER	(2)	18	11	6	1	52	42	23
MINNESOTA	(1)	18	12	5	1	53	47	25
EDMONTON	(3)	18	10	7	1	63	44	21
CALGARY	(4)	18	7	8	3	47	60	17
COLORADO	(5)	18	5	13	0	45	67	10
DIVISION TOTAL		90	45	39	6	260	260	96

------ AGAINST OTHER DIVISIONS ------

NORTHEAST DIVISION

		GP	W	L	OT	GF	GA	PTS
MONTREAL	(1)	30	20	8	2	99	76	42
BOSTON	(2)	30	18	8	4	85	64	40
TORONTO	(4)	30	16	11	3	92	93	35
OTTAWA	(3)	30	18	9	3	75	56	39
BUFFALO	(5)	30	12	14	4	77	88	28
DIVISION TOTAL		150	84	50	16	428	377	184

CENTRAL DIVISION

		GP	W	L	OT	GF	GA	PTS
CHICAGO	(1)	30	20	6	4	102	73	44
ST. LOUIS	(3)	30	18	10	2	86	74	38
DETROIT	(2)	30	18	10	2	81	64	38
COLUMBUS	**(4)**	**30**	**15**	**11**	**4**	**76**	**77**	**34**
NASHVILLE	(5)	30	13	12	5	75	83	31
DIVISION TOTAL		150	84	49	17	420	371	185

ATLANTIC DIVISION

		GP	W	L	OT	GF	GA	PTS
PITTSBURGH	(1)	30	24	6	0	109	78	48
NY RANGERS	(4)	30	16	12	2	84	74	34
NY ISLANDERS	(2)	30	17	8	5	101	88	39
PHILADELPHIA	(3)	30	17	12	1	90	86	35
NEW JERSEY	(5)	30	9	13	8	68	87	26
DIVISION TOTAL		150	83	51	16	452	413	182

PACIFIC DIVISION

		GP	W	L	OT	GF	GA	PTS
ANAHEIM	(1)	30	22	5	3	88	64	47
LOS ANGELES	(2)	30	18	9	3	82	64	39
SAN JOSE	(3)	30	16	9	5	75	71	37
PHOENIX	(4)	30	12	11	7	80	82	31
DALLAS	(5)	30	12	16	2	83	100	26
DIVISION TOTAL		150	80	50	20	408	381	180

SOUTHEAST DIVISION

		GP	W	L	OT	GF	GA	PTS
WASHINGTON	(3)	30	12	15	3	76	87	27
WINNIPEG	(1)	30	14	13	3	78	84	31
CAROLINA	(2)	30	14	13	3	90	100	31
TAMPA BAY	(5)	30	9	20	1	79	97	19
FLORIDA	(4)	30	9	19	2	57	102	20
DIVISION TOTAL		150	58	80	12	380	470	128

NORTHWEST DIVISION

		GP	W	L	OT	GF	GA	PTS
VANCOUVER	(1)	30	15	9	6	75	79	36
MINNESOTA	(2)	30	14	14	2	69	80	30
EDMONTON	(5)	30	9	15	6	62	90	24
CALGARY	(4)	30	12	17	1	81	100	25
COLORADO	(3)	30	11	12	7	71	85	29
DIVISION TOTAL		150	61	67	22	358	434	144

---------- TEAM STANDINGS ----------
BY CONFERENCE

EASTERN CONFERENCE

	GP	W	L	OT	GF	GA	PTS
PITTSBURGH	48	36	12	0	165	119	72
MONTREAL	48	29	14	5	149	126	63
WASHINGTON	48	27	18	3	149	130	57
BOSTON	48	28	14	6	131	109	62
TORONTO	48	26	17	5	145	133	57
NY RANGERS	48	26	18	4	130	112	56
OTTAWA	48	25	17	6	116	104	56
NY ISLANDERS	48	24	17	7	139	139	55
WINNIPEG	48	24	21	3	128	144	51
PHILADELPHIA	48	23	22	3	133	141	49
NEW JERSEY	48	19	19	10	112	129	48
BUFFALO	48	21	21	6	125	143	48
CAROLINA	48	19	25	4	128	160	42
TAMPA BAY	48	18	26	4	148	150	40
FLORIDA	48	15	27	6	112	171	36

WESTERN CONFERENCE

	GP	W	L	OT	GF	GA	PTS
CHICAGO	48	36	7	5	155	102	77
ANAHEIM	48	30	12	6	140	118	66
VANCOUVER	48	26	15	7	127	121	59
ST. LOUIS	48	29	17	2	129	115	60
LOS ANGELES	48	27	16	5	133	118	59
SAN JOSE	48	25	16	7	124	116	57
DETROIT	48	24	16	8	124	115	56
MINNESOTA	48	26	19	3	122	127	55
COLUMBUS	**48**	**24**	**17**	**7**	**120**	**119**	**55**
PHOENIX	48	21	18	9	125	131	51
DALLAS	48	22	22	4	130	142	48
EDMONTON	48	19	22	7	125	134	45
CALGARY	48	19	25	4	128	160	42
NASHVILLE	48	16	23	9	111	139	41
COLORADO	48	16	25	7	116	152	39

---- TEAMS' HOME-AND-ROAD RECORD ----
BY CONFERENCE
---------- HOME ----------

EASTERN CONFERENCE

		GP	W	L	OT	GF	GA	PTS
PITTSBURGH	(1)	24	18	6	0	79	52	36
MONTREAL	(7)	24	14	7	3	70	59	31
BOSTON	(2)	24	16	5	3	71	51	35
TORONTO	(9)	24	13	9	2	74	70	28
WASHINGTON	(6)	24	15	8	1	77	60	31
NY RANGERS	(3)	24	16	6	2	77	51	34
OTTAWA	(4)	24	15	6	3	59	45	33
NY ISLANDERS	(13)	24	10	11	3	68	73	23
WINNIPEG	(10)	24	13	10	1	68	66	27
PHILADELPHIA	(5)	24	15	7	2	70	64	32
NEW JERSEY	(8)	24	13	9	2	66	59	28
BUFFALO	(12)	24	11	10	3	63	71	25
CAROLINA	(15)	24	9	14	1	67	83	19
TAMPA BAY	(11)	24	12	10	2	82	69	26
FLORIDA	(14)	24	8	11	5	65	81	21
CONFERENCE TOTAL		360	198	129	33	1056	954	429

WESTERN CONFERENCE

		GP	W	L	OT	GF	GA	PTS
CHICAGO	(2)	24	18	3	3	77	57	39
ANAHEIM	(4)	24	16	7	1	72	61	33
ST. LOUIS	(7)	24	15	8	1	59	52	31
LOS ANGELES	(1)	24	19	4	1	74	44	39
VANCOUVER	(5)	24	15	6	3	70	54	33
SAN JOSE	(3)	24	17	2	5	73	49	39
DETROIT	(10)	24	13	7	4	68	57	30
MINNESOTA	(9)	24	14	8	2	54	57	30
COLUMBUS	**(6)**	**24**	**14**	**5**	**5**	**64**	**51**	**33**
PHOENIX	(8)	24	14	8	2	74	62	30
DALLAS	(14)	24	11	11	2	65	74	24
EDMONTON	(15)	24	9	11	4	61	71	22
CALGARY	(11)	24	13	9	2	78	80	28
NASHVILLE	(13)	24	11	9	4	59	59	26
COLORADO	(12)	24	12	9	3	65	68	27
CONFERENCE TOTAL		360	211	107	42	1013	896	464
HOME TOTAL		720	409	236	75	2069	1850	893

---------- ROAD ----------

EASTERN CONFERENCE

		GP	W	L	OT	GF	GA	PTS
PITTSBURGH	(1)	24	18	6	0	86	67	36
MONTREAL	(2)	24	15	7	2	79	67	32
BOSTON	(5)	24	12	9	3	60	58	27
TORONTO	(4)	24	13	8	3	71	63	29
WASHINGTON	(6)	24	12	10	2	72	70	26
NY RANGERS	(11)	24	10	12	2	53	61	22
OTTAWA	(8)	24	10	11	3	57	59	23
NY ISLANDERS	(3)	24	14	6	4	71	66	32
WINNIPEG	(7)	24	11	11	2	60	78	24
PHILADELPHIA	(13)	24	8	15	1	63	77	17
NEW JERSEY	(12)	24	6	10	8	46	70	20
BUFFALO	(9)	24	10	11	3	62	72	23
CAROLINA	(10)	24	10	11	3	61	77	23
TAMPA BAY	(15)	24	6	16	2	66	81	14
FLORIDA	(14)	24	7	16	1	47	90	15
CONFERENCE TOTAL		360	162	159	39	954	1056	363

WESTERN CONFERENCE

		GP	W	L	OT	GF	GA	PTS
CHICAGO	(1)	24	18	4	2	78	45	38
ANAHEIM	(2)	24	14	5	5	68	57	33
ST. LOUIS	(3)	24	14	9	1	70	63	29
LOS ANGELES	(11)	24	8	12	4	59	74	20
VANCOUVER	(5)	24	11	9	4	57	67	26
SAN JOSE	(12)	24	8	14	2	51	67	18
DETROIT	(4)	24	11	9	4	56	58	26
MINNESOTA	(6)	24	12	11	1	68	70	25
COLUMBUS	**(9)**	**24**	**10**	**12**	**2**	**56**	**68**	**22**
PHOENIX	(10)	24	7	10	7	51	69	21
DALLAS	(7)	24	11	11	2	65	68	24
EDMONTON	(8)	24	10	11	3	64	63	23
CALGARY	(14)	24	6	16	2	50	80	14
NASHVILLE	(13)	24	5	14	5	52	80	15
COLORADO	(15)	24	4	16	4	51	84	12
CONFERENCE TOTAL		360	149	163	48	896	1013	346
ROAD TOTAL		720	311	322	87	1850	2069	709

-- TEAMS' INTER-CONFERENCE RECORD ---
------- AGAINST OWN CONFERENCE --------

EASTERN CONFERENCE

		GP	W	L	OT	GF	GA	PTS
PITTSBURGH	(1)	48	36	12	0	165	119	72
MONTREAL	(2)	48	29	14	5	149	126	63
BOSTON	(3)	48	28	14	6	131	109	62
TORONTO	(4)	48	26	17	5	145	133	57
WASHINGTON	(5)	48	27	18	3	149	130	57
NY RANGERS	(6)	48	26	18	4	130	112	56
OTTAWA	(7)	48	25	17	6	116	104	56
NY ISLANDERS	(8)	48	24	17	7	139	139	55
WINNIPEG	(9)	48	24	21	3	128	144	51
PHILADELPHIA	(10)	48	23	22	3	133	141	49
NEW JERSEY	(11)	48	19	19	10	112	129	48
BUFFALO	(12)	48	21	21	6	125	143	48
CAROLINA	(13)	48	19	25	4	128	160	42
TAMPA BAY	(14)	48	18	26	4	148	150	40
FLORIDA	(15)	48	15	27	6	112	171	36
CONF. TOTAL		720	360	288	72	2010	2010	792

WESTERN CONFERENCE

		GP	W	L	OT	GF	GA	PTS
CHICAGO	(16)	48	36	7	5	155	102	77
ANAHEIM	(17)	48	30	12	6	140	118	66
ST. LOUIS	(18)	48	29	17	2	129	115	60
LOS ANGELES	(19)	48	27	16	5	133	118	59
VANCOUVER	(20)	48	26	15	7	127	121	59
SAN JOSE	(21)	48	25	16	7	124	116	57
DETROIT	(22)	48	24	16	8	124	115	56
MINNESOTA	(23)	48	26	19	3	122	127	55
COLUMBUS	**(24)**	**48**	**24**	**17**	**7**	**120**	**119**	**55**
PHOENIX	(25)	48	21	18	9	125	131	51
DALLAS	(26)	48	22	22	4	130	142	48
EDMONTON	(27)	48	19	22	7	125	134	45
CALGARY	(28)	48	19	25	4	128	160	42
NASHVILLE	(29)	48	16	23	9	111	139	41
COLORADO	(30)	48	16	25	7	116	152	39
CONF. TOTAL		720	360	270	90	1909	1909	810
VS. OWN CONF.		1440	720	558	162	3919	3919	1602

---------- OVERALL STANDINGS ----------

	GP	W	L	OT	GF	GA	PTS
CHICAGO	48	36	7	5	155	102	77
PITTSBURGH	48	36	12	0	165	119	72
ANAHEIM	48	30	12	6	140	118	66
MONTREAL	48	29	14	5	149	126	63
BOSTON	48	28	14	6	131	109	62
ST. LOUIS	48	29	17	2	129	115	60
LOS ANGELES	48	27	16	5	133	118	59
VANCOUVER	48	26	15	7	127	121	59
TORONTO	48	26	17	5	145	133	57
WASHINGTON	48	27	18	3	149	130	57
SAN JOSE	48	25	16	7	124	116	57
NY RANGERS	48	26	18	4	130	112	56
DETROIT	48	24	16	8	124	115	56
OTTAWA	48	25	17	6	116	104	56
MINNESOTA	48	26	19	3	122	127	55
NY ISLANDERS	48	24	17	7	139	139	55
COLUMBUS	**48**	**24**	**17**	**7**	**120**	**119**	**55**
WINNIPEG	48	24	21	3	128	144	51
PHOENIX	48	21	18	9	125	131	51
PHILADELPHIA	48	23	22	3	133	141	49
DALLAS	48	22	22	4	130	142	48
NEW JERSEY	48	19	19	10	112	129	48
BUFFALO	48	21	21	6	125	143	48
EDMONTON	48	19	22	7	125	134	45
CALGARY	48	19	25	4	128	160	42
CAROLINA	48	19	25	4	128	160	42
NASHVILLE	48	16	23	9	111	139	41
TAMPA BAY	48	18	26	4	148	150	40
COLORADO	48	16	25	7	116	152	39
FLORIDA	48	15	27	6	112	171	36

---- TEAMS' HOME-AND-ROAD RECORD ----
OVERALL

		HOME								ROAD						
		GP	W	L	OT	GF	GA	PTS		GP	W	L	OT	GF	GA	PTS
CHICAGO	(2)	24	18	3	3	77	57	39	CHICAGO	(1)	24	18	4	2	78	45	38
PITTSBURGH	(4)	24	18	6	0	79	52	36	PITTSBURGH	(2)	24	18	6	0	86	67	36
ANAHEIM	(7)	24	16	7	1	72	61	33	ANAHEIM	(3)	24	14	5	5	68	57	33
MONTREAL	(14)	24	14	7	3	70	59	31	MONTREAL	(4)	24	15	7	2	79	67	32
BOSTON	(5)	24	16	5	3	71	51	35	BOSTON	(8)	24	12	9	3	60	58	27
ST. LOUIS	(13)	24	15	8	1	59	52	31	ST. LOUIS	(6)	24	14	9	1	70	63	29
LOS ANGELES	(1)	24	19	4	1	74	44	39	LOS ANGELES	(22)	24	8	12	4	59	74	20
VANCOUVER	(8)	24	15	6	3	70	54	33	VANCOUVER	(11)	24	11	9	4	57	67	26
TORONTO	(19)	24	13	9	2	74	70	28	TORONTO	(7)	24	13	8	3	71	63	29
WASHINGTON	(12)	24	15	8	1	77	60	31	WASHINGTON	(9)	24	12	10	2	72	70	26
SAN JOSE	(3)	24	17	2	5	73	49	39	SAN JOSE	(24)	24	8	14	2	51	67	18
NY RANGERS	(6)	24	16	6	2	77	51	34	NY RANGERS	(19)	24	10	12	2	53	61	22
DETROIT	(17)	24	13	7	4	68	57	30	DETROIT	(10)	24	11	9	4	56	58	26
OTTAWA	(9)	24	15	6	3	59	45	33	OTTAWA	(16)	24	10	11	3	57	59	23
MINNESOTA	(16)	24	14	8	2	54	57	30	MINNESOTA	(12)	24	12	11	1	68	70	25
NY ISLANDERS	(27)	24	10	11	3	68	73	23	NY ISLANDERS	(5)	24	14	6	4	71	66	32
COLUMBUS	**(10)**	**24**	**14**	**5**	**5**	**64**	**51**	**33**	**COLUMBUS**	**(20)**	**24**	**10**	**12**	**2**	**56**	**68**	**22**
WINNIPEG	(21)	24	13	10	1	68	66	27	WINNIPEG	(14)	24	11	11	2	60	78	24
PHOENIX	(15)	24	14	8	2	74	62	30	PHOENIX	(21)	24	7	10	7	51	69	21
PHILADELPHIA	(11)	24	15	7	2	70	64	32	PHILADELPHIA	(25)	24	8	15	1	63	77	17
DALLAS	(26)	24	11	11	2	65	74	24	DALLAS	(13)	24	11	11	2	65	68	24
NEW JERSEY	(18)	24	13	9	2	66	59	28	NEW JERSEY	(23)	24	6	10	8	46	70	20
BUFFALO	(25)	24	11	10	3	63	71	25	BUFFALO	(17)	24	10	11	3	62	72	23
EDMONTON	(28)	24	9	11	4	61	71	22	EDMONTON	(15)	24	10	11	3	64	63	23
CALGARY	(20)	24	13	9	2	78	80	28	CALGARY	(29)	24	6	16	2	50	80	14
CAROLINA	(30)	24	9	14	1	67	83	19	CAROLINA	(18)	24	10	11	3	61	77	23
NASHVILLE	(24)	24	11	9	4	59	59	26	NASHVILLE	(27)	24	5	14	5	52	80	15
TAMPA BAY	(23)	24	12	10	2	82	69	26	TAMPA BAY	(28)	24	6	16	2	66	81	14
COLORADO	(22)	24	12	9	3	65	68	27	COLORADO	(30)	24	4	16	4	51	84	12
FLORIDA	(29)	24	8	11	5	65	81	21	FLORIDA	(26)	24	7	16	1	47	90	15

--- INDIVIDUAL SCORING LEADERS FOR ART ROSS TROPHY ---

PLAYER	TEAM	GP	G	A	PTS	+/-	PIM	PP	SH	GW	S	PCTG
MARTIN ST LOUIS	TAMPA BAY	48	17	43	60	0	14	3	0	2	112	15.2
STEVEN STAMKOS	TAMPA BAY	48	29	28	57	4-	32	10	0	2	157	18.5
ALEX OVECHKIN	WASHINGTON	48	32	24	56	2	36	16	0	4	220	14.5
SIDNEY CROSBY	PITTSBURGH	36	15	41	56	26	16	3	0	1	124	12.1
PATRICK KANE	CHICAGO	47	23	32	55	11	8	8	0	3	138	16.7
ERIC STAAL	CAROLINA	48	18	35	53	5	54	3	1	4	152	11.8
CHRIS KUNITZ	PITTSBURGH	48	22	30	52	30	39	9	0	5	113	19.5
PHIL KESSEL	TORONTO	48	20	32	52	3-	18	6	0	4	161	12.4
TAYLOR HALL	EDMONTON	45	16	34	50	5	33	4	0	4	154	10.4
RYAN GETZLAF	ANAHEIM	44	15	34	49	14	41	4	3	3	99	15.2
PAVEL DATSYUK	DETROIT	47	15	34	49	21	14	8	0	6	107	14.0
MIKE RIBEIRO	WASHINGTON	48	13	36	49	4-	53	6	0	1	63	20.6
JONATHAN TOEWS	CHICAGO	47	23	25	48	28	27	2	2	5	143	16.1
CLAUDE GIROUX	PHILADELPHIA	48	13	35	48	7-	22	6	1	2	137	9.5
HENRIK ZETTERBERG	DETROIT	46	11	37	48	2	18	4	2	5	173	6.4
NICKLAS BACKSTROM	WASHINGTON	48	8	40	48	8	20	3	0	1	82	9.8
JOHN TAVARES	NY ISLANDERS	48	28	19	47	2-	18	9	0	5	162	17.3
JAKUB VORACEK	PHILADELPHIA	48	22	24	46	7-	35	8	0	3	129	17.1
ANDREW LADD	WINNIPEG	48	18	28	46	10	22	3	0	4	121	14.9
HENRIK SEDIN	VANCOUVER	48	11	34	45	19	24	1	1	1	70	15.7
DEREK STEPAN	NY RANGERS	48	18	26	44	25	12	4	1	6	108	16.7
NAZEM KADRI	TORONTO	48	18	26	44	15	23	5	0	1	107	16.8
MATT MOULSON	NY ISLANDERS	47	15	29	44	3-	4	8	0	0	154	9.7
ALEXANDER SEMIN	CAROLINA	44	13	31	44	14	46	4	0	1	150	8.7

--- DEFENCEMEN SCORING LEADERS ---

PLAYER	TEAM	GP	G	A	PTS	+/-	PIM	PP	SH	GW	S	PCTG
P.K. SUBBAN	MONTREAL	42	11	27	38	12	57	7	0	0	126	8.7
KRIS LETANG	PITTSBURGH	35	5	33	38	16	8	1	0	1	95	5.3
RYAN SUTER	MINNESOTA	48	4	28	32	2	24	3	0	1	91	4.4
ANDREI MARKOV	MONTREAL	48	10	20	30	9-	14	8	0	4	79	12.7
KEITH YANDLE	PHOENIX	48	10	20	30	4	54	5	0	3	130	7.7
KIMMO TIMONEN	PHILADELPHIA	45	5	24	29	3	36	3	0	1	78	6.4
NIKLAS KRONWALL	DETROIT	48	5	24	29	5-	44	2	0	2	67	7.5
CODY FRANSON	TORONTO	45	4	25	29	4	8	3	0	0	70	5.7
DION PHANEUF	TORONTO	48	9	19	28	4-	65	3	0	1	88	10.2
SHEA WEBER	NASHVILLE	48	9	19	28	2-	48	3	0	1	124	7.3
DUSTIN BYFUGLIEN	WINNIPEG	43	8	20	28	1-	34	4	0	2	142	5.6
BRIAN CAMPBELL	FLORIDA	48	8	19	27	22-	12	6	0	2	70	11.4
JUSTIN SCHULTZ	*EDMONTON*	*48*	*8*	*19*	*27*	*17-*	*8*	*4*	*0*	*3*	*85*	*9.4*
MARK STREIT	NY ISLANDERS	48	6	21	27	14-	22	3	0	1	83	7.2
SERGEI GONCHAR	OTTAWA	45	3	24	27	4	26	2	0	3	85	3.5
DUNCAN KEITH	CHICAGO	47	3	24	27	16	31	2	0	0	91	3.3
ALEX GOLIGOSKI	DALLAS	47	3	24	27	4	18	0	0	0	80	3.8
MIKE GREEN	WASHINGTON	35	12	14	26	3-	20	4	0	2	96	12.5
SLAVA VOYNOV	LOS ANGELES	48	6	19	25	5	14	1	0	2	79	7.6

--- INDIVIDUAL LEADERS ---

-- GOAL SCORING --

NAME	TEAM	GP	G
ALEX OVECHKIN	WASHINGTON	48	32
STEVEN STAMKOS	TAMPA BAY	48	29
JOHN TAVARES	NY ISLANDERS	48	28
JEFF CARTER	LOS ANGELES	48	26
JONATHAN TOEWS	CHICAGO	47	23
PATRICK KANE	CHICAGO	47	23
JIRI TLUSTY	CAROLINA	48	23
CHRIS KUNITZ	PITTSBURGH	48	22
JAKUB VORACEK	PHILADELPHIA	48	22
JAMES NEAL	PITTSBURGH	40	21
RICK NASH	NY RANGERS	44	21
LOGAN COUTURE	SAN JOSE	48	21
THOMAS VANEK	BUFFALO	38	20
PASCAL DUPUIS	PITTSBURGH	48	20
PHIL KESSEL	TORONTO	48	20
TROY BROUWER	WASHINGTON	47	19
BLAKE WHEELER	WINNIPEG	48	19

-- ASSISTS --

NAME	TEAM	GP	A
MARTIN ST LOUIS	TAMPA BAY	48	43
SIDNEY CROSBY	PITTSBURGH	36	41
NICKLAS BACKSTROM	WASHINGTON	48	40
HENRIK ZETTERBERG	DETROIT	46	37
MIKE RIBEIRO	WASHINGTON	48	36
ERIC STAAL	CAROLINA	48	35
CLAUDE GIROUX	PHILADELPHIA	48	35
RYAN GETZLAF	ANAHEIM	44	34
TAYLOR HALL	EDMONTON	45	34
PAVEL DATSYUK	DETROIT	47	34
HENRIK SEDIN	VANCOUVER	48	34
KRIS LETANG	PITTSBURGH	35	33
JOE THORNTON	SAN JOSE	48	33
ANZE KOPITAR	LOS ANGELES	47	32
PATRICK KANE	CHICAGO	47	32
PHIL KESSEL	TORONTO	48	32
ALEXANDER SEMIN	CAROLINA	44	31

-- POWER PLAY GOALS --

NAME	TEAM	GP	PP
ALEX OVECHKIN	WASHINGTON	48	16
STEVEN STAMKOS	TAMPA BAY	48	10
THOMAS VANEK	BUFFALO	38	9
JAMES NEAL	PITTSBURGH	40	9
CHRIS KUNITZ	PITTSBURGH	48	9
JOHN TAVARES	NY ISLANDERS	48	9
MICHAEL RYDER	DAL-MTL	46	8
DUSTIN BROWN	LOS ANGELES	46	8
PAVEL DATSYUK	DETROIT	47	8
MATT MOULSON	NY ISLANDERS	47	8
PATRICK KANE	CHICAGO	47	8
ANDREI MARKOV	MONTREAL	48	8
JEFF CARTER	LOS ANGELES	48	8
JAKUB VORACEK	PHILADELPHIA	48	8

-- SHORT HAND GOALS --

NAME	TEAM	GP	SH
ILYA KOVALCHUK	NEW JERSEY	37	4
GABRIEL LANDESKOG	COLORADO	36	3
RYAN GETZLAF	ANAHEIM	44	3
ADAM HENRIQUE	NEW JERSEY	42	2
RYAN CALLAHAN	NY RANGERS	45	2
BRAD MARCHAND	BOSTON	45	2
HENRIK ZETTERBERG	DETROIT	46	2
DANIEL PAILLE	BOSTON	46	2
MARK LETESTU	**COLUMBUS**	**46**	**2**
JONATHAN TOEWS	CHICAGO	47	2
ANDREW COGLIANO	ANAHEIM	48	2
PATRIK BERGLUND	ST. LOUIS	48	2

-- POWER PLAY ASSISTS --

NAME	TEAM	GP	PPA
MIKE RIBEIRO	WASHINGTON	48	21
P.K. SUBBAN	MONTREAL	42	19
HENRIK ZETTERBERG	DETROIT	46	19
JOE THORNTON	SAN JOSE	48	19
MARTIN ST LOUIS	TAMPA BAY	48	17
ANZE KOPITAR	LOS ANGELES	47	16
ANDREI MARKOV	MONTREAL	48	15
CLAUDE GIROUX	PHILADELPHIA	48	15
PHIL KESSEL	TORONTO	48	15
NICKLAS BACKSTROM	WASHINGTON	48	15

-- SHORT HAND ASSISTS --

NAME	TEAM	GP	SHA
LEE STEMPNIAK	CALGARY	47	4
PAVEL DATSYUK	DETROIT	47	3
DEREK STEPAN	NY RANGERS	48	3
DAINIUS ZUBRUS	NEW JERSEY	22	2
EMERSON ETEM	*ANAHEIM*	*38*	*2*
RYAN CARTER	NEW JERSEY	44	2
JAY BOUWMEESTER	CGY-STL	47	2
RICH PEVERLEY	BOSTON	47	2
STEVE OTT	BUFFALO	48	2
SAM GAGNER	EDMONTON	48	2

-- POWER PLAY POINTS --

NAME	TEAM	GP	PPP
MIKE RIBEIRO	WASHINGTON	48	27
ALEX OVECHKIN	WASHINGTON	48	27
P.K. SUBBAN	MONTREAL	42	26
HENRIK ZETTERBERG	DETROIT	46	23
ANDREI MARKOV	MONTREAL	48	23
JOE THORNTON	SAN JOSE	48	21
CLAUDE GIROUX	PHILADELPHIA	48	21
PHIL KESSEL	TORONTO	48	21
MARTIN ST LOUIS	TAMPA BAY	48	20
EVGENI MALKIN	PITTSBURGH	31	18
NICKLAS BACKSTROM	WASHINGTON	48	18
STEVEN STAMKOS	TAMPA BAY	48	18

-- SHORT HAND POINTS --

NAME	TEAM	GP	SHP
ILYA KOVALCHUK	NEW JERSEY	37	4
LEE STEMPNIAK	CALGARY	47	4
DEREK STEPAN	NY RANGERS	48	4
GABRIEL LANDESKOG	COLORADO	36	3
ADAM HENRIQUE	NEW JERSEY	42	3
RYAN GETZLAF	ANAHEIM	44	3
RYAN CARTER	NEW JERSEY	44	3
RYAN CALLAHAN	NY RANGERS	45	3
PAVEL DATSYUK	DETROIT	47	3
JONATHAN TOEWS	CHICAGO	47	3

-- GAME WINNING GOALS --

NAME	TEAM	GP	GW
JEFF CARTER	LOS ANGELES	48	8
MARIAN HOSSA	CHICAGO	40	6
JAMES NEAL	PITTSBURGH	40	6
PAVEL DATSYUK	DETROIT	47	6
DEREK STEPAN	NY RANGERS	48	6

-- SHOTS --

NAME	TEAM	GP	S
ALEX OVECHKIN	WASHINGTON	48	220
EVANDER KANE	WINNIPEG	48	190
ZACH PARISE	MINNESOTA	48	182
DAVID CLARKSON	NEW JERSEY	48	180
RICK NASH	NY RANGERS	44	176

-- SHOOTING PERCENTAGE (MIN 48 SHOTS) --

NAME	TEAM	GP	G	S	PCTG
PATRIK BERGLUND	ST. LOUIS	48	17	74	23.0
GABRIEL BOURQUE	NASHVILLE	34	11	50	22.0
BRENDEN MORROW	DAL-PIT	44	12	55	21.8
NAIL YAKUPOV	*EDMONTON*	*48*	*17*	*81*	*21.0*
MIKE RIBEIRO	WASHINGTON	48	13	63	20.6

-- PLUS/MINUS --

NAME	TEAM	GP	+/-
PASCAL DUPUIS	PITTSBURGH	48	31
CHRIS KUNITZ	PITTSBURGH	48	30
JONATHAN TOEWS	CHICAGO	47	28
SIDNEY CROSBY	PITTSBURGH	36	26
DEREK STEPAN	NY RANGERS	48	25

--- CONSECUTIVE SCORING STREAKS ---

-- POINTS GAINED IN 5 OR MORE CONSECUTIVE GAMES --

GM	PLAYER	TEAM	FROM	TO	G	A	PTS
11	ERIC STAAL	CAROLINA	Jan 24	Feb 14	8	9	17
10	STEVEN STAMKOS	TAMPA BAY	Feb 14	Mar 04	10	7	17
10	SERGEI GONCHAR	OTTAWA	Mar 03	Mar 23	1	14	15
10	SAM GAGNER	EDMONTON	Jan 20	Feb 06	3	8	11
9	ALEX OVECHKIN	WASHINGTON	Mar 17	Apr 02	10	5	15
9	NICKLAS BACKSTROM	WASHINGTON	Mar 30	Apr 13	1	14	15
8	SIDNEY CROSBY	PITTSBURGH	Feb 24	Mar 10	5	15	20
8	STEVEN STAMKOS	TAMPA BAY	Jan 19	Feb 02	7	9	16
8	PATRICK KANE	CHICAGO	Mar 10	Mar 29	6	9	15
8	TOBIAS ENSTROM	WINNIPEG	Jan 22	Feb 07	2	10	12
8	PATRICK KANE	CHICAGO	Jan 30	Feb 15	7	5	12
8	JIRI TLUSTY	CAROLINA	Apr 13	Apr 27	6	5	11
8	EVANDER KANE	WINNIPEG	Feb 12	Feb 26	6	4	10
8	MIKE FISHER	NASHVILLE	Mar 14	Mar 28	5	4	9
7	ANDREW LADD	WINNIPEG	Apr 04	Apr 20	4	10	14
7	MARTIN ST LOUIS	TAMPA BAY	Feb 28	Mar 12	3	9	12
7	CHRIS KUNITZ	PITTSBURGH	Feb 22	Mar 07	8	4	12
7	COREY PERRY	ANAHEIM	Feb 15	Mar 01	4	8	12
7	JOE PAVELSKI	SAN JOSE	Jan 20	Jan 31	4	8	12
7	MIKKO KOIVU	MINNESOTA	Mar 18	Mar 30	3	8	11
7	RYAN CALLAHAN	NY RANGERS	Apr 16	Apr 27	5	6	11
7	NAZEM KADRI	TORONTO	Feb 23	Mar 07	6	5	11
7	ALEX TANGUAY	CALGARY	Jan 21	Feb 07	4	5	9
7	HENRIK SEDIN	VANCOUVER	Feb 24	Mar 10	4	5	9
7	RYAN SUTER	MINNESOTA	Feb 26	Mar 10	1	8	9
7	TAYLOR HALL	EDMONTON	Jan 20	Jan 31	2	7	9
7	*SVEN BAERTSCHI*	*CALGARY*	*Apr 13*	*Apr 25*	*3*	*6*	*9*
7	JUSTIN WILLIAMS	LOS ANGELES	Mar 28	Apr 07	6	2	8
7	TOMAS FLEISCHMANN	FLORIDA	Mar 26	Apr 11	3	5	8
7	BOBBY RYAN	ANAHEIM	Feb 27	Mar 10	3	5	8
6	TAYLOR HALL	EDMONTON	Mar 25	Apr 03	7	8	15
6	JOE THORNTON	SAN JOSE	Jan 20	Jan 29	3	11	14
6	PATRICK MARLEAU	SAN JOSE	Jan 20	Jan 29	9	5	14
6	JAKUB VORACEK	PHILADELPHIA	Feb 16	Feb 25	5	9	14
6	HENRIK ZETTERBERG	DETROIT	Jan 21	Feb 01	5	7	12
6	SIDNEY CROSBY	PITTSBURGH	Jan 29	Feb 07	2	10	12
6	KRIS LETANG	PITTSBURGH	Mar 02	Mar 12	0	12	12
6	CLAUDE GIROUX	PHILADELPHIA	Feb 18	Feb 27	4	8	12
6	BRAD RICHARDS	NY RANGERS	Apr 18	Apr 27	5	6	11
6	RICK NASH	NY RANGERS	Feb 28	Mar 10	6	5	11
6	BLAKE WHEELER	WINNIPEG	Apr 06	Apr 20	3	8	11
6	RAY WHITNEY	DALLAS	Apr 07	Apr 18	4	6	10
6	PASCAL DUPUIS	PITTSBURGH	Apr 03	Apr 17	3	7	10
6	ILYA KOVALCHUK	NEW JERSEY	Feb 07	Feb 16	3	7	10
6	PA PARENTEAU	COLORADO	Feb 28	Mar 10	2	8	10
6	VERNON FIDDLER	DALLAS	Apr 03	Apr 13	2	8	10
6	BRYAN LITTLE	WINNIPEG	Apr 06	Apr 20	2	8	10
6	PHIL KESSEL	TORONTO	Mar 09	Mar 21	4	6	10
6	MICHAEL RYDER	DALLAS	Feb 13	Feb 25	2	7	9
6	SIDNEY CROSBY	PITTSBURGH	Mar 17	Mar 28	3	6	9
6	JAMES NEAL	PITTSBURGH	Mar 02	Mar 12	4	5	9
6	JAMIE BENN	DALLAS	Feb 04	Feb 15	4	5	9
6	DEREK STEPAN	NY RANGERS	Apr 01	Apr 10	4	5	9
6	BRAD BOYES	NY ISLANDERS	Mar 09	Mar 21	3	5	8
6	DAVID CLARKSON	NEW JERSEY	Jan 19	Jan 31	4	4	8
6	JOHAN FRANZEN	DETROIT	Jan 25	Feb 05	3	5	8
6	MATT CULLEN	MINNESOTA	Mar 10	Mar 20	1	6	7
6	JOE THORNTON	SAN JOSE	Feb 19	Mar 02	1	6	7
6	MIKE RICHARDS	LOS ANGELES	Apr 04	Apr 13	3	4	7
6	MATT MOULSON	NY ISLANDERS	Mar 09	Mar 21	0	7	7
6	MAX PACIORETTY	MONTREAL	Apr 15	Apr 25	4	3	7
6	ALEX TANGUAY	CALGARY	Mar 09	Mar 21	3	3	6
6	DAN HAMHUIS	VANCOUVER	Apr 04	Apr 15	2	4	6
6	MILAN MICHALEK	OTTAWA	Jan 19	Jan 29	2	4	6
6	*CORY CONACHER*	*TAMPA BAY*	*Feb 16*	*Feb 26*	*2*	*4*	*6*
6	*NAIL YAKUPOV*	*EDMONTON*	*Jan 28*	*Feb 06*	*3*	*3*	*6*
6	DAMIEN BRUNNER	DETROIT	Jan 22	Feb 02	4	2	6
5	JOFFREY LUPUL	TORONTO	Mar 25	Apr 04	5	5	10
5	RYAN GETZLAF	ANAHEIM	Feb 18	Mar 01	3	7	10
5	NAZEM KADRI	TORONTO	Mar 16	Mar 25	3	7	10
5	MARTIN ST LOUIS	TAMPA BAY	Jan 25	Feb 02	0	9	9
5	VINCENT LECAVALIER	TAMPA BAY	Jan 22	Feb 01	3	6	9
5	MIKE RIBEIRO	WASHINGTON	Feb 03	Feb 12	4	5	9
5	MIKE RIBEIRO	WASHINGTON	Apr 11	Apr 20	1	8	9
5	ALEXANDER STEEN	ST. LOUIS	Feb 07	Feb 15	4	5	9
5	ZACH PARISE	MINNESOTA	Jan 19	Jan 27	5	4	9
5	ANZE KOPITAR	LOS ANGELES	Feb 20	Mar 02	2	7	9
5	PHIL KESSEL	TORONTO	Apr 06	Apr 15	6	3	9
5	PHIL KESSEL	TORONTO	Apr 18	Apr 27	4	5	9
5	PATRICK KANE	CHICAGO	Jan 19	Jan 26	2	7	9
5	JOHN TAVARES	NY ISLANDERS	Feb 07	Feb 16	7	2	9
5	JAROMIR JAGR	DALLAS	Mar 20	Mar 29	4	4	8
5	ANDREI MARKOV	MONTREAL	Jan 22	Jan 30	4	4	8
5	CURTIS GLENCROSS	CALGARY	Mar 13	Mar 22	5	3	8
5	BLAKE WHEELER	WINNIPEG	Jan 22	Jan 31	3	5	8
5	DEVIN SETOGUCHI	MINNESOTA	Mar 12	Mar 20	6	2	8
5	ANDY GREENE	NEW JERSEY	Feb 02	Feb 09	2	6	8
5	CARL HAGELIN	NY RANGERS	Feb 10	Feb 19	5	3	8
5	JORDAN EBERLE	EDMONTON	Mar 26	Apr 03	5	3	8
5	ROMAN JOSI	NASHVILLE	Mar 15	Mar 23	2	6	8
5	EVANDER KANE	WINNIPEG	Jan 22	Jan 31	3	5	8
5	DANNY BRIERE	PHILADELPHIA	Feb 16	Feb 23	3	4	7
5	NIK ANTROPOV	WINNIPEG	Mar 08	Mar 16	2	5	7
5	PA PARENTEAU	COLORADO	Mar 23	Mar 30	2	5	7
5	ALEXANDER SEMIN	CAROLINA	Mar 09	Mar 18	2	5	7
5	ERIC STAAL	CAROLINA	Apr 20	Apr 27	1	6	7
5	DUSTIN BROWN	LOS ANGELES	Mar 09	Mar 16	5	2	7
5	MATTHEW CARLE	TAMPA BAY	Mar 29	Apr 07	1	6	7
5	LEE STEMPNIAK	CALGARY	Mar 13	Mar 22	1	6	7
5	ALEX OVECHKIN	WASHINGTON	Feb 03	Feb 12	3	4	7
5	MIKE GREEN	WASHINGTON	Mar 30	Apr 06	5	2	7
5	JAMES VAN RIEMSDYK	TORONTO	Apr 04	Apr 13	2	5	7
5	SAM GAGNER	EDMONTON	Mar 10	Mar 20	5	2	7
5	P.K. SUBBAN	MONTREAL	Feb 27	Mar 07	3	4	7
5	COLIN WILSON	NASHVILLE	Feb 12	Feb 19	2	5	7
5	*ALEX CHIASSON*	*DALLAS*	*Apr 05*	*Apr 13*	*6*	*1*	*7*
5	JEFF SKINNER	CAROLINA	Feb 02	Feb 11	2	5	7
5	RAY WHITNEY	DALLAS	Mar 14	Mar 21	3	3	6
5	DAVID LEGWAND	NASHVILLE	Mar 08	Mar 15	3	3	6
5	RADIM VRBATA	PHOENIX	Jan 24	Feb 01	1	5	6
5	ILYA KOVALCHUK	NEW JERSEY	Mar 05	Mar 13	3	3	6
5	ERIC STAAL	CAROLINA	Mar 09	Mar 18	2	4	6
5	NATHAN HORTON	BOSTON	Jan 23	Jan 31	3	3	6
5	DION PHANEUF	TORONTO	Feb 09	Feb 18	2	4	6
5	JEFF CARTER	LOS ANGELES	Feb 19	Feb 27	5	1	6
5	CLARKE MACARTHUR	TORONTO	Feb 23	Mar 04	3	3	6
5	ANDREW LADD	WINNIPEG	Mar 12	Mar 19	1	5	6
5	DAVID KREJCI	BOSTON	Jan 23	Jan 31	2	4	6
5	DEVIN SETOGUCHI	MINNESOTA	Feb 26	Mar 05	2	4	6
5	ANZE KOPITAR	LOS ANGELES	Mar 12	Mar 19	1	5	6
5	KRIS LETANG	PITTSBURGH	Feb 15	Feb 24	0	6	6
5	JORDAN STAAL	CAROLINA	Feb 02	Feb 11	1	5	6
5	PATRIK BERGLUND	ST. LOUIS	Jan 24	Feb 01	4	2	6
5	PATRIK BERGLUND	ST. LOUIS	Mar 05	Mar 12	4	2	6
5	NICKLAS BACKSTROM	WASHINGTON	Jan 29	Feb 05	1	5	6
5	ROB KLINKHAMMER	PHOENIX	Mar 25	Apr 02	2	4	6
5	JARED SPURGEON	MINNESOTA	Mar 20	Mar 29	2	4	6
5	BRAYDEN SCHENN	PHILADELPHIA	Feb 12	Feb 20	2	4	6
5	TYLER SEGUIN	BOSTON	Feb 15	Feb 26	1	5	6
5	*ALEX GALCHENYUK*	*MONTREAL*	*Apr 03*	*Apr 11*	*3*	*3*	*6*
5	PATRICK MARLEAU	SAN JOSE	Mar 10	Mar 18	3	2	5
5	VINCENT LECAVALIER	TAMPA BAY	Feb 10	Feb 19	2	3	5
5	SCOTT GOMEZ	SAN JOSE	Mar 12	Mar 20	0	5	5
5	ANDREI MARKOV	MONTREAL	Mar 05	Mar 13	0	5	5
5	TAYLOR PYATT	NY RANGERS	Apr 18	Apr 25	2	3	5
5	RUSLAN FEDOTENKO	PHILADELPHIA	Mar 30	Apr 06	3	2	5
5	JASON SPEZZA	OTTAWA	Jan 19	Jan 27	2	3	5
5	**FEDOR TYUTIN**	**COLUMBUS**	**Apr 13**	**Apr 21**	**2**	**3**	**5**
5	RYAN GETZLAF	ANAHEIM	Jan 29	Feb 06	1	4	5
5	DUSTIN PENNER	LOS ANGELES	Mar 02	Mar 09	0	5	5
5	JONATHAN TOEWS	CHICAGO	Jan 22	Jan 30	3	2	5
5	BRANDON SUTTER	PITTSBURGH	Feb 02	Feb 09	3	2	5
5	ADAM HENRIQUE	NEW JERSEY	Feb 03	Feb 10	3	2	5
5	ANDREI LOKTIONOV	NEW JERSEY	Feb 21	Mar 02	3	2	5
5	JOHN TAVARES	NY ISLANDERS	Mar 21	Mar 28	4	1	5
5	*VLADIMIR TARASENKO*	*ST. LOUIS*	*Jan 24*	*Feb 01*	*2*	*3*	*5*
5	MATT READ	PHILADELPHIA	Mar 28	Apr 04	2	3	5
5	ANDREW SHAW	CHICAGO	Jan 30	Feb 07	2	3	5

-- GOALS SCORED IN 5 OR MORE CONSECUTIVE GAMES --

GM	PLAYER	TEAM	FROM	TO	G
6	STEVEN STAMKOS	TAMPA BAY	Feb 16	Feb 26	7
5	PATRICK MARLEAU	SAN JOSE	Jan 20	Jan 27	9
5	CHRIS KUNITZ	PITTSBURGH	Feb 26	Mar 07	7
5	PATRICK KANE	CHICAGO	Feb 01	Feb 10	7
5	JOHN TAVARES	NY ISLANDERS	Feb 07	Feb 16	7
5	JUSTIN WILLIAMS	LOS ANGELES	Mar 28	Apr 04	6
5	RICK NASH	NY RANGERS	Feb 28	Mar 08	6
5	ALEX OVECHKIN	WASHINGTON	Mar 17	Mar 24	6
5	STEVEN STAMKOS	TAMPA BAY	Jan 25	Feb 02	6
5	JEFF CARTER	LOS ANGELES	Feb 19	Feb 27	5

-- ASSISTS AWARDED IN 5 OR MORE CONSECUTIVE GAMES --

GM	PLAYER	TEAM	FROM	TO	A
10	SERGEI GONCHAR	OTTAWA	Mar 03	Mar 23	14
7	NICKLAS BACKSTROM	WASHINGTON	Apr 02	Apr 13	13
7	ANDREW LADD	WINNIPEG	Apr 04	Apr 20	10
6	KRIS LETANG	PITTSBURGH	Mar 02	Mar 12	12
6	JOE THORNTON	SAN JOSE	Jan 20	Jan 29	11
6	SIDNEY CROSBY	PITTSBURGH	Jan 29	Feb 07	10
6	SIDNEY CROSBY	PITTSBURGH	Feb 24	Mar 07	10
6	MARTIN ST LOUIS	TAMPA BAY	Mar 02	Mar 12	9
6	VERNON FIDDLER	DALLAS	Apr 03	Apr 13	8
6	CLAUDE GIROUX	PHILADELPHIA	Feb 18	Feb 27	8
6	HENRIK ZETTERBERG	DETROIT	Jan 21	Feb 01	7
6	MATT MOULSON	NY ISLANDERS	Mar 09	Mar 21	7
5	MARTIN ST LOUIS	TAMPA BAY	Jan 25	Feb 02	9
5	BRYAN LITTLE	WINNIPEG	Apr 06	Apr 18	8
5	PASCAL DUPUIS	PITTSBURGH	Apr 05	Apr 17	7
5	MIKKO KOIVU	MINNESOTA	Mar 23	Mar 30	7
5	ANZE KOPITAR	LOS ANGELES	Feb 20	Mar 02	7
5	PATRICK KANE	CHICAGO	Mar 10	Mar 20	7
5	STEVEN STAMKOS	TAMPA BAY	Jan 19	Jan 27	7
5	JOE THORNTON	SAN JOSE	Feb 22	Mar 02	6
5	ERIC STAAL	CAROLINA	Feb 07	Feb 14	6
5	MATTHEW CARLE	TAMPA BAY	Mar 29	Apr 07	6
5	LEE STEMPNIAK	CALGARY	Mar 13	Mar 22	6
5	KRIS LETANG	PITTSBURGH	Feb 15	Feb 24	6
5	PATRICK MARLEAU	SAN JOSE	Jan 22	Jan 29	5
5	SCOTT GOMEZ	SAN JOSE	Mar 12	Mar 20	5
5	ANDREI MARKOV	MONTREAL	Mar 05	Mar 13	5
5	RADIM VRBATA	PHOENIX	Jan 24	Feb 01	5
5	TOMAS FLEISCHMANN	FLORIDA	Mar 30	Apr 11	5
5	DUSTIN PENNER	LOS ANGELES	Mar 02	Mar 09	5
5	ANZE KOPITAR	LOS ANGELES	Mar 12	Mar 19	5
5	JORDAN STAAL	CAROLINA	Feb 02	Feb 11	5
5	NICKLAS BACKSTROM	WASHINGTON	Jan 29	Feb 05	5
5	DEREK STEPAN	NY RANGERS	Apr 03	Apr 10	5
5	EVANDER KANE	WINNIPEG	Jan 22	Jan 31	5

THREE OR MORE GOAL GAMES

PLAYER	TEAM	LGM	DATE	FINAL SCORE				G
JUSTIN ABDELKADER	DETROIT	455	Mar 22	DET	5	ANA	1	3
NICK BONINO	ANAHEIM	117	Feb 02	L.A	4	ANA	7	3
MIKE CAMMALLERI	CALGARY	190	Feb 13	DAL	4	CGY	7	3
JEFF CARTER	LOS ANGELES	323	Mar 04	NSH	1	L.A	5	3
ANDREW COGLIANO	ANAHEIM	308	Mar 02	ANA	4	PHX	5	3
MARIAN GABORIK	NY RANGERS	37	Jan 23	BOS	3	NYR	4	3
CURTIS GLENCROSS	CALGARY	403	Mar 15	NSH	3	CGY	6	3
TAYLOR HALL	EDMONTON	515	Mar 30	VAN	0	EDM	4	3
SCOTT HARTNELL	PHILADELPHIA	626	Apr 15	PHI	7	MTL	3	3
NAZEM KADRI	TORONTO	289	Feb 28	TOR	5	NYI	4	3
NAZEM KADRI	TORONTO	513	Mar 30	TOR	4	OTT	0	3
TOMAS KOPECKY	FLORIDA	280	Feb 26	PIT	4	FLA	6	3
CHRIS KUNITZ	PITTSBURGH	119	Feb 03	PIT	6	WSH	3	4
CHRIS KUNITZ	PITTSBURGH	369	Mar 10	NYI	1	PIT	6	3
JAMES NEAL	PITTSBURGH	710	Apr 27	CAR	3	PIT	8	3
ALEX OVECHKIN	WASHINGTON	250	Feb 23	N.J	1	WSH	5	3
ALEX OVECHKIN	WASHINGTON	566	Apr 06	WSH	4	FLA	3	3
KYLE PALMIERI	ANAHEIM	286	Feb 27	NSH	1	ANA	5	3
MATT READ	PHILADELPHIA	60	Jan 26	PHI	7	FLA	1	3
BRAD RICHARDS	NY RANGERS	655	Apr 19	NYR	8	BUF	4	3
WAYNE SIMMONDS	PHILADELPHIA	665	Apr 20	PHI	5	CAR	3	3
VLADIMIR SOBOTKA	ST. LOUIS	358	Mar 09	STL	4	S.J	3	3
MARTIN ST LOUIS	TAMPA BAY	690	Apr 24	TOR	2	T.B	5	3
ERIC STAAL	CAROLINA	43	Jan 24	BUF	3	CAR	6	3
STEVE SULLIVAN	PHOENIX	39	Jan 23	CBJ	1	PHX	5	3
JOHN TAVARES	NY ISLANDERS	207	Feb 16	N.J	1	NYI	5	3
JIRI TLUSTY	CAROLINA	533	Apr 02	WSH	5	CAR	3	3
THOMAS VANEK	BUFFALO	92	Jan 31	BUF	7	BOS	4	3
JAKUB VORACEK	PHILADELPHIA	234	Feb 20	PHI	6	PIT	5	3
RADIM VRBATA	PHOENIX	719	Apr 27	PHX	5	ANA	3	3
NAIL YAKUPOV	*EDMONTON*	*718*	*Apr 27*	*VAN*	*2*	*EDM*	*7*	*3*
HENRIK ZETTERBERG	DETROIT	104	Feb 01	STL	3	DET	5	3

--- INDIVIDUAL ROOKIE SCORING LEADERS ---

PLAYER	TEAM	GP	G	A	PTS	+/-	PIM	PP	SH	GW	S	PCTG
NAIL YAKUPOV	EDMONTON	48	17	14	31	4-	24	6	0	2	81	21.0
JONATHAN HUBERDEAU	FLORIDA	48	14	17	31	15-	18	2	0	1	112	12.5
CORY CONACHER	T.B-OTT	47	11	18	29	3	20	1	0	3	67	16.4
BRENDAN GALLAGHER	MONTREAL	44	15	13	28	10	33	3	0	3	117	12.8
BRANDON SAAD	CHICAGO	46	10	17	27	17	12	0	1	2	98	10.2
ALEX GALCHENYUK	MONTREAL	48	9	18	27	14	20	0	0	2	79	11.4
JUSTIN SCHULTZ	EDMONTON	48	8	19	27	17-	8	4	0	3	85	9.4
MIKA ZIBANEJAD	OTTAWA	42	7	13	20	9	6	3	0	0	90	7.8
JAKOB SILFVERBERG	OTTAWA	48	10	9	19	9	12	2	1	2	134	7.5
VLADIMIR TARASENKO	ST. LOUIS	38	8	11	19	1	10	3	0	1	75	10.7
ALEXANDER KILLORN	TAMPA BAY	38	7	12	19	6-	14	1	0	2	82	8.5
PATRICK WIERCIOCH	OTTAWA	42	5	14	19	9	39	3	0	0	81	6.2
MARCUS FOLIGNO	BUFFALO	47	5	13	18	4-	41	1	0	0	55	9.1
JAKE MUZZIN	LOS ANGELES	45	7	9	16	16	35	3	0	1	77	9.1
DOUGIE HAMILTON	BOSTON	42	5	11	16	4	14	2	0	0	83	6.0
CASEY CIZIKAS	NY ISLANDERS	45	6	9	15	0	14	0	0	1	45	13.3
CHARLIE COYLE	MINNESOTA	37	8	6	14	3	28	1	0	2	50	16.0
ANTOINE ROUSSEL	DALLAS	39	7	7	14	3	85	0	0	0	46	15.2
BEAU BENNETT	PITTSBURGH	26	3	11	14	7	6	1	0	2	30	10.0
JADEN SCHWARTZ	ST. LOUIS	45	7	6	13	4-	4	0	0	1	50	14.0
DREW SHORE	FLORIDA	43	3	10	13	10-	14	1	1	1	96	3.1
TYSON BARRIE	COLORADO	32	2	11	13	11-	10	1	0	1	58	3.4
MATT IRWIN	SAN JOSE	38	6	6	12	1-	10	4	0	0	79	7.6

--- INDIVIDUAL ROOKIE LEADERS ---

-- GOAL SCORING --

NAME	TEAM	GP	G
NAIL YAKUPOV	EDMONTON	48	17
BRENDAN GALLAGHER	MONTREAL	44	15
JONATHAN HUBERDEAU	FLORIDA	48	14
CORY CONACHER	T.B-OTT	47	11
BRANDON SAAD	CHICAGO	46	10
JAKOB SILFVERBERG	OTTAWA	48	10
ALEX GALCHENYUK	MONTREAL	48	9
CHARLIE COYLE	MINNESOTA	37	8
VLADIMIR TARASENKO	ST. LOUIS	38	8
JUSTIN SCHULTZ	EDMONTON	48	8
ALEXANDER KILLORN	TAMPA BAY	38	7
ANTOINE ROUSSEL	DALLAS	39	7
MIKA ZIBANEJAD	OTTAWA	42	7
JAKE MUZZIN	LOS ANGELES	45	7
JADEN SCHWARTZ	ST. LOUIS	45	7

-- ASSISTS --

NAME	TEAM	GP	A
JUSTIN SCHULTZ	EDMONTON	48	19
CORY CONACHER	T.B-OTT	47	18
ALEX GALCHENYUK	MONTREAL	48	18
BRANDON SAAD	CHICAGO	46	17
JONATHAN HUBERDEAU	FLORIDA	48	17
PATRICK WIERCIOCH	OTTAWA	42	14
NAIL YAKUPOV	EDMONTON	48	14
MIKA ZIBANEJAD	OTTAWA	42	13
BRENDAN GALLAGHER	MONTREAL	44	13
MARCUS FOLIGNO	BUFFALO	47	13
ALEXANDER KILLORN	TAMPA BAY	38	12
BEAU BENNETT	PITTSBURGH	26	11
TYSON BARRIE	COLORADO	32	11
VLADIMIR TARASENKO	ST. LOUIS	38	11
DOUGIE HAMILTON	BOSTON	42	11

-- POWER PLAY GOALS --

NAME	TEAM	GP	PP
NAIL YAKUPOV	EDMONTON	48	6
MATT IRWIN	SAN JOSE	38	4
JUSTIN SCHULTZ	EDMONTON	48	4
VLADIMIR TARASENKO	ST. LOUIS	38	3
PATRICK WIERCIOCH	OTTAWA	42	3
MIKA ZIBANEJAD	OTTAWA	42	3
BRENDAN GALLAGHER	MONTREAL	44	3
JAKE MUZZIN	LOS ANGELES	45	3

-- SHORT HAND GOALS --

NAME	TEAM	GP	SH
ZACH REDMOND	WINNIPEG	8	1
BRIAN FLYNN	BUFFALO	26	1
DREW SHORE	FLORIDA	43	1
BRANDON SAAD	CHICAGO	46	1
JAKOB SILFVERBERG	OTTAWA	48	1

-- POWER PLAY ASSISTS --

NAME	TEAM	GP	PPA
JUSTIN SCHULTZ	EDMONTON	48	11
PATRICK WIERCIOCH	OTTAWA	42	7
JONATHAN HUBERDEAU	FLORIDA	48	7
BEAU BENNETT	PITTSBURGH	26	4
TYSON BARRIE	COLORADO	32	4
JAKE MUZZIN	LOS ANGELES	45	4
NAIL YAKUPOV	EDMONTON	48	4

-- SHORT HAND ASSISTS --

NAME	TEAM	GP	SHA
EMERSON ETEM	ANAHEIM	38	2
BEN STREET	CALGARY	6	1
MARCUS FOLIGNO	BUFFALO	47	1

-- POWER PLAY POINTS --

NAME	TEAM	GP	PPP
JUSTIN SCHULTZ	EDMONTON	48	15
PATRICK WIERCIOCH	OTTAWA	42	10
NAIL YAKUPOV	EDMONTON	48	10
JONATHAN HUBERDEAU	FLORIDA	48	9
JAKE MUZZIN	LOS ANGELES	45	7
BEAU BENNETT	PITTSBURGH	26	5
TYSON BARRIE	COLORADO	32	5
MATT IRWIN	SAN JOSE	38	5
VLADIMIR TARASENKO	ST. LOUIS	38	5

-- SHORT HAND POINTS --

NAME	TEAM	GP	SHP
EMERSON ETEM	ANAHEIM	38	2
BEN STREET	CALGARY	6	1
ZACH REDMOND	WINNIPEG	8	1
BRIAN FLYNN	BUFFALO	26	1
DREW SHORE	FLORIDA	43	1
BRANDON SAAD	CHICAGO	46	1
MARCUS FOLIGNO	BUFFALO	47	1
JAKOB SILFVERBERG	OTTAWA	48	1

-- GAME WINNING GOALS --

NAME	TEAM	GP	GW
LEO KOMAROV	TORONTO	42	3
BRENDAN GALLAGHER	MONTREAL	44	3
CORY CONACHER	T.B-OTT	47	3
JUSTIN SCHULTZ	EDMONTON	48	3

-- SHOTS --

NAME	TEAM	GP	S
JAKOB SILFVERBERG	OTTAWA	48	134
BRENDAN GALLAGHER	MONTREAL	44	117
JONATHAN HUBERDEAU	FLORIDA	48	112
BRANDON SAAD	CHICAGO	46	98
DREW SHORE	FLORIDA	43	96

-- SHOOTING PERCENTAGE (MIN 48 SHOTS) --

NAME	TEAM	GP	G	S	PCTG
NAIL YAKUPOV	EDMONTON	48	17	81	21.0
CORY CONACHER	T.B-OTT	47	11	67	16.4
CHARLIE COYLE	MINNESOTA	37	8	50	16.0
JADEN SCHWARTZ	ST. LOUIS	45	7	50	14.0
BRENDAN GALLAGHER	MONTREAL	44	15	117	12.8

-- PLUS/MINUS --

NAME	TEAM	GP	+/-
BRANDON SAAD	CHICAGO	46	17
JAKE MUZZIN	LOS ANGELES	45	16
DALTON PROUT	**COLUMBUS**	**28**	**15**
ALEX GALCHENYUK	MONTREAL	48	14
BRENDAN GALLAGHER	MONTREAL	44	10

--- CONSECUTIVE ROOKIE SCORING STREAKS ---
-- POINTS GAINED IN 5 OR MORE CONSECUTIVE GAMES --

GM	ROOKIE	TEAM	FROM	TO	G	A	PTS
7	SVEN BAERTSCHI	CALGARY	Apr 13	Apr 25	3	6	9
6	CORY CONACHER	TAMPA BAY	Feb 16	Feb 26	2	4	6
6	NAIL YAKUPOV	EDMONTON	Jan 28	Feb 06	3	3	6
5	ALEX CHIASSON	DALLAS	Apr 05	Apr 13	6	1	7
5	ALEX GALCHENYUK	MONTREAL	Apr 03	Apr 11	3	3	6
5	VLADIMIR TARASENKO	ST. LOUIS	Jan 24	Feb 01	2	3	5

--- RECORD OF GOALTENDERS ---

RNK	SW#	GOALTENDER	GPI	MINS	AVG	W	L	OT	EN	SO	GA	SA	SV %	G	A	PIM
4	30	RAY EMERY	21	1116	1.94	17	1	0	0	3	36	460	.922	0	0	0
3	50	COREY CRAWFORD	30	1761	1.94	19	5	5	1	3	57	769	.926	0	0	4
	33	CARTER HUTTON	1	59	3.05	0	1	0	0	0	3	28	.893	0	0	0
		CHI GOALTENDING TOTALS	48	2945	1.98	36	7	5	1	7	97	1258	.923			
RAY EMERY and COREY CRAWFORD shared a shutout vs STL on Feb 28, 2013																
1	41	CRAIG ANDERSON	24	1421	1.69	12	9	2	1	3	40	677	.941	0	0	0
	40	*ROBIN LEHNER	12	735	2.20	5	3	4	0	0	27	424	.936	0	0	0
32	30	BEN BISHOP	13	758	2.45	8	5	0	1	1	31	399	.922	0	0	0
		OTT GOALTENDING TOTALS	48	2931	2.05	25	17	6	2	4	100	1502	.933			
6	40	TUUKKA RASK	36	2104	2.00	19	10	5	5	5	70	980	.929	0	1	0
15	35	ANTON KHUDOBIN	14	803	2.32	9	4	1	0	1	31	388	.920	0	0	4
		BOS GOALTENDING TOTALS	48	2923	2.18	28	14	6	5	6	106	1373	.923			
7	30	HENRIK LUNDQVIST	43	2575	2.05	24	16	3	6	2	88	1190	.926	0	1	0
	43	MARTIN BIRON	6	336	2.32	2	2	1	1	0	13	156	.917	0	0	0
		NYR GOALTENDING TOTALS	48	2927	2.21	26	18	4	7	2	108	1353	.920			
	34	*PETR MRAZEK*	*2*	*119*	*2.02*	*1*	*1*	*0*	*0*	*0*	*4*	*51*	*.922*	*0*	*0*	*0*
9	35	JIMMY HOWARD	42	2446	2.13	21	13	7	2	5	87	1129	.923	0	1	0
	50	JONAS GUSTAVSSON	7	349	2.92	2	2	1	0	0	17	140	.879	0	1	2
		DET GOALTENDING TOTALS	48	2928	2.25	24	16	8	2	5	110	1322	.917			
11	31	ANTTI NIEMI	43	2581	2.16	24	12	6	3	4	93	1220	.924	0	1	2
	1	THOMAS GREISS	6	308	2.53	1	4	0	1	1	13	153	.915	0	0	0
	32	*ALEX STALOCK*	*2*	*42*	*2.86*	*0*	*0*	*1*	*0*	*0*	*2*	*13*	*.846*	*0*	*0*	*0*
		S.J GOALTENDING TOTALS	48	2948	2.28	25	16	7	4	5	112	1390	.919			
5	**72**	**SERGEI BOBROVSKY**	**38**	**2219**	**2.00**	**21**	**11**	**6**	**3**	**4**	**74**	**1084**	**.932**	**0**	**0**	**0**
30	**35**	**STEVE MASON**	**13**	**712**	**2.95**	**3**	**6**	**1**	**3**	**0**	**35**	**346**	**.899**	**0**	**0**	**0**
		CBJ GOALTENDING TOTALS	**48**	**2950**	**2.34**	**24**	**17**	**7**	**6**	**4**	**115**	**1436**	**.920**			
2	45	JONATHAN BERNIER	14	768	1.88	9	3	1	1	1	24	306	.922	0	1	0
19	32	JONATHAN QUICK	37	2134	2.45	18	13	4	2	1	87	889	.902	0	0	2
		L.A GOALTENDING TOTALS	48	2917	2.34	27	16	5	3	2	114	1198	.905			
10	41	JAROSLAV HALAK	16	813	2.14	6	5	1	2	3	29	286	.899	0	1	0
14	1	BRIAN ELLIOTT	24	1292	2.28	14	8	1	1	3	49	526	.907	0	0	0
22	34	*JAKE ALLEN	15	804	2.46	9	4	0	0	1	33	346	.905	0	0	0
		STL GOALTENDING TOTALS	48	2920	2.34	29	17	2	3	7	114	1161	.902			
8	35	CORY SCHNEIDER	30	1733	2.11	17	9	4	1	5	61	835	.927	0	1	0
25	1	ROBERTO LUONGO	20	1197	2.56	9	6	3	2	2	51	551	.907	0	0	0
		VAN GOALTENDING TOTALS	48	2944	2.34	26	15	7	3	7	115	1389	.917			
12	30	VIKTOR FASTH	25	1428	2.18	15	6	2	3	4	52	661	.921	0	0	0
16	1	JONAS HILLER	26	1498	2.36	15	6	4	1	1	59	675	.913	0	1	2
		ANA GOALTENDING TOTALS	48	2936	2.35	30	12	6	4	5	115	1340	.914			
17	29	MARC-ANDRE FLEURY	33	1858	2.39	23	8	0	2	1	74	881	.916	0	2	2
20	92	TOMAS VOKOUN	20	1029	2.45	13	4	0	1	3	42	519	.919	0	2	2
		PIT GOALTENDING TOTALS	48	2898	2.46	36	12	0	3	5	119	1403	.915			
TOMAS VOKOUN and MARC-ANDRE FLEURY shared a shutout vs MTL on Mar 26, 2013																

	31	*JEFF FRAZEE*	*1*	*19*	*.00*	*0*	*0*	*0*	*1*	*0*	*0*	*3*	*1.000*	*0*	*0*	*0*
13	30	MARTIN BRODEUR	29	1757	2.22	13	9	7	2	2	65	654	.901	1	2	0
	35	*KEITH KINKAID*	*1*	*26*	*2.31*	*0*	*0*	*0*	*1*	*0*	*1*	*13*	*.923*	*0*	*0*	*0*
34	1	JOHAN HEDBERG	19	1108	2.76	6	10	3	1	1	51	435	.883	0	1	4
	N.J GOALTENDING TOTALS		48	2938	2.49	19	19	10	5	3	122	1110	.890			
	30	PETER BUDAJ	13	656	2.29	8	1	1	0	1	25	273	.908	0	0	0
29	31	CAREY PRICE	39	2249	2.59	21	13	4	2	3	97	1018	.905	0	0	0
	MTL GOALTENDING TOTALS		48	2918	2.55	29	14	5	2	4	124	1293	.904			
	31	CHAD JOHNSON	4	247	1.21	2	0	2	0	1	5	108	.954	0	0	0
28	41	MIKE SMITH	34	1956	2.58	15	12	5	2	5	84	938	.910	0	0	0
	1	JASON LABARBERA	15	726	2.64	4	6	2	2	0	32	418	.923	0	0	0
	PHX GOALTENDING TOTALS		48	2945	2.55	21	18	9	4	6	125	1467	.915			
	35	*DARCY KUEMPER*	*6*	*288*	*2.08*	*1*	*2*	*0*	*0*	*0*	*10*	*119*	*.916*	*0*	*0*	*0*
23	32	NIKLAS BACKSTROM	42	2368	2.48	24	15	3	2	2	98	1072	.909	0	0	2
	37	JOSH HARDING	5	185	3.24	1	1	0	0	1	10	73	.863	0	0	0
	31	*MATT HACKETT*	*1*	*59*	*5.08*	*0*	*1*	*0*	*0*	*0*	*5*	*33*	*.848*	*0*	*0*	*0*
	MIN GOALTENDING TOTALS		48	2920	2.57	26	19	3	2	3	125	1299	.904			
	40	*JUSSI RYNNAS*	*1*	*10*	*.00*	*0*	*0*	*0*	*0*	*0*	*0*	*6*	*1.000*	*0*	*0*	*0*
21	34	JAMES REIMER	33	1856	2.46	19	8	5	4	4	76	995	.924	0	1	0
33	30	BEN SCRIVENS	20	1025	2.69	7	9	0	2	2	46	542	.915	0	0	6
	TOR GOALTENDING TOTALS		48	2911	2.64	26	17	5	6	6	128	1549	.917			
27	70	BRADEN HOLTBY	36	2089	2.58	23	12	1	2	4	90	1123	.920	0	2	2
	30	MICHAL NEUVIRTH	13	723	2.74	4	5	2	0	0	33	367	.910	0	0	0
	31	*PHILIPP GRUBAUER*	*2*	*84*	*3.57*	*0*	*1*	*0*	*0*	*0*	*5*	*59*	*.915*	*0*	*0*	*0*
	WSH GOALTENDING TOTALS		48	2910	2.68	27	18	3	2	4	130	1551	.916			
	35	NIKOLAI KHABIBULI	12	684	2.54	4	6	1	1	1	29	376	.923	0	0	0
26	40	DEVAN DUBNYK	38	2101	2.57	14	16	6	4	2	90	1132	.920	0	0	0
	34	YANN DANIS	3	110	3.82	1	0	0	0	0	7	59	.881	0	0	0
	EDM GOALTENDING TOTALS		48	2924	2.69	19	22	7	5	3	131	1572	.917			
18	35	PEKKA RINNE	43	2444	2.43	15	16	8	2	5	99	1101	.910	0	1	8
	30	CHRIS MASON	11	467	3.73	1	7	1	3	0	29	229	.873	0	0	0
	NSH GOALTENDING TOTALS		48	2929	2.72	16	23	9	5	5	133	1335	.900			
24	20	EVGENI NABOKOV	41	2475	2.50	23	11	7	6	3	103	1139	.910	0	4	6
	60	KEVIN POULIN	5	258	3.02	1	3	0	1	0	13	122	.893	0	0	0
	39	RICK DIPIETRO	3	176	4.09	0	3	0	1	0	12	83	.855	0	0	0
	NYI GOALTENDING TOTALS		48	2927	2.79	24	17	7	8	3	136	1352	.899			
	1	JHONAS ENROTH	12	623	2.60	4	4	1	1	1	27	332	.919	0	0	0
37	30	RYAN MILLER	40	2302	2.81	17	17	5	3	0	108	1270	.915	0	0	2
	BUF GOALTENDING TOTALS		48	2946	2.83	21	21	6	4	1	139	1606	.913			
30	35	STEVE MASON	7	378	1.90	4	2	0	1	0	12	215	.944	0	1	0
	33	BRIAN BOUCHER	4	144	2.50	0	2	0	1	0	6	55	.891	0	0	0
35	30	ILYA BRYZGALOV	40	2298	2.79	19	17	3	7	1	107	1066	.900	0	3	0
	49	MICHAEL LEIGHTON	1	59	5.08	0	1	0	0	0	5	26	.808	0	0	0
	PHI GOALTENDING TOTALS		48	2901	2.87	23	22	3	9	1	139	1371	.899			
36	31	ONDREJ PAVELEC	44	2553	2.80	21	20	3	5	0	119	1251	.905	0	0	2
	35	AL MONTOYA	7	351	2.91	3	1	0	0	1	17	168	.899	0	0	0
	WPG GOALTENDING TOTALS		48	2917	2.90	24	21	3	5	1	141	1424	.901			
31	32	KARI LEHTONEN	36	1986	2.66	15	14	3	3	1	88	1050	.916	0	2	0
	41	CRISTOPHER NILSTO	5	291	3.09	1	3	1	0	0	15	146	.897	0	0	0
	31	*RICHARD BACHMAN*	*13*	*609*	*3.25*	*6*	*5*	*0*	*2*	*0*	*33*	*288*	*.885*	*0*	*0*	*0*
	DAL GOALTENDING TOTALS		48	2906	2.91	22	22	4	5	1	141	1489	.905			
42	32	MATHIEU GARON	18	910	2.90	5	9	2	1	0	44	427	.897	0	0	0
41	39	ANDERS LINDBACK	24	1304	2.90	10	10	1	3	0	63	642	.902	0	1	0
32	30	BEN BISHOP	9	502	2.99	3	4	1	2	1	25	302	.917	0	0	2
	30	CEDRICK DESJARDIN	3	160	3.00	0	3	0	1	0	8	73	.890	0	0	0
	T.B GOALTENDING TOTALS		48	2904	3.04	18	26	4	7	1	147	1451	.899			
	30	*SAMI AITTOKALLIO*	*1*	*49*	*2.45*	*0*	*0*	*0*	*0*	*0*	*2*	*25*	*.920*	*0*	*0*	*0*
39	35	JEAN-SEBASTIEN GI	18	908	2.84	5	4	4	1	0	43	469	.908	0	0	4
43	1	SEMYON VARLAMOV	35	1950	3.02	11	21	3	6	3	98	1007	.903	0	1	0
	COL GOALTENDING TOTALS		48	2930	3.07	16	25	7	7	3	150	1508	.901			
40	35	JOEY MACDONALD	21	1148	2.87	8	9	1	2	0	55	562	.902	0	0	0
	41	DANIEL TAYLOR	2	120	3.00	1	1	0	0	0	6	68	.912	0	0	0
	37	*LELAND IRVING*	*6*	*270*	*3.33*	*2*	*1*	*1*	*0*	*0*	*15*	*128*	*.883*	*0*	*1*	*0*
47	34	MIIKKA KIPRUSOFF	24	1344	3.44	8	14	2	2	0	77	650	.882	0	1	0
	CGY GOALTENDING TOTALS		48	2901	3.25	19	25	4	4	0	157	1412	.889			
38	30	CAM WARD	17	929	2.84	9	6	1	1	0	44	477	.908	0	0	0
44	31	DAN ELLIS	19	997	3.13	6	8	2	1	1	52	555	.906	0	2	0
48	35	JUSTIN PETERS	19	954	3.46	4	11	1	6	1	55	506	.891	0	0	0
	CAR GOALTENDING TOTALS		48	2898	3.29	19	25	4	8	2	159	1546	.897			
45	35	*JACOB MARKSTROM	23	1266	3.22	8	14	1	5	0	68	685	.901	0	0	0
46	60	JOSE THEODORE	15	766	3.29	4	6	3	1	0	42	391	.893	0	0	2
49	30	SCOTT CLEMMENSEN	19	866	3.67	3	7	2	1	0	53	421	.874	0	0	0
	FLA GOALTENDING TOTALS		48	2915	3.50	15	27	6	7	0	170	1504	.887			

--- GOALTENDING LEADERS (MIN. 14 GPI) ---

-- GOALS AGAINST AVERAGE --

GOALTENDER	TEAM	GPI	MINS	GA	AVG
CRAIG ANDERSON	OTTAWA	24	1421	40	1.69
JONATHAN BERNIER	LOS ANGELES	14	768	24	1.88
COREY CRAWFORD	CHICAGO	30	1761	57	1.94
RAY EMERY	CHICAGO	21	1116	36	1.94
SERGEI BOBROVSKY	**COLUMBUS**	**38**	**2219**	**74**	**2.00**
TUUKKA RASK	BOSTON	36	2104	70	2.00

-- WINS --

GOALTENDER	TEAM	GPI	MINS	W	L	OT
NIKLAS BACKSTROM	MINNESOTA	42	2368	24	15	3
HENRIK LUNDQVIST	NY RANGERS	43	2575	24	16	3
ANTTI NIEMI	SAN JOSE	43	2581	24	12	6
MARC-ANDRE FLEURY	PITTSBURGH	33	1858	23	8	0
BRADEN HOLTBY	WASHINGTON	36	2089	23	12	1
EVGENI NABOKOV	NY ISLANDERS	41	2475	23	11	7

-- SAVE PERCENTAGE --

GOALTENDER	TEAM	GPI	MINS	GA	SA	SPCTG	W	L	OT
CRAIG ANDERSON	OTTAWA	24	1421	40	677	.941	12	9	2
SERGEI BOBROVSKY	**COLUMBUS**	**38**	**2219**	**74**	**1084**	**.932**	**21**	**11**	**6**
TUUKKA RASK	BOSTON	36	2104	70	980	.929	19	10	5
CORY SCHNEIDER	VANCOUVER	30	1733	61	835	.927	17	9	4
HENRIK LUNDQVIST	NY RANGERS	43	2575	88	1190	.926	24	16	3
COREY CRAWFORD	CHICAGO	30	1761	57	769	.926	19	5	5

-- SHUTOUTS --

GOALTENDER	TEAM	GPI	MINS	SO	W	L	OT
CORY SCHNEIDER	VANCOUVER	30	1733	5	17	9	4
MIKE SMITH	PHOENIX	34	1956	5	15	12	5
TUUKKA RASK	BOSTON	36	2104	5	19	10	5
PEKKA RINNE	NASHVILLE	43	2444	5	15	16	8
JIMMY HOWARD	DETROIT	42	2446	5	21	13	7
VIKTOR FASTH	ANAHEIM	25	1428	4	15	6	2
JAMES REIMER	TORONTO	33	1856	4	19	8	5
BRADEN HOLTBY	WASHINGTON	36	2089	4	23	12	1
SERGEI BOBROVSKY	**COLUMBUS**	**38**	**2219**	**4**	**21**	**11**	**6**
ANTTI NIEMI	SAN JOSE	43	2581	4	24	12	6

--- TEAMS' POWER PLAY RECORD ---

	HOME					ROAD					OVER ALL			
	TEAM	GP	ADV	PPGF	PCTG	TEAM	GP	ADV	PPGF	PCTG	TEAM	GP	ADV	PPGF	PCTG
1	PHI	24	79	22	27.8	WSH	24	83	22	26.5	WSH	48	164	44	26.8
2	WSH	24	81	22	27.2	MIN	24	68	16	23.5	PIT	48	170	42	24.7
3	PIT	24	80	21	26.3	PIT	24	90	21	23.3	PHI	48	171	37	21.6
4	S.J	24	82	21	25.6	TOR	24	78	15	19.2	ANA	48	135	29	21.5
5	T.B	24	91	22	24.2	NYI	24	68	13	19.1	MTL	48	203	42	20.7
6	DET	24	97	23	23.7	ANA	24	63	12	19.0	FLA	48	142	29	20.4
7	ANA	24	72	17	23.6	EDM	24	84	16	19.0	S.J	48	169	34	20.1
8	NSH	24	68	16	23.5	CGY	24	84	16	19.0	EDM	48	169	34	20.1
9	MTL	24	98	22	22.4	MTL	24	105	20	19.0	CGY	48	155	31	20.0
10	FLA	24	82	18	22.0	L.A	24	81	15	18.5	L.A	48	166	33	19.9
11	STL	24	84	18	21.4	FLA	24	60	11	18.3	NYI	48	156	31	19.9
12	L.A	24	85	18	21.2	COL	24	68	12	17.6	STL	48	149	29	19.5
13	EDM	24	85	18	21.2	BOS	24	58	10	17.2	T.B	48	163	31	19.0
14	CGY	24	71	15	21.1	STL	24	65	11	16.9	TOR	48	166	31	18.7
15	NYI	24	88	18	20.5	PHI	24	92	15	16.3	DET	48	185	34	18.4
16	DAL	24	92	18	19.6	OTT	24	81	13	16.0	MIN	48	151	27	17.9
17	NYR	24	83	16	19.3	CHI	24	72	11	15.3	NSH	48	140	24	17.1
18	PHX	24	86	16	18.6	S.J	24	87	13	14.9	DAL	48	171	29	17.0
19	TOR	24	88	16	18.2	VAN	24	81	12	14.8	CHI	48	150	25	16.7
20	N.J	24	94	17	18.1	CAR	24	83	12	14.5	OTT	48	157	25	15.9
21	CHI	24	78	14	17.9	DAL	24	79	11	13.9	N.J	48	176	28	15.9
22	VAN	24	84	14	16.7	N.J	24	82	11	13.4	VAN	48	165	26	15.8
23	**CBJ**	**24**	**86**	**14**	**16.3**	DET	24	88	11	12.5	NYR	48	153	24	15.7
24	BUF	24	82	13	15.9	T.B	24	72	9	12.5	COL	48	140	21	15.0
25	OTT	24	76	12	15.8	BUF	24	81	10	12.3	BOS	48	122	18	14.8
26	WPG	24	78	12	15.4	WPG	24	67	8	11.9	PHX	48	169	25	14.8
27	CAR	24	82	12	14.6	**CBJ**	**24**	**69**	**8**	**11.6**	CAR	48	165	24	14.5
28	MIN	24	83	11	13.3	NYR	24	70	8	11.4	**CBJ**	**48**	**155**	**22**	**14.2**
29	BOS	24	64	8	12.5	NSH	24	72	8	11.1	BUF	48	163	23	14.1
30	COL	24	72	9	12.5	PHX	24	83	9	10.8	WPG	48	145	20	13.8
		720	2471	493	20.0		720	2314	379	16.4		720	4785	872	18.2

--- TEAMS' PENALTY KILLING RECORD ---

	HOME					ROAD					OVER ALL				
	TEAM	GP	TSH	PPGA	PCTG	TEAM	GP	TSH	PPGA	PCTG	TEAM	GP	TSH	PPGA	PCTG
1	COL	24	92	8	91.3	CHI	24	70	7	90.0	OTT	48	167	20	88.0
2	TOR	24	73	7	90.4	BOS	24	76	9	88.2	TOR	48	157	19	87.9
3	OTT	24	80	8	90.0	OTT	24	87	12	86.2	CHI	48	141	18	87.2
4	STL	24	66	7	89.4	DAL	24	85	12	85.9	BOS	48	163	21	87.1
5	L.A	24	70	8	88.6	TOR	24	84	12	85.7	PHI	48	184	26	85.9
6	**CBJ**	**24**	**67**	**8**	**88.1**	CGY	24	76	11	85.5	S.J	48	147	22	85.0
7	PHI	24	91	11	87.9	EDM	24	89	14	84.3	STL	48	150	23	84.7
8	S.J	24	64	8	87.5	PHI	24	93	15	83.9	VAN	48	169	27	84.0
9	VAN	24	78	10	87.2	S.J	24	83	14	83.1	EDM	48	175	29	83.4
10	NYR	24	80	11	86.3	MTL	24	84	15	82.1	L.A	48	161	27	83.2
11	BOS	24	87	12	86.2	N.J	24	88	16	81.8	**CBJ**	**48**	**144**	**25**	**82.6**
12	WPG	24	70	10	85.7	VAN	24	91	17	81.3	DET	48	164	30	81.7
13	PIT	24	69	10	85.5	STL	24	84	16	81.0	ANA	48	162	30	81.5
14	ANA	24	79	12	84.8	NYI	24	72	14	80.6	CGY	48	151	28	81.5
15	CHI	24	71	11	84.5	DET	24	81	16	80.2	NYR	48	148	28	81.1
16	MIN	24	70	11	84.3	T.B	24	78	16	79.5	N.J	48	169	32	81.1
17	DET	24	83	14	83.1	PHX	24	82	17	79.3	DAL	48	179	34	81.0
18	EDM	24	86	15	82.6	L.A	24	91	19	79.1	MIN	48	135	26	80.7
19	T.B	24	77	14	81.8	BUF	24	99	21	78.8	T.B	48	155	30	80.6
20	PHX	24	87	17	80.5	ANA	24	83	18	78.3	NYI	48	142	28	80.3
21	WSH	24	71	14	80.3	**CBJ**	**24**	**77**	**17**	**77.9**	COL	48	183	36	80.3
22	N.J	24	81	16	80.2	MIN	24	65	15	76.9	PHX	48	169	34	79.9
23	NYI	24	70	14	80.0	WSH	24	92	22	76.1	MTL	48	173	35	79.8
24	BUF	24	79	16	79.7	CAR	24	82	20	75.6	WPG	48	138	28	79.7
25	CAR	24	79	16	79.7	PIT	24	98	24	75.5	PIT	48	167	34	79.6
26	NSH	24	62	13	79.0	NYR	24	68	17	75.0	BUF	48	178	37	79.2
27	MTL	24	89	20	77.5	FLA	24	77	20	74.0	WSH	48	163	36	77.9
28	CGY	24	75	17	77.3	WPG	24	68	18	73.5	CAR	48	161	36	77.6
29	DAL	24	94	22	76.6	NSH	24	77	21	72.7	NSH	48	139	34	75.5
30	FLA	24	74	19	74.3	COL	24	91	28	69.2	FLA	48	151	39	74.2
		720	2314	379	83.6		720	2471	493	80.0		720	4785	872	81.8

--- SHORT HAND GOALS FOR ---

	HOME			ROAD			OVER ALL		
	TEAM	GP	SHGF	TEAM	GP	SHGF	TEAM	GP	SHGF
1	N.J	24	5	N.J	24	6	N.J	48	11
2	NYR	24	3	BUF	24	5	BUF	48	7
3	CHI	24	3	BOS	24	5	CGY	48	6
4	PHI	24	2	CGY	24	4	CHI	48	5
5	STL	24	2	ANA	24	3	BOS	48	5
6	VAN	24	2	FLA	24	3	NYR	48	5
7	BUF	24	2	CHI	24	2	ANA	48	5
8	CGY	24	2	NYR	24	2	FLA	48	4
9	OTT	24	2	WSH	24	2	EDM	48	4
10	COL	24	2	CAR	24	2	WSH	48	3
11	EDM	24	2	DET	24	2	CAR	48	3
12	ANA	24	2	**CBJ**	**24**	**2**	STL	48	3
13	WPG	24	1	S.J	24	2	DET	48	3
14	L.A	24	1	EDM	24	2	**CBJ**	**48**	**3**
15	NYI	24	1	PIT	24	1	COL	48	3
16	FLA	24	1	TOR	24	1	S.J	48	3
17	DAL	24	1	PHX	24	1	PHI	48	2
18	PHX	24	1	COL	24	1	PIT	48	2
19	**CBJ**	**24**	**1**	DAL	24	1	OTT	48	2
20	WSH	24	1	STL	24	1	L.A	48	2
21	CAR	24	1	NSH	24	1	NYI	48	2
22	DET	24	1	L.A	24	1	DAL	48	2
23	PIT	24	1	NYI	24	1	PHX	48	2
24	S.J	24	1	MIN	24	1	VAN	48	2
25	BOS	24	0	OTT	24	0	WPG	48	1
26	MTL	24	0	PHI	24	0	TOR	48	1
27	T.B	24	0	WPG	24	0	NSH	48	1
28	NSH	24	0	T.B	24	0	MIN	48	1
29	MIN	24	0	MTL	24	0	MTL	48	0
30	TOR	24	0	VAN	24	0	T.B	48	0
		720	41		720	52		720	93

--- SHORT HAND GOALS AGAINST ---

	HOME			ROAD			OVER ALL		
	TEAM	GP	SHGA	TEAM	GP	SHGA	TEAM	GP	SHGA
1	NYI	24	0	CAR	24	0	NYI	48	0
2	MIN	24	0	FLA	24	0	MIN	48	0
3	OTT	24	0	L.A	24	0	OTT	48	1
4	EDM	24	0	NYI	24	0	L.A	48	1
5	PHI	24	1	MIN	24	0	FLA	48	1
6	WPG	24	1	PIT	24	1	EDM	48	1
7	L.A	24	1	OTT	24	1	BOS	48	2
8	BOS	24	1	TOR	24	1	MTL	48	2
9	MTL	24	1	WSH	24	1	**CBJ**	**48**	**2**
10	FLA	24	1	**CBJ**	**24**	**1**	PHX	48	2
11	CGY	24	1	PHX	24	1	CGY	48	2
12	PHX	24	1	ANA	24	1	PHI	48	3
13	**CBJ**	**24**	**1**	DAL	24	1	PIT	48	3
14	COL	24	1	EDM	24	1	WPG	48	3
15	S.J	24	1	NSH	24	1	DAL	48	3
16	T.B	24	2	BOS	24	1	COL	48	3
17	STL	24	2	CGY	24	1	VAN	48	3
18	DAL	24	2	MTL	24	1	NYR	48	4
19	VAN	24	2	VAN	24	1	TOR	48	4
20	NYR	24	2	CHI	24	2	T.B	48	4
21	DET	24	2	NYR	24	2	WSH	48	4
22	PIT	24	2	COL	24	2	CAR	48	4
23	NSH	24	3	PHI	24	2	NSH	48	4
24	TOR	24	3	WPG	24	2	S.J	48	4
25	WSH	24	3	T.B	24	2	CHI	48	5
26	N.J	24	3	N.J	24	3	STL	48	5
27	CHI	24	3	DET	24	3	DET	48	5
28	BUF	24	4	S.J	24	3	ANA	48	5
29	CAR	24	4	STL	24	3	N.J	48	6
30	ANA	24	4	BUF	24	3	BUF	48	7
		720	52		720	41		720	93

--- TEAM STREAKS ---

CONSECUTIVE WINS - MINIMUM 3 GAMES

GM	TEAM	FROM	TO
15	PITTSBURGH	MAR. 2	MAR. 30
11	CHICAGO	FEB. 15	MAR. 6
8	WASHINGTON	APR. 2	APR. 16
7	SAN JOSE	JAN. 20	JAN. 31
7	MINNESOTA	MAR. 14	MAR. 27
7	SAN JOSE	MAR. 25	APR. 5
7	PITTSBURGH	APR. 5	APR. 22
7	CHICAGO	APR. 6	APR. 19
6	CHICAGO	JAN. 19	JAN. 27
6	VANCOUVER	JAN. 30	FEB. 12
6	ANAHEIM	FEB. 9	FEB. 24
6	BOSTON	FEB. 17	MAR. 2
6	VANCOUVER	MAR. 19	MAR. 28
6	ST. LOUIS	APR. 1	APR. 11
5	TAMPA BAY	JAN. 22	FEB. 1
5	PITTSBURGH	JAN. 31	FEB. 7
5	NEW JERSEY	FEB. 3	FEB. 10
5	MONTREAL	FEB. 12	FEB. 19
5	OTTAWA	FEB. 18	FEB. 25
5	LOS ANGELES	FEB. 19	FEB. 27
5	**COLUMBUS**	**MAR. 3**	**MAR. 10**
5	ANAHEIM	MAR. 6	MAR. 14
5	MONTREAL	MAR. 7	MAR. 16
5	EDMONTON	MAR. 26	APR. 3
5	DALLAS	APR. 5	APR. 13
5	WINNIPEG	APR. 6	APR. 18
5	**COLUMBUS**	**APR. 9**	**APR. 17**
4	MONTREAL	JAN. 22	JAN. 29
4	ST. LOUIS	JAN. 24	JAN. 31
4	NASHVILLE	JAN. 31	FEB. 7
4	ANAHEIM	FEB. 1	FEB. 6
4	CHICAGO	FEB. 2	FEB. 10
4	DALLAS	FEB. 4	FEB. 12
4	TORONTO	FEB. 5	FEB. 11
4	CAROLINA	FEB. 28	MAR. 5
4	NY RANGERS	FEB. 28	MAR. 7
4	PHILADELPHIA	MAR. 30	APR. 4
4	VANCOUVER	APR. 4	APR. 10
4	OTTAWA	APR. 11	APR. 18
4	PHILADELPHIA	APR. 20	APR. 27
4	DETROIT	APR. 22	APR. 27
3	NEW JERSEY	JAN. 19	JAN. 25
3	OTTAWA	JAN. 19	JAN. 24
3	WINNIPEG	JAN. 22	JAN. 27
3	BOSTON	JAN. 25	JAN. 29
3	BOSTON	FEB. 2	FEB. 10
3	DETROIT	FEB. 7	FEB. 10
3	NY RANGERS	FEB. 7	FEB. 12
3	WASHINGTON	FEB. 9	FEB. 14
3	CAROLINA	FEB. 11	FEB. 14
3	PITTSBURGH	FEB. 13	FEB. 17
3	ST. LOUIS	FEB. 13	FEB. 17
3	WINNIPEG	FEB. 24	FEB. 28
3	BUFFALO	FEB. 26	MAR. 2
3	TORONTO	FEB. 28	MAR. 6
3	WASHINGTON	MAR. 2	MAR. 7
3	BOSTON	MAR. 7	MAR. 11
3	ST. LOUIS	MAR. 12	MAR. 16
3	WINNIPEG	MAR. 12	MAR. 16
3	CHICAGO	MAR. 14	MAR. 18
3	**COLUMBUS**	**MAR. 16**	**MAR. 22**
3	LOS ANGELES	MAR. 16	MAR. 19
3	OTTAWA	MAR. 16	MAR. 19
3	BUFFALO	MAR. 19	MAR. 23
3	NASHVILLE	MAR. 21	MAR. 25
3	WASHINGTON	MAR. 21	MAR. 24
3	DETROIT	MAR. 22	MAR. 25
3	OTTAWA	MAR. 23	MAR. 28
3	NY ISLANDERS	MAR. 24	MAR. 28
3	TORONTO	MAR. 26	MAR. 30
3	MONTREAL	MAR. 27	APR. 1
3	FLORIDA	MAR. 28	APR. 2
3	**COLUMBUS**	**MAR. 29**	**APR. 4**
3	BOSTON	MAR. 31	APR. 4
3	BUFFALO	APR. 2	APR. 7
3	PHOENIX	APR. 2	APR. 6
3	NY ISLANDERS	APR. 6	APR. 11
3	BUFFALO	APR. 13	APR. 17
3	SAN JOSE	APR. 15	APR. 18
3	NY ISLANDERS	APR. 16	APR. 20
3	ST. LOUIS	APR. 16	APR. 19
3	CALGARY	APR. 17	APR. 21
3	NY RANGERS	APR. 18	APR. 21
3	ANAHEIM	APR. 21	APR. 25
3	**COLUMBUS**	**APR. 21**	**APR. 27**
3	ST. LOUIS	APR. 23	APR. 27

CONSECUTIVE HOME WINS - MINIMUM 3 GAMES

GM	TEAM	FROM	TO
13	ANAHEIM	JAN. 26	MAR. 20
12	PITTSBURGH	FEB. 22	MAR. 30
9	CHICAGO	FEB. 15	MAR. 6
8	CALGARY	FEB. 23	MAR. 27
8	VANCOUVER	MAR. 19	APR. 22
7	SAN JOSE	MAR. 14	APR. 5
7	LOS ANGELES	APR. 4	APR. 27
6	LOS ANGELES	FEB. 15	MAR. 5
6	NY RANGERS	APR. 1	APR. 27
6	WASHINGTON	APR. 4	APR. 23
6	ST. LOUIS	APR. 16	APR. 27
5	TAMPA BAY	JAN. 19	FEB. 1
5	MONTREAL	JAN. 22	FEB. 3
5	VANCOUVER	JAN. 23	FEB. 12
5	SAN JOSE	JAN. 24	JAN. 31
5	OTTAWA	FEB. 12	FEB. 25
5	COLORADO	FEB. 18	MAR. 10
5	BOSTON	MAR. 7	MAR. 25
5	LOS ANGELES	MAR. 9	MAR. 19
5	WINNIPEG	APR. 6	APR. 18
4	BOSTON	JAN. 19	JAN. 29
4	MINNESOTA	FEB. 17	MAR. 10
4	WASHINGTON	FEB. 23	MAR. 7
4	ST. LOUIS	MAR. 1	MAR. 16
4	**COLUMBUS**	**MAR. 3**	**MAR. 9**
4	MINNESOTA	MAR. 14	MAR. 30
4	**COLUMBUS**	**MAR. 16**	**MAR. 31**
4	TAMPA BAY	MAR. 16	MAR. 29
4	TORONTO	MAR. 20	MAR. 28
4	NY ISLANDERS	MAR. 24	APR. 9
4	MONTREAL	MAR. 30	APR. 6
4	CHICAGO	APR. 7	APR. 19
3	ST. LOUIS	JAN. 19	JAN. 27
3	COLORADO	JAN. 22	FEB. 2
3	NY RANGERS	JAN. 23	JAN. 29
3	PHILADELPHIA	JAN. 24	FEB. 5
3	DETROIT	JAN. 25	FEB. 1
3	WINNIPEG	JAN. 25	FEB. 5
3	OTTAWA	JAN. 29	FEB. 5
3	NEW JERSEY	FEB. 5	FEB. 9
3	TORONTO	FEB. 11	FEB. 21
3	CAROLINA	FEB. 28	MAR. 5
3	NY RANGERS	FEB. 28	MAR. 5
3	NEW JERSEY	MAR. 7	MAR. 13
3	WINNIPEG	MAR. 12	MAR. 19
3	NASHVILLE	MAR. 21	MAR. 25
3	OTTAWA	MAR. 23	MAR. 28
3	EDMONTON	MAR. 28	APR. 1
3	PHILADELPHIA	MAR. 30	APR. 3
3	BOSTON	APR. 2	APR. 8
3	PHOENIX	APR. 2	APR. 6
3	TORONTO	APR. 8	APR. 15
3	**COLUMBUS**	**APR. 9**	**APR. 27**
3	DALLAS	APR. 9	APR. 18
3	NEW JERSEY	APR. 20	APR. 25
3	DETROIT	APR. 22	APR. 25

CONSECUTIVE ROAD WINS - MINIMUM 3 GAMES

GM	TEAM	FROM	TO
6	CHICAGO	FEB. 2	MAR. 3
5	PITTSBURGH	MAR. 2	MAR. 22
5	MONTREAL	MAR. 7	MAR. 21
5	MINNESOTA	MAR. 9	MAR. 25
5	DETROIT	MAR. 15	MAR. 25
5	ST. LOUIS	APR. 1	APR. 11
5	PITTSBURGH	APR. 9	APR. 22
4	CHICAGO	JAN. 19	JAN. 26
4	PITTSBURGH	JAN. 27	FEB. 5
4	BOSTON	JAN. 28	FEB. 10
4	TORONTO	JAN. 29	FEB. 9
4	ANAHEIM	FEB. 9	FEB. 16
4	BOSTON	FEB. 17	FEB. 26
4	VANCOUVER	MAR. 12	MAR. 24
4	NY ISLANDERS	MAR. 14	MAR. 28
4	WASHINGTON	MAR. 21	MAR. 30
4	CHICAGO	MAR. 31	APR. 14
4	OTTAWA	APR. 11	APR. 28
3	NASHVILLE	JAN. 31	FEB. 5
3	DALLAS	FEB. 4	FEB. 12
3	WINNIPEG	FEB. 9	FEB. 21
3	MONTREAL	FEB. 12	FEB. 19
3	ST. LOUIS	FEB. 13	FEB. 17
3	CHICAGO	MAR. 14	MAR. 18
3	WASHINGTON	APR. 2	APR. 9
3	DALLAS	APR. 5	APR. 12
3	MINNESOTA	APR. 7	APR. 16
3	CALGARY	APR. 8	APR. 21
3	NY ISLANDERS	APR. 11	APR. 20
3	**COLUMBUS**	**APR. 13**	**APR. 17**
3	PHILADELPHIA	APR. 15	APR. 27
3	ANAHEIM	APR. 21	APR. 25

--- TEAM PENALTY INFORMATION ---

TEAM	GP	-- MINUTES -- PEN	BMI	AVG	TEAM	GP	-- MINUTES -- PEN	BMI	AVG	TEAM	GP	-- MINUTES -- PEN	BMI	AVG
CHI	48	444	6	9.3	EDM	48	522	16	10.9	BOS	48	584	14	12.2
NYR	48	444	12	9.3	S.J	48	521	4	10.9	COL	48	598	8	12.5
NYI	48	461	6	9.6	ANA	48	535	10	11.1	**CBJ**	**48**	**605**	**10**	**12.6**
DET	48	469	6	9.8	STL	48	531	16	11.1	VAN	48	609	4	12.7
NSH	48	471	10	9.8	WPG	48	535	8	11.1	DAL	48	623	18	13.0
L.A	48	481	10	10.0	CAR	48	538	8	11.2	BUF	48	630	8	13.1
PHX	48	504	12	10.5	FLA	48	541	6	11.3	MTL	48	636	12	13.3
N.J	48	509	14	10.6	MIN	48	545	6	11.4	OTT	48	655	6	13.6
CGY	48	518	6	10.8	PIT	48	563	12	11.7	PHI	48	755	18	15.7
WSH	48	516	8	10.8	T.B	48	577	10	12.0	TOR	48	776	12	16.2
										TOT	720	16696	296	23.2

--- TEAMS' OVERTIME RECORDS ---
(OT=OT LOSS, SO=SO LOSS)

	HOME					ROAD					OVERALL				
	GP	W	OT	SO	PTS	GP	W	OT	SO	PTS	GP	W	OT	SO	PTS
PIT	2	2	0	0	4	3	3	0	0	6	5	5	0	0	10
STL	5	4	0	1	9	6	5	1	0	11	11	9	1	1	20
WSH	5	4	1	0	9	5	3	2	0	8	10	7	3	0	17
MIN	7	5	0	2	12	3	2	1	0	5	10	7	1	2	17
CHI	10	7	0	3	17	6	4	0	2	10	16	11	0	5	27
NYR	6	4	0	2	10	6	4	0	2	10	12	8	0	4	20
WPG	5	4	0	1	9	4	2	0	2	6	9	6	0	3	15
CBJ	**10**	**5**	**2**	**3**	**15**	**7**	**5**	**1**	**1**	**12**	**17**	**10**	**3**	**4**	**27**
BUF	8	5	2	1	13	6	3	0	3	9	14	8	2	4	22
ANA	4	3	1	0	7	9	4	2	3	13	13	7	3	3	20
S.J	10	5	1	4	15	5	3	2	0	8	15	8	3	4	23
OTT	6	3	1	2	9	6	3	1	2	9	12	6	2	4	18
MTL	5	2	3	0	7	5	3	0	2	8	10	5	3	2	15
DAL	3	1	1	1	4	5	3	2	0	8	8	4	3	1	12
PHI	5	3	0	2	8	1	0	1	0	1	6	3	1	2	9
VAN	7	4	0	3	11	6	2	1	3	8	13	6	1	6	19
NYI	4	1	3	0	5	9	5	1	3	14	13	6	4	3	19
BOS	7	4	0	3	11	4	1	3	0	5	11	5	3	3	16
COL	6	3	3	0	9	6	2	2	2	8	12	5	5	2	17
FLA	7	2	4	1	9	3	2	1	0	5	10	4	5	1	14
L.A	4	3	0	1	7	4	0	1	3	4	8	3	1	4	11
EDM	6	2	3	1	8	5	2	1	2	7	11	4	4	3	15
NSH	7	3	0	4	10	7	2	3	2	9	14	5	3	6	19
PHX	4	2	1	1	6	10	3	2	5	13	14	5	3	6	19
DET	4	0	1	3	4	8	4	2	2	12	12	4	3	5	16
CGY	3	1	0	2	4	3	1	1	1	4	6	2	1	3	8
CAR	2	1	1	0	3	4	1	2	1	5	6	2	3	1	8
T.B	3	1	0	2	4	3	1	1	1	4	6	2	1	3	8
TOR	2	0	0	2	2	5	2	0	3	7	7	2	0	5	9
N.J	5	3	1	1	8	8	0	2	6	8	13	3	3	7	16
TOT	162	87	29	46	249	162	75	36	51	237	162	162	65	97	243

LGM	DATE	SCORED BY	TEAM	TIME	FINAL SCORE
37	Jan 23	MARIAN GABORIK	NY RANGERS	0:27	BOS 3 AT NYR 4
46	Jan 24	MARIAN HOSSA	CHICAGO	1:41	CHI 3 AT DAL 2
48	Jan 24	SAM GAGNER	EDMONTON	3:01	L.A 1 AT EDM 2
52	Jan 25	ILYA KOVALCHUK	NEW JERSEY	4:39	WSH 2 AT N.J 3
67	Jan 27	ANDREI MARKOV	MONTREAL	4:22	N.J 3 AT MTL 4
69	Jan 27	NICK LEDDY	CHICAGO	2:45	DET 1 AT CHI 2
70	Jan 27	EVANDER KANE	WINNIPEG	1:59	NYI 4 AT WPG 5
71	Jan 27	VLADIMIR SOBOTKA	ST. LOUIS	2:16	MIN 4 AT STL 5
79	Jan 29	MATT FRATTIN	TORONTO	4:58	TOR 4 AT BUF 3
90	*Jan 30*	*NAIL YAKUPOV*	*EDMONTON*	*3:52*	*EDM 2 AT PHX 1*
94	Jan 31	BRAD BOYES	NY ISLANDERS	2:01	NYI 5 AT N.J 4
126	Feb 4	CHRISTOPHER TANEV	VANCOUVER	4:40	VAN 3 AT EDM 2
135	Feb 5	BRYAN LITTLE	WINNIPEG	4:44	FLA 2 AT WPG 3
140	Feb 6	JAROMIR JAGR	DALLAS	1:46	DAL 3 AT EDM 2
146	Feb 7	ALEX TANGUAY	CALGARY	1:07	CGY 4 AT CBJ 3
147	Feb 7	JAY HARRISON	CAROLINA	2:19	CAR 3 AT OTT 2
156	Feb 9	DANNY BRIERE	PHILADELPHIA	1:47	CAR 3 AT PHI 4
164	Feb 9	DEVIN SETOGUCHI	MINNESOTA	4:21	NSH 1 AT MIN 2
176	Feb 11	SHANE DOAN	PHOENIX	4:01	PHX 3 AT COL 2
182	Feb 12	TROY BROUWER	WASHINGTON	0:32	WSH 6 AT FLA 5
184	Feb 12	COLIN WILSON	NASHVILLE	2:08	S.J 0 AT NSH 1
189	Feb 13	ALEXANDER STEEN	ST. LOUIS	0:52	STL 4 AT DET 3
194	Feb 14	RENE BOURQUE	MONTREAL	2:10	MTL 1 AT FLA 0
208	Feb 16	BENOIT POULIOT	TAMPA BAY	1:19	T.B 6 AT FLA 5
231	Feb 19	SHEA WEBER	NASHVILLE	0:44	DET 3 AT NSH 4
235	Feb 20	DAVID JONES	COLORADO	4:43	STL 0 AT COL 1
241	Feb 21	*THOMAS HICKEY	NY ISLANDERS	3:12	NYI 4 AT MTL 3
269	Feb 24	COREY PERRY	ANAHEIM	4:14	COL 3 AT ANA 4
272	Feb 25	ROMAN JOSI	NASHVILLE	0:28	DAL 4 AT NSH 5
273	Feb 25	MARIAN HOSSA	CHICAGO	1:44	EDM 2 AT CHI 3
277	Feb 26	LOUI ERIKSSON	DALLAS	3:03	DAL 5 AT CBJ 4

LGM	DATE	SCORED BY	TEAM	TIME	FINAL SCORE
281	Feb 26	ZACH PARISE	MINNESOTA	0:27	CGY 1 AT MIN 2
288	Feb 28	PATRICE BERGERON	BOSTON	3:38	OTT 1 AT BOS 2
289	Feb 28	DION PHANEUF	TORONTO	1:11	TOR 5 AT NYI 4
300	Mar 1	BRENT SEABROOK	CHICAGO	3:23	CBJ 3 AT CHI 4
306	Mar 2	BRANDON SUTTER	PITTSBURGH	0:52	PIT 7 AT MTL 6
313	**Mar 3**	**ARTEM ANISIMOV**	**COLUMBUS**	**2:26**	**COL 1 AT CBJ 2**
326	Mar 5	ERIC FEHR	WASHINGTON	0:37	BOS 3 AT WSH 4
341	Mar 7	MARIAN GABORIK	NY RANGERS	0:42	NYR 2 AT NYI 1
345	**Mar 7**	**MATT CALVERT**	**COLUMBUS**	**4:03**	**VAN 1 AT CBJ 2**
351	Mar 8	DUSTIN BYFUGLIEN	WINNIPEG	4:19	WPG 3 AT FLA 2
358	Mar 9	PATRIK BERGLUND	ST. LOUIS	1:12	STL 4 AT S.J 3
373	Mar 10	MATT DUCHENE	COLORADO	4:59	S.J 2 AT COL 3
404	Mar 15	PAVEL DATSYUK	DETROIT	3:39	DET 3 AT EDM 2
407	Mar 16	KYLE TURRIS	OTTAWA	3:54	OTT 4 AT BUF 3
414	Mar 16	CHRIS STEWART	ST. LOUIS	0:45	ANA 1 AT STL 2
433	Mar 19	STEVE OTT	BUFFALO	2:16	BUF 3 AT MTL 2
466	Mar 24	TYLER KENNEDY	PITTSBURGH	2:33	PHI 1 AT PIT 2
489	Mar 27	MIKKO KOIVU	MINNESOTA	2:43	PHX 3 AT MIN 4
509	Mar 30	*TYSON BARRIE	COLORADO	0:50	NSH 0 AT COL 1
514	Mar 30	DMITRY KULIKOV	FLORIDA	1:43	N.J 2 AT FLA 3
518	Mar 31	MARK LETESTU	COLUMBUS	4:00	ANA 1 AT CBJ 2
521	Mar 31	RUSLAN FEDOTENKO	PHILADELPHIA	1:34	WSH 4 AT PHI 5
556	Apr 5	PAVEL DATSYUK	DETROIT	4:44	DET 3 AT COL 2
609	Apr 12	MARK GIORDANO	CALGARY	4:36	PHX 2 AT CGY 3
613	Apr 13	DAN GIRARDI	NY RANGERS	3:11	NYR 1 AT NYI 0
614	Apr 13	MIKE GREEN	WASHINGTON	2:59	T.B 5 AT WSH 6
629	**Apr 15**	**NICK FOLIGNO**	**COLUMBUS**	**4:31**	**CBJ 4 AT COL 3**
643	**Apr 17**	**FEDOR TYUTIN**	**COLUMBUS**	**2:19**	**CBJ 3 AT ANA 2**
649	Apr 18	DUSTIN BYFUGLIEN	WINNIPEG	1:23	CAR 3 AT WPG 4
657	Apr 19	MARIAN HOSSA	CHICAGO	0:52	NSH 4 AT CHI 5
675	Apr 21	JEFF CARTER	LOS ANGELES	4:08	DAL 3 AT L.A 4
695	Apr 25	SERGEI GONCHAR	OTTAWA	0:47	OTT 2 AT WSH 1
696	Apr 25	RYAN CALLAHAN	NY RANGERS	2:55	NYR 4 AT CAR 3
711	Apr 27	ERIC FEHR	WASHINGTON	3:23	BOS 2 AT WSH 3

--- PENALTY SHOT SUMMARY ---

1. ILYA KOVALCHUK (N.J) SCORED AGAINST ILYA BRYZGALOV (PHI)
   GAME NO.30, Jan 22. FINAL SCORE: PHI 0 AT N.J 3

2. GUILLAUME LATENDRESS(OTT) UNSUCCESSFUL AGAINST JOSE THEODORE (FLA)
   GAME NO.44, Jan 24. FINAL SCORE: OTT 3 AT FLA 1

3. PATRIK BERGLUND (STL) SCORED AGAINST PEKKA RINNE (NSH)
   GAME NO.45, Jan 24. FINAL SCORE: NSH 0 AT STL 3

4. RYAN GARBUTT (DAL) UNSUCCESSFUL AGAINST COREY CRAWFORD (CHI)
   GAME NO.46, Jan 24. FINAL SCORE: CHI 3 AT DAL 2

5. ALEXANDRE BURROWS (VAN) UNSUCCESSFUL AGAINST JONAS HILLER (ANA)
   GAME NO.56, Jan 25. FINAL SCORE: VAN 5 AT ANA 0

6. PIERRE-MARC BOUCHARD(MIN) UNSUCCESSFUL AGAINST STEVE MASON (CBJ)
GAME NO.86, Jan 29. FINAL SCORE: CBJ 2 AT MIN 3

7. TAYLOR HALL (EDM) UNSUCCESSFUL AGAINST ROBERTO LUONGO (VAN)
   GAME NO.126, Feb 4. FINAL SCORE: VAN 3 AT EDM 2

8. JAROME IGINLA (CGY) UNSUCCESSFUL AGAINST JIMMY HOWARD (DET)
   GAME NO.134, Feb 5. FINAL SCORE: CGY 4 AT DET 1

9. JOHN TAVARES (NYI) UNSUCCESSFUL AGAINST RYAN MILLER (BUF)
   GAME NO.161, Feb 9. FINAL SCORE: BUF 3 AT NYI 2

10. DAVID ULLSTROM (NYI) UNSUCCESSFUL AGAINST JOHAN HEDBERG (N.J)
    GAME NO.207, Feb 16. FINAL SCORE: N.J 1 AT NYI 5

11. JONATHAN HUBERDEAU (FLA) SCORED AGAINST ILYA BRYZGALOV (PHI)
    GAME NO.238, Feb 21. FINAL SCORE: FLA 5 AT PHI 2

12. STEVE BERNIER (N.J) UNSUCCESSFUL AGAINST BRADEN HOLTBY (WSH)
    GAME NO.250, Feb 23. FINAL SCORE: N.J 1 AT WSH 5

13. DUSTIN BROWN (L.A) UNSUCCESSFUL AGAINST VIKTOR FASTH (ANA)
    GAME NO.274, Feb 25. FINAL SCORE: ANA 2 AT L.A 5

14. MIKHAIL GRABOVSKI (TOR) UNSUCCESSFUL AGAINST CAREY PRICE (MTL)
    GAME NO.284, Feb 27. FINAL SCORE: MTL 5 AT TOR 2

15. MICHAEL GRABNER (NYI) UNSUCCESSFUL AGAINST JAMES REIMER (TOR)
    GAME NO.289, Feb 28. FINAL SCORE: TOR 5 AT NYI 4

16. BRAD MARCHAND (BOS) SCORED AGAINST BRADEN HOLTBY (WSH)
    GAME NO.326, Mar 5. FINAL SCORE: BOS 3 AT WSH 4

17. JONATHAN HUBERDEAU (FLA) SCORED AGAINST ONDREJ PAVELEC (WPG)
    GAME NO.330, Mar 5. FINAL SCORE: WPG 1 AT FLA 4

18. ANDREW COGLIANO (ANA) UNSUCCESSFUL AGAINST JASON LABARBERA (PHX)
    GAME NO.338, Mar 6. FINAL SCORE: PHX 0 AT ANA 2

19. ERIC STAAL (CAR) UNSUCCESSFUL AGAINST CAREY PRICE (MTL)
    GAME NO.344, Mar 7. FINAL SCORE: MTL 4 AT CAR 2

20. RICH CLUNE (NSH) SCORED AGAINST KARI LEHTONEN (DAL)
    GAME NO.385, Mar 12. FINAL SCORE: NSH 4 AT DAL 0

21. MIKAEL BACKLUND (CGY) UNSUCCESSFUL AGAINST JONAS GUSTAVSSON (DET)
    GAME NO.390, Mar 13. FINAL SCORE: DET 2 AT CGY 5

22. MARIAN GABORIK (NYR) UNSUCCESSFUL AGAINST ONDREJ PAVELEC (WPG)
    GAME NO.396, Mar 14. FINAL SCORE: NYR 1 AT WPG 3

23. HENRIK SEDIN (VAN) SCORED AGAINST CHRIS MASON (NSH)
    GAME NO.400, Mar 14. FINAL SCORE: NSH 4 AT VAN 7

24. JANNIK HANSEN (VAN) UNSUCCESSFUL AGAINST JIMMY HOWARD (DET)
    GAME NO.416, Mar 16. FINAL SCORE: DET 5 AT VAN 2

25. TOMMY WINGELS (S.J) UNSUCCESSFUL AGAINST JONATHAN BERNIER (L.A)
    GAME NO.417, Mar 16. FINAL SCORE: S.J 2 AT L.A 5

26. ANTOINE ROUSSEL (DAL) UNSUCCESSFUL AGAINST JOEY MACDONALD (CGY)
    GAME NO.424, Mar 18. FINAL SCORE: CGY 3 AT DAL 4

27. ANDREW DESJARDINS (S.J) UNSUCCESSFUL AGAINST NIKLAS BACKSTROM (MIN)
    GAME NO.457, Mar 23. FINAL SCORE: S.J 0 AT MIN 2

28. LAURI KORPIKOSKI (PHX) UNSUCCESSFUL AGAINST JONAS GUSTAVSSON (DET)
    GAME NO.477, Mar 25. FINAL SCORE: DET 3 AT PHX 2

29. TOM KOSTOPOULOS (N.J) SCORED AGAINST MATHIEU GARON (T.B)
    GAME NO.502, Mar 29. FINAL SCORE: N.J 4 AT T.B 5

30. JOHNNY BOYCHUK (BOS) UNSUCCESSFUL AGAINST MARTIN BRODEUR (N.J)
    GAME NO.591, Apr 10. FINAL SCORE: BOS 5 AT N.J 4

31. BOBBY BUTLER (NSH) UNSUCCESSFUL AGAINST JIMMY HOWARD (DET)
    GAME NO.623, Apr 14. FINAL SCORE: DET 3 AT NSH 0

32. QUINTON HOWDEN (FLA) UNSUCCESSFUL AGAINST MARTIN BRODEUR (N.J)
    GAME NO.660, Apr 20. FINAL SCORE: FLA 2 AT N.J 6

33. EVANDER KANE (WPG) UNSUCCESSFUL AGAINST JHONAS ENROTH (BUF)
    GAME NO.676, Apr 22. FINAL SCORE: WPG 2 AT BUF 1

34. BENOIT POULIOT (T.B) UNSUCCESSFUL AGAINST JACOB MARKSTROM (FLA)
    GAME NO.712, Apr 27. FINAL SCORE: FLA 5 AT T.B 3

TOTAL SHOTS: 34
TOTAL GOALS: 8

ANAHEIM DUCKS

POS	NO.	PLAYER	GP	TOI	G	A	PTS	+/-	PIM	PP	SH	GW	S	PCTG
C	15	RYAN GETZLAF	44	20:11	15	34	49	14	41	4	3	3	99	15.2
R	10	COREY PERRY	44	19:04	15	21	36	10	72	5	0	5	128	11.7
R	9	BOBBY RYAN	46	16:35	11	19	30	3	17	2	0	1	101	10.9
C	11	SAKU KOIVU	47	17:36	8	19	27	4	18	4	0	0	55	14.5
R	8	TEEMU SELANNE	46	15:41	12	12	24	10-	28	3	0	1	96	12.5
D	23	FRANCOIS BEAUCHEMIN	48	23:27	6	18	24	19	22	1	0	0	74	8.1
C	7	ANDREW COGLIANO	48	15:22	13	10	23	14	6	0	2	1	79	16.5
C	51	KYLE PALMIERI	42	12:19	10	11	21	2	9	2	0	5	92	10.9
C	34	DANIEL WINNIK	48	16:49	6	13	19	13	16	0	0	1	95	6.3
D	44	SHELDON SOURAY	44	20:55	7	10	17	19	52	2	0	3	80	8.8
L	39	MATT BELESKEY	42	12:00	8	5	13	2	56	2	0	1	61	13.1
C	13	NICK BONINO	27	15:53	5	8	13	3-	8	1	0	0	37	13.5
D	4	CAM FOWLER	37	20:26	1	10	11	4-	4	1	0	0	50	2.0
R	65	*EMERSON ETEM	38	11:27	3	7	10	7	9	0	0	0	48	6.3
D	6	BEN LOVEJOY	35	17:49	0	10	10	4	29	0	0	0	58	.0
C	19	MATTHEW LOMBARDI	28	13:57	4	4	8	2-	8	1	0	1	44	9.1
D	5	LUCA SBISA	41	19:50	1	7	8	0	23	0	0	1	39	2.6
C	20	DAVID STECKEL	34	9:15	1	6	7	0	4	0	0	0	23	4.3
D	32	TONI LYDMAN	35	19:23	0	6	6	1-	12	0	0	0	28	.0
D	55	BRYAN ALLEN	41	18:44	0	6	6	1	34	0	0	0	25	.0
C	74	*PETER HOLLAND	21	11:35	3	2	5	4	4	1	0	0	26	11.5
R	18	RADEK DVORAK	9	13:08	4	0	4	2	2	0	0	1	17	23.5
L	62	*PATRICK MAROON	13	9:47	2	1	3	1-	10	0	0	0	21	9.5
D	45	*SAMI VATANEN	8	15:49	2	0	2	3	0	1	0	0	6	33.3
R	25	BRAD STAUBITZ	15	6:12	1	1	2	0	41	0	0	1	5	20.0
C	64	BRANDON MCMILLAN	6	8:44	0	1	1	1-	2	0	0	0	2	.0
G	1	JONAS HILLER	26	57:37	0	1	1	0	2	0	0	0	0	.0
D	40	JORDAN HENDRY	2	17:34	0	0	0	0	0	0	0	0	0	.0
R	67	*RICKARD RAKELL	4	8:57	0	0	0	2-	0	0	0	0	3	.0
R	77	DEVANTE SMITH-PELLY	7	8:59	0	0	0	4-	0	0	0	0	5	.0
G	30	VIKTOR FASTH	25	57:07	0	0	0	0	0	0	0	0	0	.0

BOSTON BRUINS

POS	NO.	PLAYER	GP	TOI	G	A	PTS	+/-	PIM	PP	SH	GW	S	PCTG
C	63	BRAD MARCHAND	45	16:57	18	18	36	23	27	4	2	5	91	19.8
R	68	JAROMIR JAGR	45	18:19	16	19	35	2-	22	6	0	4	115	13.9
C	46	DAVID KREJCI	47	18:30	10	23	33	1	20	0	0	5	93	10.8
C	19	TYLER SEGUIN	48	17:00	16	16	32	23	16	4	0	2	161	9.9
C	37	PATRICE BERGERON	42	19:17	10	22	32	24	18	2	0	3	125	8.0
L	17	MILAN LUCIC	46	16:54	7	20	27	8	75	0	0	0	79	8.9
R	18	NATHAN HORTON	43	16:51	13	9	22	1	22	0	0	1	114	11.4
D	33	ZDENO CHARA	48	24:56	7	12	19	14	70	3	0	2	119	5.9
C	49	RICH PEVERLEY	47	15:15	6	12	18	9-	16	2	0	0	95	6.3
L	20	DANIEL PAILLE	46	12:40	10	7	17	3	8	0	2	1	70	14.3
D	44	DENNIS SEIDENBERG	46	23:47	4	13	17	18	10	0	0	2	83	4.8
D	27	*DOUGIE HAMILTON	42	17:07	5	11	16	4	14	2	0	0	83	6.0
D	21	ANDREW FERENCE	48	19:29	4	9	13	9	35	0	0	0	66	6.1
C	11	GREGORY CAMPBELL	48	13:42	4	9	13	2	41	0	1	0	52	7.7
C	23	CHRIS KELLY	34	14:58	3	6	9	8-	16	1	0	0	40	7.5
D	6	WADE REDDEN	29	15:04	3	4	7	2-	11	0	0	0	28	10.7
L	22	SHAWN THORNTON	45	8:06	3	4	7	1	60	0	0	0	55	5.5
D	55	JOHNNY BOYCHUK	44	20:24	1	5	6	5	12	0	0	0	75	1.3
L	48	CHRIS BOURQUE	18	12:04	1	3	4	6-	6	0	0	1	24	4.2
L	16	KASPARS DAUGAVINS	25	11:00	1	3	4	8-	9	0	0	0	36	2.8
D	54	ADAM MCQUAID	32	14:17	1	3	4	0	60	0	0	0	26	3.8
R	38	JORDAN CARON	17	9:24	1	2	3	1	4	0	0	0	20	5.0
C	34	CARL SODERBERG	6	14:43	0	2	2	2-	6	0	0	0	6	.0
D	43	*MATT BARTKOWSKI	11	13:29	0	2	2	0	6	0	0	0	9	.0
D	47	*TOREY KRUG	1	15:47	0	1	1	1-	0	0	0	0	0	.0
G	40	TUUKKA RASK	36	58:26	0	1	1	0	0	0	0	0	0	.0
R	68	JAMIE TARDIF	2	4:55	0	0	0	0	0	0	0	0	1	.0
C	51	*RYAN SPOONER	4	9:07	0	0	0	0	0	0	0	0	4	.0
D	45	AARON JOHNSON	10	14:52	0	0	0	0	10	0	0	0	8	.0
G	35	ANTON KHUDOBIN	14	57:21	0	0	0	0	4	0	0	0	0	.0
L	29	JAY PANDOLFO	18	9:04	0	0	0	2-	2	0	0	0	11	.0

BUFFALO SABRES

POS	NO.	PLAYER	GP	TOI	G	A	PTS	+/-	PIM	PP	SH	GW	S	PCTG
L	26	THOMAS VANEK	38	18:24	20	21	41	1-	20	9	1	2	119	16.8
C	19	CODY HODGSON	48	18:23	15	19	34	4-	20	3	1	1	114	13.2
C	63	TYLER ENNIS	47	17:52	10	21	31	14-	16	2	0	0	108	9.3
C	9	STEVE OTT	48	18:33	9	15	24	3	93	2	0	3	73	12.3
D	10	CHRISTIAN EHRHOFF	47	25:11	5	17	22	6	34	1	0	2	102	4.9
R	21	DREW STAFFORD	46	17:01	6	12	18	16-	21	0	0	0	121	5.0
L	82	*MARCUS FOLIGNO	47	13:37	5	13	18	4-	41	1	0	0	55	9.1
C	55	JOCHEN HECHT	47	13:41	5	9	14	6	18	0	1	1	69	7.2
D	44	ANDREJ SEKERA	37	21:12	2	10	12	2-	4	0	0	0	33	6.1
C	65	*BRIAN FLYNN	26	14:40	6	5	11	6	0	0	1	1	49	12.2
C	42	NATHAN GERBE	42	12:30	5	5	10	3-	14	0	1	0	64	7.8
C	12	KEVIN PORTER	31	15:13	4	5	9	1-	10	0	1	0	37	10.8
D	57	TYLER MYERS	39	21:18	3	5	8	8-	32	1	0	2	48	6.3
D	6	MIKE WEBER	42	18:21	1	6	7	3	70	0	0	0	25	4.0
L	23	VILLE LEINO	8	15:48	2	4	6	0	6	1	0	0	11	18.2
D	53	*MARK PYSYK	19	16:16	1	4	5	7-	0	1	0	0	21	4.8
C	25	*MIKHAIL GRIGORENKO	25	10:14	1	4	5	1-	0	0	0	0	31	3.2
D	52	ALEXANDER SULZER	17	16:31	3	1	4	3	10	0	0	1	15	20.0
D	27	ADAM PARDY	17	16:30	0	4	4	4	14	0	0	0	6	.0
C	72	LUKE ADAM	4	9:47	1	0	1	1	2	0	0	0	2	50.0
R	36	PATRICK KALETA	34	10:47	1	0	1	4-	67	0	0	0	34	2.9
L	37	MATT ELLIS	6	6:11	0	0	0	0	0	0	0	0	8	.0
D	5	*CHAD RUHWEDEL	7	14:11	0	0	0	0	0	0	0	0	8	.0
C	8	CODY MCCORMICK	8	6:27	0	0	0	2-	10	0	0	0	6	.0
G	1	JHONAS ENROTH	12	51:57	0	0	0	0	0	0	0	0	0	.0
L	32	JOHN SCOTT	34	5:26	0	0	0	1-	69	0	0	0	15	.0
G	30	RYAN MILLER	40	57:33	0	0	0	0	2	0	0	0	0	.0

CALGARY FLAMES

POS	NO.	PLAYER	GP	TOI	G	A	PTS	+/-	PIM	PP	SH	GW	S	PCTG
L	13	MIKE CAMMALLERI	44	18:03	13	19	32	15-	25	5	0	3	102	12.7
R	22	LEE STEMPNIAK	47	17:54	9	23	32	2	12	4	0	2	113	8.0
L	40	ALEX TANGUAY	40	19:21	11	16	27	13-	22	2	1	1	44	25.0
C	24	JIRI HUDLER	42	17:09	10	17	27	13-	22	5	0	0	56	17.9
L	20	CURTIS GLENCROSS	40	18:14	15	11	26	8-	18	3	1	3	92	16.3
C	18	MATT STAJAN	43	17:09	5	18	23	7	26	0	0	1	44	11.4
D	26	DENNIS WIDEMAN	46	25:01	6	16	22	9-	12	4	0	1	94	6.4
C	10	ROMAN CERVENKA	39	13:08	9	8	17	13-	14	1	0	0	51	17.6
C	11	MIKAEL BACKLUND	32	15:07	8	8	16	6-	29	2	0	1	88	9.1
D	5	MARK GIORDANO	47	23:09	4	11	15	7-	40	1	1	1	58	6.9
D	7	TJ BRODIE	47	20:13	2	12	14	9-	8	0	0	0	44	4.5
L	47	*SVEN BAERTSCHI	20	13:24	3	7	10	0	6	0	0	0	28	10.7
L	25	STEVE BEGIN	36	7:59	4	4	8	2-	22	0	1	2	31	12.9
D	44	CHRIS BUTLER	44	17:02	1	7	8	10-	19	0	1	0	40	2.5
L	51	ROMAN HORAK	20	14:31	2	5	7	5-	2	0	0	0	28	7.1
R	15	TIM JACKMAN	42	7:35	1	4	5	9-	76	0	0	0	42	2.4
R	16	BRIAN MCGRATTAN	21	7:06	3	0	3	4-	49	0	0	1	18	16.7
D	42	*MARK CUNDARI	4	19:46	1	2	3	2-	2	1	0	0	8	12.5
C	59	*MAX REINHART	11	14:25	1	2	3	3-	4	0	0	0	26	3.8
D	6	CORY SARICH	28	14:51	0	2	2	8-	16	0	0	0	14	.0
L	58	*BEN HANOWSKI	5	13:17	1	0	1	0	0	0	0	0	4	25.0
C	32	PAUL BYRON	4	10:27	0	1	1	2-	2	0	0	0	1	.0
G	37	*LELAND IRVING	6	45:00	0	1	1	0	0	0	0	0	0	.0
C	38	*BEN STREET	6	13:36	0	1	1	1-	0	0	0	0	13	.0
D	33	ANTON BABCHUK	7	11:51	0	1	1	1-	0	0	0	0	5	.0
D	3	BRETT CARSON	10	10:55	0	1	1	1-	0	0	0	0	8	.0
C	19	BLAIR JONES	15	10:44	0	1	1	6-	10	0	0	0	22	.0
D	27	DEREK SMITH	22	12:14	0	1	1	5-	10	0	0	0	18	.0
G	34	MIIKKA KIPRUSOFF	24	56:00	0	1	1	0	0	0	0	0	0	.0
G	41	DANIEL TAYLOR	2	60:00	0	0	0	0	0	0	0	0	0	.0
C	46	*CARTER BANCKS	2	14:41	0	0	0	0	0	0	0	0	0	.0
R	29	*AKIM ALIU	5	10:51	0	0	0	2-	14	0	0	0	2	.0
G	35	JOEY MACDONALD	21	54:41	0	0	0	0	0	0	0	0	0	.0

CAROLINA HURRICANES

POS	NO.	PLAYER	GP	TOI	G	A	PTS	+/-	PIM	PP	SH	GW	S	PCTG
C	12	ERIC STAAL	48	20:59	18	35	53	5	54	3	1	4	152	11.8
R	28	ALEXANDER SEMIN	44	20:56	13	31	44	14	46	4	0	1	150	8.7
C	19	JIRI TLUSTY	48	18:14	23	15	38	15	18	4	0	3	117	19.7
C	11	JORDAN STAAL	48	20:06	10	21	31	18-	32	1	0	1	114	8.8
C	53	JEFF SKINNER	42	18:27	13	11	24	21-	26	5	0	0	159	8.2
D	77	JOE CORVO	40	18:45	6	11	17	3-	14	3	0	2	71	8.5
R	39	PATRICK DWYER	46	15:25	8	8	16	7-	12	1	1	0	93	8.6
D	27	JUSTIN FAULK	38	24:00	5	10	15	1	15	1	1	0	76	6.6
D	44	JAY HARRISON	47	19:54	3	7	10	10-	51	0	0	2	54	5.6
R	15	TUOMO RUUTU	17	15:14	4	5	9	6-	8	0	0	0	30	13.3
C	20	*RILEY NASH	32	12:48	4	5	9	4-	8	0	0	0	36	11.1
D	25	JONI PITKANEN	22	22:49	1	8	9	2	12	0	0	0	34	2.9
D	47	MARC-ANDRE BERGERON	25	13:45	1	8	9	4-	9	0	0	0	43	2.3
D	6	TIM GLEASON	42	19:34	0	9	9	3-	40	0	0	0	36	.0
D	4	JAMIE MCBAIN	40	18:25	1	7	8	0	12	0	0	0	46	2.2
D	24	*BOBBY SANGUINETTI	37	14:45	2	4	6	6-	4	0	0	1	48	4.2
L	21	DRAYSON BOWMAN	37	11:42	3	2	5	7-	17	0	0	0	68	4.4
R	8	KEVIN WESTGARTH	31	5:43	2	2	4	1	45	0	0	0	16	12.5
R	59	CHAD LAROSE	35	12:50	2	2	4	8-	29	0	0	0	65	3.1
C	22	ZAC DALPE	10	12:18	1	2	3	7-	0	0	0	0	18	5.6
C	37	TIM BRENT	30	9:47	0	3	3	3-	8	0	0	0	23	.0
R	29	TIM WALLACE	28	10:01	1	1	2	9-	17	0	0	0	20	5.0
D	73	*BRETT BELLEMORE	8	13:45	0	2	2	2-	7	0	0	0	3	.0
G	31	DAN ELLIS	19	52:28	0	2	2	0	0	0	0	0	0	.0
L	58	*CHRIS TERRY	3	9:36	1	0	1	0	0	0	0	1	1	100.0
C	23	*JEREMY WELSH	5	5:50	0	1	1	1	0	0	0	0	4	.0
R	14	ANDREAS NODL	8	8:28	0	1	1	1-	2	0	0	0	6	.0
D	5	MARC-ANDRE GRAGNANI	1	7:53	0	0	0	0	0	0	0	0	0	.0
R	13	*JARED STAAL	2	13:23	0	0	0	2-	2	0	0	0	3	.0
L	42	BRETT SUTTER	3	8:20	0	0	0	1-	4	0	0	0	2	.0
D	7	*RYAN MURPHY	4	21:03	0	0	0	4-	2	0	0	0	7	.0
D	47	*MICHAL JORDAN	5	10:41	0	0	0	2-	2	0	0	0	2	.0
C	72	*NICOLAS BLANCHARD	9	8:40	0	0	0	2-	20	0	0	0	6	.0
G	30	CAM WARD	17	54:40	0	0	0	0	0	0	0	0	0	.0
G	35	JUSTIN PETERS	19	50:13	0	0	0	0	0	0	0	0	0	.0

CHICAGO BLACKHAWKS

POS	NO.	PLAYER	GP	TOI	G	A	PTS	+/-	PIM	PP	SH	GW	S	PCTG
R	88	PATRICK KANE	47	20:03	23	32	55	11	8	8	0	3	138	16.7
C	19	JONATHAN TOEWS	47	19:20	23	25	48	28	27	2	2	5	143	16.1
R	81	MARIAN HOSSA	40	18:02	17	14	31	20	16	4	1	6	116	14.7
L	20	*BRANDON SAAD	46	16:27	10	17	27	17	12	0	1	2	98	10.2
D	2	DUNCAN KEITH	47	24:06	3	24	27	16	31	2	0	0	91	3.3
L	25	VIKTOR STALBERG	47	14:07	9	14	23	16	25	0	0	1	113	8.0
L	29	BRYAN BICKELL	48	12:48	9	14	23	12	25	0	0	2	82	11.0
D	7	BRENT SEABROOK	47	21:59	8	12	20	12	23	3	0	1	65	12.3
R	10	PATRICK SHARP	28	18:49	6	14	20	8	14	1	0	1	88	6.8
D	8	NICK LEDDY	48	17:25	6	12	18	15	10	2	0	2	65	9.2
C	65	ANDREW SHAW	48	15:03	9	6	15	6	38	2	0	2	64	14.1
C	36	DAVE BOLLAND	35	16:20	7	7	14	7-	22	1	0	1	46	15.2
C	16	MARCUS KRUGER	47	14:09	4	9	13	3	24	0	0	2	50	8.0
D	27	JOHNNY ODUYA	48	20:31	3	9	12	12	10	0	0	0	52	5.8
D	32	MICHAL ROZSIVAL	27	18:06	0	12	12	18	14	0	0	0	13	.0
R	67	MICHAEL FROLIK	45	12:31	3	7	10	5	8	0	0	1	98	3.1
D	4	NIKLAS HJALMARSSON	46	20:54	2	8	10	15	22	0	0	0	43	4.7
C	26	MICHAL HANDZUS	39	13:08	2	6	8	2-	16	0	0	0	41	4.9
R	39	JIMMY HAYES	10	14:19	1	3	4	0	0	0	0	0	13	7.7
L	13	DANIEL CARCILLO	23	8:59	2	1	3	1	11	0	0	1	23	8.7
L	11	*JEREMY MORIN	3	13:01	1	1	2	1	0	0	0	0	7	14.3
R	22	JAMAL MAYERS	19	6:58	0	2	2	2	16	0	0	0	10	.0
R	28	BEN SMITH	1	18:21	1	0	1	1	0	0	0	0	1	100.0
D	17	SHELDON BROOKBANK	26	12:45	1	0	1	2-	21	0	1	0	25	4.0
D	42	*SHAWN LALONDE	1	14:47	0	0	0	1	0	0	0	0	0	.0
C	37	*BRANDON PIRRI	1	17:55	0	0	0	0	0	0	0	0	2	.0
D	55	*RYAN STANTON	1	17:05	0	0	0	1	2	0	0	0	1	.0
G	33	CARTER HUTTON	1	58:44	0	0	0	0	0	0	0	0	0	.0
C	14	*DREW LEBLANC	2	13:20	0	0	0	3-	0	0	0	0	3	.0
G	30	RAY EMERY	21	53:08	0	0	0	0	0	0	0	0	0	.0
L	52	*BRANDON BOLLIG	25	8:00	0	0	0	1-	51	0	0	0	34	.0
G	50	COREY CRAWFORD	30	58:41	0	0	0	0	4	0	0	0	0	.0

COLORADO AVALANCHE

POS	NO.	PLAYER	GP	TOI	G	A	PTS	+/-	PIM	PP	SH	GW	S	PCTG
R	15	PA PARENTEAU	48	19:08	18	25	43	11-	38	6	0	1	105	17.1
C	9	MATT DUCHENE	47	20:55	17	26	43	12-	12	2	0	3	132	12.9
C	26	PAUL STASTNY	40	19:21	9	15	24	7-	14	2	0	1	87	10.3
L	11	JAMIE MCGINN	47	17:17	11	11	22	13-	26	3	0	2	128	8.6
C	7	JOHN MITCHELL	47	16:44	10	10	20	5	18	1	0	1	72	13.9
C	90	RYAN O'REILLY	29	18:30	6	14	20	3-	4	3	0	0	66	9.1
L	92	GABRIEL LANDESKOG	36	19:19	9	8	17	4-	22	0	3	1	109	8.3
D	41	*TYSON BARRIE	32	21:34	2	11	13	11-	10	1	0	1	58	3.4
L	55	CODY MCLEOD	48	13:05	8	4	12	4	83	0	0	0	79	10.1
R	23	MILAN HEJDUK	29	13:08	4	7	11	7-	0	2	0	0	41	9.8
D	8	JAN HEJDA	46	19:41	1	9	10	3-	28	0	0	1	50	2.0
R	12	CHUCK KOBASEW	37	11:16	5	4	9	6	21	0	0	1	43	11.6
R	54	DAVID JONES	33	16:49	3	6	9	11-	6	1	0	2	62	4.8
R	17	AARON PALUSHAJ	25	11:18	2	7	9	2-	8	0	0	0	29	6.9
C	40	MARK OLVER	32	9:02	4	2	6	5-	6	0	0	0	33	12.1
D	22	MATT HUNWICK	43	21:31	0	6	6	4	16	0	0	0	57	.0
D	4	GREG ZANON	44	19:19	0	6	6	16-	28	0	0	0	40	.0
L	58	PATRICK BORDELEAU	46	6:13	2	3	5	7-	70	0	0	0	24	8.3
C	24	TOMAS VINCOUR	17	8:51	2	2	4	1-	4	0	0	0	12	16.7
D	46	STEFAN ELLIOTT	18	17:30	1	3	4	3-	2	0	0	0	35	2.9
D	5	SHANE O'BRIEN	28	15:30	0	4	4	0	60	0	0	0	28	.0
D	6	ERIK JOHNSON	31	20:45	0	4	4	3-	18	0	0	0	64	.0
D	44	RYAN WILSON	12	18:30	0	3	3	4	8	0	0	0	23	.0
C	42	*BRAD MALONE	13	8:47	1	1	2	7-	16	0	0	0	10	10.0
L	14	DAVID VAN DER GULIK	9	9:26	0	2	2	2	6	0	0	0	10	.0
R	27	STEVE DOWNIE	2	8:53	0	1	1	1	6	0	0	0	2	.0
G	1	SEMYON VARLAMOV	35	55:42	0	1	1	0	0	0	0	0	0	.0
G	30	*SAMI AITTOKALLIO	1	49:20	0	0	0	0	0	0	0	0	0	.0
C	43	*MICHAEL SGARBOSSA	6	10:21	0	0	0	3-	4	0	0	0	6	.0
G	35	JEAN-SEBASTIEN GIGUE	18	50:26	0	0	0	0	4	0	0	0	0	.0

COLUMBUS BLUE JACKETS

POS	NO.	PLAYER	GP	TOI	G	A	PTS	+/-	PIM	PP	SH	GW	S	PCTG
L	22	VINNY PROSPAL	48	16:31	12	18	30	3	32	4	0	2	85	14.1
C	55	MARK LETESTU	46	16:30	13	14	27	7	10	3	2	2	92	14.1
R	10	MARIAN GABORIK	47	18:31	12	15	27	3-	14	1	0	5	151	7.9
D	51	FEDOR TYUTIN	48	24:05	4	18	22	9	28	0	0	1	56	7.1
C	17	BRANDON DUBINSKY	29	18:24	2	18	20	2	76	1	0	0	50	4.0
L	71	NICK FOLIGNO	45	16:31	6	13	19	6	28	1	0	2	69	8.7
D	7	JACK JOHNSON	44	25:58	5	14	19	5-	12	3	0	1	96	5.2
C	42	ARTEM ANISIMOV	35	16:24	11	7	18	6-	12	1	0	3	68	16.2
R	13	CAM ATKINSON	35	15:35	9	9	18	9	4	1	0	1	91	9.9
C	18	RJ UMBERGER	48	18:29	8	10	18	3	16	2	0	0	96	8.3
L	11	MATT CALVERT	42	14:10	9	7	16	9-	32	0	1	2	63	14.3
D	21	JAMES WISNIEWSKI	30	22:49	5	9	14	1-	15	4	0	0	62	8.1
L	14	BLAKE COMEAU	42	12:09	6	6	12	4-	20	0	1	1	48	12.5
C	19	RYAN JOHANSEN	40	16:05	5	7	12	7-	12	0	0	2	84	6.0
R	15	DEREK DORSETT	24	15:59	3	6	9	11-	53	0	0	0	38	7.9
D	6	NIKITA NIKITIN	38	21:11	3	6	9	2	17	1	0	0	60	5.0
C	24	DEREK MACKENZIE	43	10:20	3	5	8	1	36	0	0	0	33	9.1
D	47	*DALTON PROUT	28	18:31	1	6	7	15	25	0	0	0	16	6.3
R	40	JARED BOLL	43	8:04	2	4	6	1	100	0	0	0	19	10.5
D	20	*TIM ERIXON	31	15:41	0	5	5	4	14	0	0	0	21	.0
D	33	ADRIAN AUCOIN	36	16:20	0	4	4	8-	16	0	0	0	26	.0
C	9	COLTON GILLIES	27	8:17	1	1	2	1	17	0	0	0	17	5.9
D	48	*CODY GOLOUBEF	11	14:48	1	0	1	3-	0	0	0	1	14	7.1
G	49	MICHAEL LEIGHTON	1	59:08	0	0	0	0	0	0	0	0	0	.0
D	29	*NICK HOLDEN	2	8:34	0	0	0	1	0	0	0	0	2	.0
C	36	*J. AUDY-MARCHESSAULT	2	10:56	0	0	0	1-	0	0	0	0	0	.0
D	58	DAVID SAVARD	4	13:12	0	0	0	3-	0	0	0	0	1	.0
C	43	*SEAN COLLINS	5	12:29	0	0	0	2-	6	0	0	0	0	.0
C	34	*NICK DRAZENOVIC	8	9:55	0	0	0	2-	4	0	0	0	5	.0
G	72	SERGEI BOBROVSKY	38	58:23	0	0	0	0	0	0	0	0	0	.0

DALLAS STARS

POS	NO.	PLAYER	GP	TOI	G	A	PTS	+/-	PIM	PP	SH	GW	S	PCTG
L	14	JAMIE BENN	41	19:54	12	21	33	12-	40	3	0	3	110	10.9
L	21	LOUI ERIKSSON	48	20:07	12	17	29	9-	8	2	1	3	104	11.5
L	13	RAY WHITNEY	32	19:23	11	18	29	1	4	4	0	1	62	17.7
D	33	ALEX GOLIGOSKI	47	22:23	3	24	27	4	18	0	0	0	80	3.8
C	20	CODY EAKIN	48	15:05	7	17	24	1	31	3	0	1	67	10.4
L	38	VERNON FIDDLER	46	12:51	4	13	17	3	48	1	0	0	56	7.1
L	60	*ANTOINE ROUSSEL	39	9:23	7	7	14	3	85	0	0	0	46	15.2
L	72	ERIK COLE	47	16:23	9	4	13	6-	20	1	0	2	86	10.5
D	6	TREVOR DALEY	44	21:24	4	9	13	1	14	2	0	0	58	6.9
D	3	STEPHANE ROBIDAS	48	22:14	1	12	13	2	56	0	0	0	46	2.2
L	24	ERIC NYSTROM	48	14:21	7	4	11	3-	61	0	1	3	49	14.3
C	40	RYAN GARBUTT	36	9:55	3	7	10	1	32	0	0	0	59	5.1
R	18	*REILLY SMITH	37	10:55	3	6	9	0	8	0	0	0	34	8.8
D	4	*BRENDEN DILLON	48	21:22	3	5	8	1	65	0	0	1	75	4.0
R	12	*ALEX CHIASSON	7	14:04	6	1	7	3	0	1	0	1	13	46.2
D	58	*JORDIE BENN	26	17:18	1	5	6	4-	10	1	0	0	31	3.2
D	36	PHILIP LARSEN	32	14:52	2	3	5	10-	18	1	0	0	30	6.7
D	27	AARON ROME	27	15:20	0	5	5	2-	18	0	0	0	15	.0
R	25	*MATT FRASER	12	11:47	1	2	3	0	0	0	0	0	17	5.9
L	28	*LANE MACDERMID	9	4:35	2	0	2	1	19	0	0	0	4	50.0
D	43	*JAMIE OLEKSIAK	16	14:50	0	2	2	5-	14	0	0	0	11	.0
G	32	KARI LEHTONEN	36	55:10	0	2	2	0	0	0	0	0	0	.0
C	23	TOM WANDELL	18	8:26	1	0	1	0	4	0	0	1	14	7.1
C	22	*COLTON SCEVIOUR	1	4:51	0	1	1	1-	0	0	0	0	0	.0
C	17	TOBY PETERSEN	1	6:40	0	0	0	0	0	0	0	0	0	.0
L	48	FRANCIS WATHIER	1	5:40	0	0	0	0	0	0	0	0	0	.0
G	41	CRISTOPHER NILSTORP	5	58:15	0	0	0	0	0	0	0	0	0	.0
G	31	*RICHARD BACHMAN	13	46:50	0	0	0	0	0	0	0	0	0	.0

DETROIT RED WINGS

POS	NO.	PLAYER	GP	TOI	G	A	PTS	+/-	PIM	PP	SH	GW	S	PCTG
C	13	PAVEL DATSYUK	47	20:10	15	34	49	21	14	8	0	6	107	14.0
L	40	HENRIK ZETTERBERG	46	20:31	11	37	48	2	18	4	2	5	173	6.4
C	93	JOHAN FRANZEN	41	18:05	14	17	31	13	41	6	0	1	116	12.1
D	55	NIKLAS KRONWALL	48	24:21	5	24	29	5-	44	2	0	2	67	7.5
C	24	DAMIEN BRUNNER	44	15:35	12	14	26	6-	12	3	0	1	123	9.8
C	51	VALTTERI FILPPULA	41	17:46	9	8	17	4-	6	3	0	0	78	11.5
R	11	DANIEL CLEARY	48	16:26	9	6	15	6-	40	5	1	0	93	9.7
L	8	JUSTIN ABDELKADER	48	14:48	10	3	13	6	34	0	0	0	96	10.4
D	4	JAKUB KINDL	41	18:33	4	9	13	15	28	1	0	2	76	5.3
D	52	JONATHAN ERICSSON	45	21:19	3	10	13	6	29	0	0	1	34	8.8
C	25	CORY EMMERTON	48	10:48	5	3	8	1-	4	0	0	0	55	9.1
L	20	DREW MILLER	44	13:49	4	4	8	8-	2	1	0	2	54	7.4
C	63	*JOAKIM ANDERSSON	38	12:05	3	5	8	2	8	0	0	0	43	7.0
R	22	JORDIN TOOTOO	42	9:04	3	5	8	0	78	0	0	1	45	6.7
R	17	PATRICK EAVES	34	10:34	2	6	8	1-	4	0	0	1	42	4.8
D	2	*BRENDAN SMITH	34	18:24	0	8	8	1	36	0	0	0	33	.0
C	21	*TOMAS TATAR	18	11:22	4	3	7	2	4	1	0	0	32	12.5
C	14	*GUSTAV NYQUIST	22	13:02	3	3	6	0	6	0	0	0	46	6.5
D	23	*BRIAN LASHOFF	31	17:47	1	4	5	10-	15	0	0	0	26	3.8
D	18	IAN WHITE	25	19:35	2	2	4	5	4	0	0	0	27	7.4
R	44	TODD BERTUZZI	7	15:31	2	1	3	3	2	0	0	0	10	20.0
D	27	KYLE QUINCEY	36	19:13	1	2	3	7	18	0	0	0	36	2.8
R	37	MIKAEL SAMUELSSON	4	12:51	0	1	1	3-	0	0	0	0	4	.0
D	28	CARLO COLAIACOVO	6	18:54	0	1	1	4-	2	0	0	0	12	.0
G	50	JONAS GUSTAVSSON	7	49:53	0	1	1	0	2	0	0	0	0	.0
D	65	*DANNY DEKEYSER	11	18:02	0	1	1	4	2	0	0	0	15	.0
G	35	JIMMY HOWARD	42	58:13	0	1	1	0	0	0	0	0	0	.0
C	43	DARREN HELM	1	12:27	0	0	0	0	2	0	0	0	1	.0
C	15	*RILEY SHEAHAN	1	6:47	0	0	0	0	0	0	0	0	1	.0
L	39	JAN MURSAK	2	5:38	0	0	0	0	4	0	0	0	0	.0
G	34	*PETR MRAZEK	2	59:34	0	0	0	0	0	0	0	0	0	.0

EDMONTON OILERS

POS	NO.	PLAYER	GP	TOI	G	A	PTS	+/-	PIM	PP	SH	GW	S	PCTG
L	4	TAYLOR HALL	45	18:37	16	34	50	5	33	4	0	4	154	10.4
C	89	SAM GAGNER	48	19:24	14	24	38	6-	23	4	0	1	113	12.4
C	14	JORDAN EBERLE	48	18:59	16	21	37	4-	16	3	0	3	133	12.0
R	64	*NAIL YAKUPOV	48	14:33	17	14	31	4-	24	6	0	2	81	21.0
D	19	*JUSTIN SCHULTZ	48	21:26	8	19	27	17-	8	4	0	3	85	9.4
C	93	RYAN NUGENT-HOPKINS	40	18:51	4	20	24	3	8	2	0	0	78	5.1
R	83	ALES HEMSKY	38	15:42	9	11	20	6-	16	5	0	1	82	11.0
L	91	MAGNUS PAAJARVI	42	14:07	9	7	16	1-	14	2	1	2	75	12.0
D	6	RYAN WHITNEY	34	18:28	4	9	13	7-	23	0	0	0	30	13.3
L	94	RYAN SMYTH	47	15:22	2	11	13	5-	40	0	1	0	69	2.9
C	10	SHAWN HORCOFF	31	16:51	7	5	12	8	24	3	0	1	41	17.1
D	2	JEFF PETRY	48	21:54	3	9	12	1	29	0	1	0	66	4.5
C	37	LENNART PETRELL	35	11:31	3	6	9	4-	4	0	1	0	23	13.0
D	15	NICK SCHULTZ	48	18:37	1	8	9	13-	24	0	0	0	33	3.0
L	28	RYAN JONES	27	12:58	2	5	7	0	17	0	0	0	38	5.3
R	52	JERRED SMITHSON	45	10:39	3	3	6	4-	12	0	0	0	29	10.3
D	45	MARK FISTRIC	25	15:20	0	6	6	6	32	0	0	0	9	.0
D	44	COREY POTTER	33	17:27	3	1	4	8	6	0	0	0	36	8.3
D	5	LADISLAV SMID	48	20:19	1	3	4	1-	55	0	0	0	30	3.3
C	56	TEEMU HARTIKAINEN	23	10:34	1	2	3	8-	6	1	0	0	21	4.8
C	20	ERIC BELANGER	26	14:07	0	3	3	1-	10	0	0	0	31	.0
L	55	BEN EAGER	14	9:39	1	1	2	4-	25	0	0	0	14	7.1
R	13	MIKE BROWN	39	7:31	1	1	2	7-	123	0	0	0	18	5.6
C	57	ANTON LANDER	11	11:01	0	1	1	4-	2	0	0	0	11	.0
R	62	*MARK ARCOBELLO	1	18:15	0	0	0	0	0	0	0	0	0	.0
G	34	YANN DANIS	3	36:45	0	0	0	0	0	0	0	0	0	.0
L	16	DARCY HORDICHUK	4	2:02	0	0	0	1-	2	0	0	0	0	.0
D	24	THEO PECKHAM	4	17:38	0	0	0	1-	6	0	0	0	2	.0
C	54	*CHRIS VANDEVELDE	11	7:02	0	0	0	3-	4	0	0	0	7	.0
G	35	NIKOLAI KHABIBULIN	12	56:58	0	0	0	0	0	0	0	0	0	.0
G	40	DEVAN DUBNYK	38	55:17	0	0	0	0	0	0	0	0	0	.0

FLORIDA PANTHERS

POS	NO.	PLAYER	GP	TOI	G	A	PTS	+/-	PIM	PP	SH	GW	S	PCTG
L	14	TOMAS FLEISCHMANN	48	18:44	12	23	35	10-	16	2	1	2	121	9.9
C	11	*JONATHAN HUBERDEAU	48	16:55	14	17	31	15-	18	2	0	1	112	12.5
R	82	TOMAS KOPECKY	47	17:41	15	12	27	8-	28	4	1	0	92	16.3
D	51	BRIAN CAMPBELL	48	26:25	8	19	27	22-	12	6	0	2	70	11.4
C	18	SHAWN MATTHIAS	48	15:11	14	7	21	8-	16	2	1	1	106	13.2
C	57	MARCEL GOC	42	18:16	9	10	19	6-	8	4	0	1	92	9.8
C	88	PETER MUELLER	43	16:15	8	9	17	11-	18	2	0	0	131	6.1
C	15	*DREW SHORE	43	15:48	3	10	13	10-	14	1	1	1	96	3.1
R	12	JACK SKILLE	40	13:19	3	9	12	9-	11	0	0	0	69	4.3
D	3	*TJ BRENNAN	29	16:41	3	7	10	9-	8	1	0	0	42	7.1
D	7	DMITRY KULIKOV	34	20:58	3	7	10	5-	22	2	0	2	52	5.8
D	17	FILIP KUBA	44	21:13	1	9	10	18-	24	0	0	0	50	2.0
D	43	MIKE WEAVER	27	20:08	1	8	9	3-	8	0	0	0	21	4.8
R	19	SCOTTIE UPSHALL	27	13:29	4	1	5	8-	25	1	0	1	54	7.4
R	27	ALEX KOVALEV	14	15:36	2	3	5	1-	6	1	0	1	21	9.5
R	32	KRIS VERSTEEG	10	16:53	2	2	4	8-	8	0	0	0	20	10.0
C	9	STEPHEN WEISS	17	18:27	1	3	4	13-	25	1	0	0	19	5.3
D	44	ERIK GUDBRANSON	32	18:44	0	4	4	22-	47	0	0	0	49	.0
D	23	TYSON STRACHAN	38	18:57	0	4	4	13-	40	0	0	0	42	.0
R	22	GEORGE PARROS	39	6:36	1	1	2	15-	57	0	0	0	16	6.3
C	37	GREG RALLO	10	9:33	1	0	1	5-	2	1	0	0	10	10.0
C	27	*NICK BJUGSTAD	11	15:12	1	0	1	8-	2	0	0	0	17	5.9
L	76	*ERIC SELLECK	2	7:55	0	1	1	2	17	0	0	0	2	.0
D	55	ED JOVANOVSKI	6	15:39	0	1	1	4-	0	0	0	0	6	.0
D	47	*COLBY ROBAK	16	15:10	0	1	1	1-	17	0	0	0	15	.0
D	62	*MICHAEL CARUSO	2	7:55	0	0	0	1-	0	0	0	0	0	.0
R	52	JONATHAN RHEAULT	5	10:34	0	0	0	0	0	0	0	0	5	.0
C	75	*SCOTT TIMMINS	5	10:35	0	0	0	2-	4	0	0	0	6	.0
D	72	*ALEX PETROVIC	6	18:46	0	0	0	8-	25	0	0	0	5	.0
D	34	NOLAN YONKMAN	7	9:46	0	0	0	1-	11	0	0	0	4	.0
G	60	JOSE THEODORE	15	51:05	0	0	0	0	2	0	0	0	0	.0
C	42	*QUINTON HOWDEN	18	10:27	0	0	0	11-	2	0	0	0	22	.0
G	30	SCOTT CLEMMENSEN	19	45:36	0	0	0	0	0	0	0	0	0	.0
G	35	*JACOB MARKSTROM	23	55:01	0	0	0	0	0	0	0	0	0	.0

LOS ANGELES KINGS

POS	NO.	PLAYER	GP	TOI	G	A	PTS	+/-	PIM	PP	SH	GW	S	PCTG
C	11	ANZE KOPITAR	47	20:28	10	32	42	14	16	0	0	1	98	10.2
C	77	JEFF CARTER	48	17:34	26	7	33	0	16	8	0	8	133	19.5
R	14	JUSTIN WILLIAMS	48	16:59	11	22	33	15	22	1	0	3	142	7.7
C	10	MIKE RICHARDS	48	16:21	12	20	32	8-	42	6	0	3	82	14.6
L	23	DUSTIN BROWN	46	19:30	18	11	29	6	22	8	0	1	142	12.7
D	26	SLAVA VOYNOV	48	22:18	6	19	25	5	14	1	0	2	79	7.6
D	8	DREW DOUGHTY	48	26:23	6	16	22	4	36	3	0	0	114	5.3
C	28	JARRET STOLL	48	16:31	7	11	18	1	28	1	1	3	73	9.6
D	6	*JAKE MUZZIN	45	17:53	7	9	16	16	35	3	0	1	77	9.1
L	13	KYLE CLIFFORD	48	10:36	7	7	14	1	51	0	0	1	56	12.5
C	22	TREVOR LEWIS	48	15:12	5	9	14	5	19	0	1	2	92	5.4
R	25	DUSTIN PENNER	33	12:41	2	12	14	2-	18	0	0	0	61	3.3
D	7	ROB SCUDERI	48	21:47	1	11	12	6-	4	0	0	0	33	3.0
L	74	DWIGHT KING	47	12:45	4	6	10	3-	11	0	0	0	60	6.7
C	24	COLIN FRASER	34	9:22	2	5	7	4-	25	0	0	0	19	10.5
C	71	JORDAN NOLAN	44	8:28	2	4	6	5-	46	0	0	0	23	8.7
R	15	BRAD RICHARDSON	16	10:53	1	5	6	2	10	0	0	0	27	3.7
C	73	*TYLER TOFFOLI	10	11:58	2	3	5	3	2	1	0	0	20	10.0
D	27	ALEC MARTINEZ	27	16:01	1	4	5	2-	10	0	0	0	30	3.3
D	44	ROBYN REGEHR	41	19:25	0	4	4	4-	23	0	0	0	27	.0
D	5	KEATON ELLERBY	44	14:28	0	3	3	3	52	0	0	0	23	.0
D	2	MATT GREENE	5	15:17	0	1	1	1-	8	0	0	0	3	.0
G	45	JONATHAN BERNIER	14	54:52	0	1	1	0	0	0	0	0	0	.0
G	32	JONATHAN QUICK	37	57:40	0	0	0	0	2	0	0	0	0	.0

MINNESOTA WILD

POS	NO.	PLAYER	GP	TOI	G	A	PTS	+/-	PIM	PP	SH	GW	S	PCTG
L	11	ZACH PARISE	48	20:40	18	20	38	2	16	7	0	4	182	9.9
C	9	MIKKO KOIVU	48	21:05	11	26	37	2	26	0	0	3	127	8.7
R	29	JASON POMINVILLE	47	20:10	14	20	34	1	8	2	1	2	118	11.9
D	20	RYAN SUTER	48	27:16	4	28	32	2	24	3	0	1	91	4.4
R	10	DEVIN SETOGUCHI	48	14:26	13	14	27	5	20	5	0	3	97	13.4
C	7	MATT CULLEN	42	15:53	7	20	27	9	10	0	0	0	79	8.9
L	15	DANY HEATLEY	36	18:32	11	10	21	12-	8	3	0	1	83	13.3
C	96	PIERRE-MARC BOUCHARD	43	13:56	8	12	20	3	8	0	0	2	71	11.3
D	46	JARED SPURGEON	39	21:32	5	10	15	1	4	4	0	2	67	7.5
C	63	*CHARLIE COYLE	37	15:03	8	6	14	3	28	1	0	2	50	16.0
D	77	TOM GILBERT	43	19:19	3	10	13	11-	18	1	0	0	36	8.3
C	21	KYLE BRODZIAK	48	17:21	8	4	12	18-	20	1	1	1	88	9.1
D	25	*JONAS BRODIN	45	23:12	2	9	11	3	10	1	0	0	51	3.9
R	22	CAL CLUTTERBUCK	42	13:44	4	6	10	5-	27	0	0	1	87	4.6
D	4	CLAYTON STONER	48	18:12	0	10	10	0	42	0	0	0	40	.0
C	17	TORREY MITCHELL	45	10:29	4	4	8	8-	21	0	0	1	39	10.3
C	64	*MIKAEL GRANLUND	27	13:10	2	6	8	4-	6	0	0	0	36	5.6
L	16	*JASON ZUCKER	20	11:15	4	1	5	4	8	0	0	0	34	11.8
C	27	MIKE RUPP	40	8:21	1	3	4	2-	79	0	0	0	29	3.4
D	44	JUSTIN FALK	36	13:12	0	3	3	9-	40	0	0	0	27	.0
D	6	MARCO SCANDELLA	6	14:25	1	0	1	1-	4	0	0	0	7	14.3
D	5	BRETT CLARK	8	14:04	0	1	1	9-	0	0	0	0	6	.0
G	31	*MATT HACKETT	1	59:12	0	0	0	0	0	0	0	0	0	.0
L	47	*JOHAN LARSSON	1	14:02	0	0	0	0	0	0	0	0	2	.0
C	18	JAKE DOWELL	2	8:32	0	0	0	0	0	0	0	0	3	.0
G	37	JOSH HARDING	5	37:01	0	0	0	0	0	0	0	0	0	.0
G	35	*DARCY KUEMPER	6	48:03	0	0	0	0	0	0	0	0	0	.0
D	39	NATE PROSSER	17	11:15	0	0	0	4	4	0	0	0	5	.0
C	28	ZENON KONOPKA	37	8:26	0	0	0	4-	117	0	0	0	18	.0
G	32	NIKLAS BACKSTROM	42	56:23	0	0	0	0	2	0	0	0	0	.0

MONTREAL CANADIENS

POS	NO.	PLAYER	GP	TOI	G	A	PTS	+/-	PIM	PP	SH	GW	S	PCTG
L	67	MAX PACIORETTY	44	16:30	15	24	39	8	28	4	0	0	163	9.2
D	76	P.K. SUBBAN	42	23:14	11	27	38	12	57	7	0	0	126	8.7
R	73	MICHAEL RYDER	46	16:02	16	19	35	2	16	8	0	5	101	15.8
C	14	TOMAS PLEKANEC	47	19:12	14	19	33	3	24	4	0	2	133	10.5
D	79	ANDREI MARKOV	48	24:07	10	20	30	9-	14	8	0	4	79	12.7
C	81	LARS ELLER	46	14:49	8	22	30	8	45	1	0	1	84	9.5
R	11	*BRENDAN GALLAGHER	44	13:51	15	13	28	10	33	3	0	3	117	12.8
C	51	DAVID DESHARNAIS	48	16:27	10	18	28	2-	26	2	0	3	66	15.2
C	27	*ALEX GALCHENYUK	48	12:19	9	18	27	14	20	0	0	2	79	11.4
R	21	BRIAN GIONTA	48	18:07	14	12	26	3	8	5	0	3	112	12.5
L	8	BRANDON PRUST	38	13:38	5	9	14	11	110	0	0	1	39	12.8
D	61	RAPHAEL DIAZ	23	20:33	1	13	14	4	6	0	0	0	34	2.9
R	17	RENE BOURQUE	27	16:19	7	6	13	1-	32	2	0	1	63	11.1
D	74	ALEXEI EMELIN	38	19:40	3	9	12	2	33	0	0	0	33	9.1
D	26	JOSH GORGES	48	21:23	2	7	9	4	15	0	0	0	40	5.0
D	55	FRANCIS BOUILLON	48	18:04	1	8	9	4	21	0	0	0	46	2.2
D	44	DAVIS DREWISKE	29	15:11	2	5	7	3	14	1	0	0	28	7.1
L	32	TRAVIS MOEN	45	11:39	2	4	6	4-	32	0	0	0	32	6.3
R	20	COLBY ARMSTRONG	37	11:12	2	3	5	1	12	0	0	0	33	6.1
C	37	*GABRIEL DUMONT	10	9:40	1	2	3	1	13	0	0	0	20	5.0
C	24	JEFF HALPERN	46	10:11	1	2	3	8-	10	0	0	1	26	3.8
D	22	TOMAS KABERLE	10	13:32	0	3	3	4	0	0	0	0	11	.0
D	68	YANNICK WEBER	6	13:45	0	2	2	1-	2	0	0	0	3	.0
D	40	*NATHAN BEAULIEU	6	15:22	0	2	2	5	0	0	0	0	8	.0
D	42	*JARRED TINORDI	8	11:42	0	2	2	5	2	0	0	0	5	.0
C	53	RYAN WHITE	26	9:24	1	0	1	1	67	0	0	0	16	6.3
D	64	*GREG PATERYN	3	9:36	0	0	0	0	0	0	0	0	0	.0
R	45	MIKE BLUNDEN	5	8:20	0	0	0	1-	4	0	0	0	5	.0
G	30	PETER BUDAJ	13	50:29	0	0	0	0	0	0	0	0	0	.0
G	31	CAREY PRICE	39	57:40	0	0	0	0	0	0	0	0	0	.0

NASHVILLE PREDATORS

POS	NO.	PLAYER	GP	TOI	G	A	PTS	+/-	PIM	PP	SH	GW	S	PCTG
D	6	SHEA WEBER	48	25:55	9	19	28	2-	48	3	0	1	124	7.3
C	11	DAVID LEGWAND	48	18:25	12	13	25	6-	20	2	0	2	78	15.4
C	12	MIKE FISHER	38	19:27	10	11	21	6	27	1	0	0	68	14.7
C	33	COLIN WILSON	25	16:34	7	12	19	1	4	2	0	1	26	26.9
D	59	ROMAN JOSI	48	23:31	5	13	18	7-	8	1	0	1	96	5.2
L	57	GABRIEL BOURQUE	34	15:49	11	5	16	6	4	3	1	2	50	22.0
L	74	SERGEI KOSTITSYN	46	16:43	3	12	15	5-	11	1	0	0	42	7.1
R	27	PATRIC HORNQVIST	24	16:13	4	10	14	1-	14	4	0	1	87	4.6
D	8	KEVIN KLEIN	47	20:25	3	11	14	1-	9	0	0	0	54	5.6
C	13	NICK SPALING	47	15:51	9	4	13	10-	18	1	0	2	57	15.8
C	15	CRAIG SMITH	44	13:51	4	8	12	11-	20	2	0	0	83	4.8
R	24	MATT HALISCHUK	36	11:57	5	6	11	1	10	0	0	1	51	9.8
R	19	BOBBY BUTLER	34	10:48	4	7	11	8-	4	1	0	0	41	9.8
L	16	*RICH CLUNE	47	9:24	4	5	9	3	113	0	0	1	46	8.7
R	18	BRANDON YIP	34	12:02	3	5	8	3-	26	0	0	0	35	8.6
L	56	*TAYLOR BECK	16	16:05	3	4	7	0	2	1	0	0	39	7.7
D	7	JONATHON BLUM	35	14:17	1	6	7	1-	6	0	0	0	26	3.8
D	64	*VICTOR BARTLEY	24	19:32	0	7	7	2	6	0	0	0	19	.0
D	4	RYAN ELLIS	32	16:22	2	4	6	2-	15	2	0	0	48	4.2
C	17	CHRIS MUELLER	18	10:42	2	3	5	4-	6	0	0	1	22	9.1
C	28	PAUL GAUSTAD	23	15:13	2	3	5	1-	20	0	0	0	35	5.7
L	23	ZACH BOYCHUK	13	12:18	1	1	2	1-	6	0	0	0	14	7.1
L	50	*DANIEL BANG	8	12:54	0	2	2	2-	0	0	0	0	13	.0
L	46	KEVIN HENDERSON	4	14:41	1	0	1	1-	0	0	0	0	3	33.3
L	52	*AUSTIN WATSON	6	12:42	1	0	1	2-	0	0	0	0	4	25.0
C	72	*JOONAS RASK	2	8:00	0	1	1	1-	0	0	0	0	0	.0
C	9	*FILIP FORSBERG	5	15:28	0	1	1	5-	0	0	0	0	14	.0
G	35	PEKKA RINNE	43	56:49	0	1	1	0	8	0	0	0	0	.0
D	42	*MATTIAS EKHOLM	1	16:05	0	0	0	1-	0	0	0	0	0	.0
G	30	CHRIS MASON	11	42:25	0	0	0	0	0	0	0	0	0	.0
D	75	HAL GILL	32	13:23	0	0	0	3-	12	0	0	0	8	.0

NEW JERSEY DEVILS

POS	NO.	PLAYER	GP	TOI	G	A	PTS	+/-	PIM	PP	SH	GW	S	PCTG
L	26	PATRIK ELIAS	48	18:43	14	22	36	5	22	5	1	0	118	11.9
L	17	ILYA KOVALCHUK	37	24:44	11	20	31	6-	18	2	4	5	123	8.9
R	23	DAVID CLARKSON	48	17:35	15	9	24	6-	78	6	0	5	180	8.3
C	19	TRAVIS ZAJAC	48	19:31	7	13	20	5-	22	1	1	1	82	8.5
D	2	MAREK ZIDLICKY	48	20:59	4	15	19	12-	38	1	0	0	101	4.0
L	15	STEVE SULLIVAN	42	14:33	7	10	17	12-	24	4	0	1	61	11.5
C	14	ADAM HENRIQUE	42	18:19	11	5	16	3-	16	3	2	2	78	14.1
D	6	ANDY GREENE	48	23:02	4	12	16	12	20	2	1	1	63	6.3
R	18	STEVE BERNIER	47	13:45	8	7	15	7-	17	2	0	1	88	9.1
C	20	RYAN CARTER	44	13:03	6	9	15	2-	31	0	1	1	63	9.5
R	11	STEPHEN GIONTA	48	13:01	4	10	14	2	14	0	0	0	58	6.9
C	21	ANDREI LOKTIONOV	28	14:15	8	4	12	2-	4	1	0	0	47	17.0
L	12	ALEXEI PONIKAROVSKY	42	13:09	4	5	9	1-	14	0	0	1	51	7.8
C	8	DAINIUS ZUBRUS	22	16:47	2	7	9	3-	12	0	0	0	22	9.1
R	16	MATT D'AGOSTINI	29	12:18	3	3	6	5-	8	0	0	0	33	9.1
D	29	MARK FAYNE	31	18:05	1	5	6	6	16	0	1	0	34	2.9
D	5	ADAM LARSSON	37	18:06	0	6	6	4	12	0	0	0	30	.0
D	10	PETER HARROLD	23	17:37	2	3	5	8-	6	1	0	0	36	5.6
D	28	ANTON VOLCHENKOV	37	16:03	1	4	5	1-	37	0	0	0	38	2.6
D	7	HENRIK TALLINDER	25	17:34	1	3	4	0	10	0	0	0	22	4.5
C	15	*STEFAN MATTEAU	17	9:11	1	2	3	1-	6	0	0	0	22	4.5
C	9	JACOB JOSEFSON	22	12:58	1	2	3	10-	2	0	0	0	20	5.0
G	30	MARTIN BRODEUR	29	60:35	1	2	3	0	0	1	0	0	0	.0
D	24	BRYCE SALVADOR	39	21:19	0	2	2	12-	22	0	0	0	29	.0
R	25	TOM KOSTOPOULOS	15	9:05	1	0	1	0	18	0	0	0	13	7.7
C	12	MATT ANDERSON	2	5:46	0	1	1	1	0	0	0	0	0	.0
L	21	MATTIAS TEDENBY	4	8:59	0	1	1	0	2	0	0	0	2	.0
G	1	JOHAN HEDBERG	19	58:19	0	1	1	0	4	0	0	0	0	.0
G	31	*JEFF FRAZEE	1	18:36	0	0	0	0	0	0	0	0	0	.0
D	32	*ERIC GELINAS	1	15:59	0	0	0	1-	0	0	0	0	1	.0
D	33	*ALEXANDER URBOM	1	14:11	0	0	0	1-	0	0	0	0	0	.0
G	35	*KEITH KINKAID	1	25:45	0	0	0	0	0	0	0	0	0	.0
R	25	CAM JANSSEN	4	3:58	0	0	0	1-	2	0	0	0	0	.0
C	9	*HARRI PESONEN	4	9:11	0	0	0	1-	2	0	0	0	3	.0
C	15	TIM SESTITO	6	7:52	0	0	0	1	2	0	0	0	4	.0
R	22	KRY BARCH	22	5:51	0	0	0	1	44	0	0	0	4	.0

NEW YORK ISLANDERS

POS	NO.	PLAYER	GP	TOI	G	A	PTS	+/-	PIM	PP	SH	GW	S	PCTG
C	91	JOHN TAVARES	48	20:46	28	19	47	2-	18	9	0	5	162	17.3
L	26	MATT MOULSON	47	19:09	15	29	44	3-	4	8	0	0	154	9.7
R	24	BRAD BOYES	48	18:12	10	25	35	6-	16	1	0	1	97	10.3
C	51	FRANS NIELSEN	48	18:01	6	23	29	3-	12	2	1	1	93	6.5
D	2	MARK STREIT	48	23:20	6	21	27	14-	22	3	0	1	83	7.2
R	21	KYLE OKPOSO	48	16:57	4	20	24	2-	38	0	0	0	101	4.0
R	40	MICHAEL GRABNER	45	14:47	16	5	21	4	12	2	1	3	108	14.8
C	12	JOSH BAILEY	38	16:22	11	8	19	7	6	0	0	1	76	14.5
R	13	COLIN MCDONALD	45	11:22	7	10	17	1-	32	1	0	0	82	8.5
C	53	*CASEY CIZIKAS	45	10:47	6	9	15	0	14	0	0	1	45	13.3
D	11	LUBOMIR VISNOVSKY	35	22:48	3	11	14	12	20	1	0	0	69	4.3
C	10	KEITH AUCOIN	41	12:29	6	6	12	1-	4	1	0	1	50	12.0
D	47	ANDREW MACDONALD	48	23:31	3	9	12	2-	20	1	0	1	45	6.7
L	17	MATT MARTIN	48	11:54	4	7	11	2-	63	1	0	1	67	6.0
D	3	TRAVIS HAMONIC	48	22:48	3	7	10	8-	28	1	0	1	83	3.6
L	41	DAVID ULLSTROM	20	9:29	2	3	5	2-	6	0	0	1	28	7.1
C	16	MARTY REASONER	31	11:13	0	5	5	3-	4	0	0	0	34	.0
D	14	*THOMAS HICKEY	39	16:51	1	3	4	9	8	0	0	1	40	2.5
D	37	*BRIAN STRAIT	19	17:09	0	4	4	4	10	0	0	0	13	.0
G	20	EVGENI NABOKOV	41	60:22	0	4	4	0	6	0	0	0	0	.0
D	4	RADEK MARTINEK	13	16:08	3	0	3	2-	4	0	0	1	12	25.0
C	27	*ANDERS LEE	2	8:12	1	1	2	3-	0	0	0	0	2	50.0
L	6	JESSE JOENSUU	7	10:08	0	2	2	2	6	0	0	0	15	.0
D	7	MATT CARKNER	22	12:35	0	2	2	2-	46	0	0	0	19	.0
D	52	*JOE FINLEY	16	11:57	0	1	1	5-	20	0	0	0	2	.0
G	39	RICK DIPIETRO	3	58:32	0	0	0	0	0	0	0	0	0	.0
G	60	KEVIN POULIN	5	51:31	0	0	0	0	0	0	0	0	0	.0
L	36	ERIC BOULTON	15	5:40	0	0	0	4-	36	0	0	0	5	.0

NEW YORK RANGERS

POS	NO.	PLAYER	GP	TOI	G	A	PTS	+/-	PIM	PP	SH	GW	S	PCTG
C	21	DEREK STEPAN	48	20:55	18	26	44	25	12	4	1	6	108	16.7
L	61	RICK NASH	44	19:58	21	21	42	16	26	3	1	3	176	11.9
C	19	BRAD RICHARDS	46	18:48	11	23	34	8	14	3	0	1	110	10.0
R	24	RYAN CALLAHAN	45	21:30	16	15	31	9	12	6	2	4	144	11.1
C	16	DERICK BRASSARD	47	16:33	12	17	29	1	16	3	0	1	88	13.6
L	62	CARL HAGELIN	48	17:18	10	14	24	10	18	1	0	1	132	7.6
D	4	MICHAEL DEL ZOTTO	46	23:10	3	18	21	6	18	0	1	0	81	3.7
D	27	RYAN MCDONAGH	47	24:21	4	15	19	13	22	0	0	1	83	4.8
L	29	RYANE CLOWE	40	16:37	3	16	19	1	93	1	0	0	87	3.4
D	5	DAN GIRARDI	46	25:24	2	12	14	1-	16	0	0	1	81	2.5
L	14	TAYLOR PYATT	48	13:06	6	5	11	5	6	1	0	0	56	10.7
D	18	MARC STAAL	21	24:27	2	9	11	4	14	1	0	0	20	10.0
C	36	MATS ZUCCARELLO	15	16:25	3	5	8	10	8	0	0	0	27	11.1
D	6	ANTON STRALMAN	48	18:02	4	3	7	14	16	0	0	0	66	6.1
D	17	JOHN MOORE	30	13:19	1	6	7	4	7	0	0	0	29	3.4
C	22	BRIAN BOYLE	38	14:12	2	3	5	13-	29	0	0	1	56	3.6
C	47	*J.T. MILLER	26	13:31	2	2	4	7-	8	1	0	0	43	4.7
C	20	*CHRIS KREIDER	23	10:06	2	1	3	1-	6	0	0	0	19	10.5
D	44	STEVE EMINGER	35	13:02	0	3	3	9	8	0	0	0	22	.0
R	45	ARRON ASHAM	27	6:37	2	0	2	2	50	0	0	0	14	14.3
R	36	BENN FERRIERO	4	9:36	0	1	1	0	0	0	0	0	4	.0
C	28	KRIS NEWBURY	6	7:53	0	1	1	1	9	0	0	0	4	.0
D	40	ROMAN HAMRLIK	16	11:28	0	1	1	4-	8	0	0	0	7	.0
G	30	HENRIK LUNDQVIST	43	59:53	0	1	1	0	0	0	0	0	0	.0
R	42	BRANDON SEGAL	1	5:21	0	0	0	0	2	0	0	0	0	.0
L	58	*CHRISTIAN THOMAS	1	12:46	0	0	0	0	0	0	0	0	2	.0
L	40	*BRANDON MASHINTER	4	5:55	0	0	0	2-	0	0	0	0	2	.0
G	43	MARTIN BIRON	6	55:57	0	0	0	0	0	0	0	0	0	.0
C	32	MICHEAL HALEY	9	6:37	0	0	0	1-	12	0	0	0	4	.0
D	97	MATT GILROY	15	9:33	0	0	0	3-	6	0	0	0	14	.0
D	41	STU BICKEL	16	5:31	0	0	0	2-	49	0	0	0	2	.0
C	8	DARROLL POWE	42	8:59	0	0	0	1-	27	0	0	0	23	.0

OTTAWA SENATORS

POS	NO.	PLAYER	GP	TOI	G	A	PTS	+/-	PIM	PP	SH	GW	S	PCTG
C	7	KYLE TURRIS	48	19:38	12	17	29	6	24	3	0	2	118	10.2
C	89	*CORY CONACHER	47	13:58	11	18	29	3	20	1	0	3	67	16.4
D	55	SERGEI GONCHAR	45	23:59	3	24	27	4	26	2	0	3	85	3.5
R	11	DANIEL ALFREDSSON	47	19:20	10	16	26	1	33	3	0	2	101	9.9
C	93	*MIKA ZIBANEJAD	42	13:33	7	13	20	9	6	3	0	0	90	7.8
R	33	*JAKOB SILFVERBERG	48	16:13	10	9	19	9	12	2	1	2	134	7.5
C	14	COLIN GREENING	47	14:43	8	11	19	5	11	2	0	2	80	10.0
D	46	*PATRICK WIERCIOCH	42	15:41	5	14	19	9	39	3	0	0	81	6.2
C	15	ZACK SMITH	48	15:08	4	11	15	9-	56	0	0	0	94	4.3
D	65	ERIK KARLSSON	17	27:09	6	8	14	8	8	2	1	2	79	7.6
D	4	CHRIS PHILLIPS	48	21:02	5	9	14	5-	43	1	0	0	89	5.6
L	9	MILAN MICHALEK	23	18:11	4	10	14	8	17	0	0	0	58	6.9
R	25	CHRIS NEIL	48	13:51	4	8	12	0	144	0	0	3	87	4.6
R	22	ERIK CONDRA	48	13:10	4	8	12	3	34	0	0	0	73	5.5
D	3	MARC METHOT	47	22:13	2	9	11	2	31	0	0	0	53	3.8
L	73	GUILLAUME LATENDRESS	27	14:48	6	4	10	2-	8	1	0	0	53	11.3
D	61	ANDRE BENOIT	33	16:25	3	7	10	3-	8	1	0	2	50	6.0
C	18	JIM O'BRIEN	29	11:25	5	1	6	2-	8	1	0	0	38	13.2
D	62	*ERIC GRYBA	33	20:16	2	4	6	3-	26	0	0	0	51	3.9
C	19	JASON SPEZZA	5	19:10	2	3	5	3	2	1	0	0	12	16.7
C	44	*JEAN-GABRIEL PAGEAU	9	11:29	2	2	4	3	0	0	0	2	14	14.3
C	13	PETER REGIN	27	11:31	0	3	3	4-	8	0	0	0	37	.0
L	59	*DAVE DZIURZYNSKI	12	12:32	2	0	2	1-	13	0	0	0	20	10.0
C	24	*STEPHANE DA COSTA	9	11:51	1	1	2	3-	0	0	0	0	15	6.7
D	2	JARED COWEN	7	20:17	1	0	1	1	10	0	0	0	8	12.5
L	28	*MATT KASSIAN	15	6:22	1	0	1	0	47	0	0	0	6	16.7
D	10	MIKE LUNDIN	11	15:30	0	1	1	2-	0	0	0	0	13	.0
C	68	*MIKE HOFFMAN	3	12:19	0	0	0	1-	2	0	0	0	6	.0
R	16	*MARK STONE	4	10:00	0	0	0	1-	2	0	0	0	3	.0
C	57	*DEREK GRANT	5	8:39	0	0	0	1-	0	0	0	0	5	.0
D	74	*MARK BOROWIECKI	6	12:59	0	0	0	1	18	0	0	0	1	.0
G	40	*ROBIN LEHNER	12	61:14	0	0	0	0	0	0	0	0	0	.0
G	41	CRAIG ANDERSON	24	59:11	0	0	0	0	0	0	0	0	0	.0

PHILADELPHIA FLYERS

POS	NO.	PLAYER	GP	TOI	G	A	PTS	+/-	PIM	PP	SH	GW	S	PCTG
R	28	CLAUDE GIROUX	48	21:10	13	35	48	7-	22	6	1	2	137	9.5
R	93	JAKUB VORACEK	48	17:14	22	24	46	7-	35	8	0	3	129	17.1
R	17	WAYNE SIMMONDS	45	15:38	15	17	32	7-	82	6	0	4	110	13.6
D	44	KIMMO TIMONEN	45	21:45	5	24	29	3	36	3	0	1	78	6.4
C	10	BRAYDEN SCHENN	47	15:31	8	18	26	8-	24	2	0	0	79	10.1
R	24	MATT READ	42	18:01	11	13	24	1	2	1	0	2	72	15.3
C	48	DANNY BRIERE	34	16:03	6	10	16	13-	10	3	0	1	87	6.9
L	12	SIMON GAGNE	38	14:08	5	11	16	1-	8	2	0	0	76	6.6
C	14	SEAN COUTURIER	46	15:53	4	11	15	8-	10	0	0	0	75	5.3
L	26	RUSLAN FEDOTENKO	47	12:34	4	9	13	8	12	0	0	1	43	9.3
L	19	SCOTT HARTNELL	32	15:52	8	3	11	5-	70	4	0	1	74	10.8
D	22	LUKE SCHENN	47	21:51	3	8	11	3	34	0	0	0	81	3.7
C	25	MAXIME TALBOT	35	15:25	5	5	10	2	23	0	1	0	41	12.2
R	9	MIKE KNUBLE	28	12:55	4	4	8	4-	20	1	0	1	31	12.9
D	29	ERIK GUSTAFSSON	27	20:08	3	5	8	1-	2	0	0	1	36	8.3
D	27	BRUNO GERVAIS	37	17:07	1	5	6	17-	10	0	0	0	49	2.0
L	15	*TYE MCGINN	18	12:43	3	2	5	0	19	0	0	1	33	9.1
C	36	ZAC RINALDO	32	8:22	3	2	5	7-	85	0	0	0	15	20.0
D	3	KURTIS FOSTER	23	13:05	1	4	5	0	25	1	0	0	21	4.8
D	5	BRAYDON COBURN	33	22:36	1	4	5	10-	41	0	0	0	38	2.6
D	8	NICKLAS GROSSMANN	30	18:19	1	3	4	1-	21	0	0	0	21	4.8
R	18	ADAM HALL	37	10:31	0	4	4	0	23	0	0	0	34	.0
D	38	*OLIVER LAURIDSEN	15	15:08	2	1	3	0	34	0	0	2	14	14.3
G	30	ILYA BRYZGALOV	40	57:26	0	3	3	0	0	0	0	0	0	.0
D	32	*BRANDON MANNING	6	14:48	0	2	2	4	0	0	0	0	5	.0
D	41	ANDREJ MESZAROS	11	18:27	0	2	2	9-	2	0	0	0	18	.0
R	42	*JASON AKESON	1	12:23	1	0	1	2	0	0	0	0	2	50.0
L	37	JAY ROSEHILL	11	6:47	1	0	1	4-	64	0	0	1	7	14.3
L	37	HARRY ZOLNIERCZYK	7	7:22	0	1	1	0	36	0	0	0	4	.0
D	23	KENT HUSKINS	19	15:39	0	1	1	3-	4	0	0	0	4	.0
G	35	STEVE MASON	20	54:30	0	1	1	0	0	0	0	0	0	.0
L	45	JODY SHELLEY	1	7:58	0	0	0	0	0	0	0	0	0	.0
D	34	*MATTHEW KONAN	2	15:55	0	0	0	0	0	0	0	0	4	.0
G	33	BRIAN BOUCHER	4	36:00	0	0	0	0	0	0	0	0	0	.0
D	6	ANDREAS LILJA	4	16:46	0	0	0	1-	0	0	0	0	2	.0
L	11	*ERIC WELLWOOD	4	9:25	0	0	0	0	0	0	0	0	2	.0
L	21	*SCOTT LAUGHTON	5	11:31	0	0	0	0	0	0	0	0	10	.0

PHOENIX COYOTES

POS	NO.	PLAYER	GP	TOI	G	A	PTS	+/-	PIM	PP	SH	GW	S	PCTG
D	3	KEITH YANDLE	48	22:14	10	20	30	4	54	5	0	3	130	7.7
R	17	RADIM VRBATA	34	18:18	12	16	28	6	14	2	1	1	106	11.3
R	19	SHANE DOAN	48	18:03	13	14	27	6	37	0	0	2	129	10.1
L	89	MIKKEL BOEDKER	48	18:28	7	19	26	0	12	3	0	2	83	8.4
D	23	OLIVER EKMAN-LARSSON	48	25:05	3	21	24	5	26	0	0	1	101	3.0
C	11	MARTIN HANZAL	39	18:32	11	12	23	2	24	4	0	2	93	11.8
C	50	ANTOINE VERMETTE	48	18:14	13	8	21	3-	36	3	0	3	91	14.3
R	18	DAVID MOSS	45	15:33	5	15	20	3	21	1	1	0	82	6.1
C	24	KYLE CHIPCHURA	46	9:41	5	9	14	1	50	0	0	0	37	13.5
C	15	BOYD GORDON	48	15:00	4	10	14	0	8	0	0	0	59	6.8
L	28	LAURI KORPIKOSKI	36	17:07	6	5	11	3-	12	1	0	0	83	7.2
C	36	ROB KLINKHAMMER	22	12:13	5	6	11	7	10	1	0	1	34	14.7
D	53	DEREK MORRIS	39	21:23	0	11	11	6-	36	0	0	0	68	.0
D	29	*MICHAEL STONE	40	16:41	5	4	9	2	16	1	0	0	50	10.0
D	16	ROSTISLAV KLESLA	38	17:37	2	6	8	0	22	0	0	0	44	4.5
R	32	NICK JOHNSON	17	9:57	4	2	6	3	0	1	0	1	23	17.4
D	6	DAVID SCHLEMKO	30	17:13	1	5	6	8	12	0	0	0	35	2.9
L	12	PAUL BISSONNETTE	28	5:25	0	6	6	2	36	0	0	0	13	.0
R	14	CHRIS CONNER	12	11:22	1	1	2	3	2	0	0	0	15	6.7
D	4	ZBYNEK MICHALEK	34	21:18	0	2	2	4	14	0	0	0	42	.0
D	2	DAVID RUNDBLAD	8	13:44	0	1	1	5-	0	0	0	0	9	.0
C	21	*ANDY MIELE	1	9:02	0	0	0	1	0	0	0	0	0	.0
G	31	CHAD JOHNSON	4	61:39	0	0	0	0	0	0	0	0	0	.0
C	44	*CHRIS BROWN	5	7:38	0	0	0	0	2	0	0	0	6	.0
D	20	*CHRIS SUMMERS	6	12:39	0	0	0	3-	9	0	0	0	5	.0
C	49	ALEXANDRE BOLDUC	14	7:37	0	0	0	4-	2	0	0	0	17	.0
G	1	JASON LABARBERA	15	48:23	0	0	0	0	0	0	0	0	0	.0
G	41	MIKE SMITH	34	57:30	0	0	0	0	0	0	0	0	0	.0

PITTSBURGH PENGUINS

POS	NO.	PLAYER	GP	TOI	G	A	PTS	+/-	PIM	PP	SH	GW	S	PCTG
C	87	SIDNEY CROSBY	36	21:06	15	41	56	26	16	3	0	1	124	12.1
L	14	CHRIS KUNITZ	48	18:01	22	30	52	30	39	9	0	5	113	19.5
L	9	PASCAL DUPUIS	48	17:30	20	18	38	31	26	2	1	2	140	14.3
D	58	KRIS LETANG	35	25:38	5	33	38	16	8	1	0	1	95	5.3
L	18	JAMES NEAL	40	17:28	21	15	36	5	26	9	0	6	136	15.4
R	12	JAROME IGINLA	44	18:48	14	19	33	5-	31	6	0	3	134	10.4
C	71	EVGENI MALKIN	31	19:42	9	24	33	5	36	4	0	3	99	9.1
L	10	BRENDEN MORROW	44	14:51	12	13	25	3-	37	2	0	2	55	21.8
D	7	PAUL MARTIN	34	25:19	6	17	23	14	16	2	0	1	38	15.8
L	36	JUSSI JOKINEN	43	15:25	13	9	22	5-	24	3	0	3	74	17.6
L	24	MATT COOKE	48	14:42	8	13	21	2-	36	0	0	1	61	13.1
C	16	BRANDON SUTTER	48	16:24	11	8	19	3	4	3	0	5	82	13.4
D	2	MATT NISKANEN	40	20:21	4	10	14	4	12	0	0	2	67	6.0
R	19	*BEAU BENNETT	26	12:18	3	11	14	7	6	1	0	2	30	10.0
C	48	TYLER KENNEDY	46	12:27	6	5	11	6-	19	1	0	1	100	6.0
R	27	CRAIG ADAMS	48	11:09	3	6	9	1-	28	0	1	0	46	6.5
D	44	BROOKS ORPIK	46	22:17	0	8	8	17	32	0	0	0	32	.0
D	47	*SIMON DESPRES	33	15:06	2	5	7	9	20	0	0	0	33	6.1
C	17	DUSTIN JEFFREY	24	11:30	3	3	6	1	2	0	0	0	26	11.5
D	3	DOUGLAS MURRAY	43	17:35	1	5	6	9-	35	0	0	0	27	3.7
D	5	DERYK ENGELLAND	42	13:55	0	6	6	5	54	0	0	0	31	.0
C	46	JOE VITALE	33	9:31	2	3	5	7-	17	0	0	1	26	7.7
D	41	*ROBERT BORTUZZO	15	13:17	2	2	4	3	27	0	0	0	10	20.0
L	15	TANNER GLASS	48	10:04	1	1	2	11-	62	1	0	0	38	2.6
G	92	TOMAS VOKOUN	20	51:25	0	2	2	0	2	0	0	0	0	.0
G	29	MARC-ANDRE FLEURY	33	56:17	0	2	2	0	2	0	0	0	0	.0
L	33	STEVE MACINTYRE	1	4:31	0	0	0	0	12	0	0	0	0	.0
C	23	TREVOR SMITH	1	10:24	0	0	0	0	0	0	0	0	0	.0
D	42	DYLAN REESE	3	15:15	0	0	0	0	0	0	0	0	1	.0
D	4	MARK EATON	23	17:58	0	0	0	9	4	0	0	0	8	.0

SAN JOSE SHARKS

POS	NO.	PLAYER	GP	TOI	G	A	PTS	+/-	PIM	PP	SH	GW	S	PCTG
C	19	JOE THORNTON	48	18:22	7	33	40	6	26	2	0	1	85	8.2
C	39	LOGAN COUTURE	48	18:05	21	16	37	7	4	7	0	5	151	13.9
C	12	PATRICK MARLEAU	48	19:06	17	14	31	2-	24	6	1	3	150	11.3
C	8	JOE PAVELSKI	48	18:54	16	15	31	2	10	5	0	5	130	12.3
D	88	BRENT BURNS	30	16:16	9	11	20	0	20	2	0	0	81	11.1
D	22	DAN BOYLE	46	22:47	7	13	20	3	27	5	0	0	97	7.2
R	9	MARTIN HAVLAT	40	15:50	8	10	18	7	30	1	0	1	89	9.0
L	13	RAFFI TORRES	39	13:16	7	11	18	0	17	1	0	0	60	11.7
C	23	SCOTT GOMEZ	39	13:32	2	13	15	10-	22	0	0	0	58	3.4
L	21	TJ GALIARDI	36	13:52	5	9	14	1	14	1	0	0	68	7.4
C	57	TOMMY WINGELS	42	14:14	5	8	13	9-	26	0	1	0	69	7.2
D	52	*MATT IRWIN	38	19:06	6	6	12	1-	10	4	0	0	79	7.6
D	44	MARC-EDOUARD VLASIC	48	20:49	3	4	7	5	29	0	0	0	59	5.1
D	61	JUSTIN BRAUN	41	18:48	0	7	7	5-	6	0	0	0	48	.0
D	7	BRAD STUART	48	20:27	0	6	6	4	25	0	0	0	39	.0
C	15	JAMES SHEPPARD	32	11:44	1	3	4	9-	12	0	0	1	40	2.5
C	10	ANDREW DESJARDINS	42	10:07	2	1	3	6-	61	0	0	0	51	3.9
D	5	JASON DEMERS	22	18:37	1	2	3	4-	10	0	0	0	27	3.7
R	37	ADAM BURISH	46	10:34	1	2	3	7-	25	0	1	0	39	2.6
L	46	TIM KENNEDY	13	13:35	2	0	2	3-	2	0	0	1	24	8.3
D	80	*MATT TENNYSON	4	15:42	0	2	2	2	2	0	0	0	8	.0
D	27	SCOTT HANNAN	33	19:20	0	1	1	14-	22	0	0	0	25	.0
G	31	ANTTI NIEMI	43	60:01	0	1	1	0	2	0	0	0	0	.0
C	38	BRACKEN KEARNS	1	12:04	0	0	0	0	0	0	0	0	0	.0
D	54	*NICK PETRECKI	1	11:58	0	0	0	0	0	0	0	0	0	.0
R	42	*MATT PELECH	2	9:03	0	0	0	0	7	0	0	0	0	.0
G	32	*ALEX STALOCK	2	20:54	0	0	0	0	0	0	0	0	0	.0
G	1	THOMAS GREISS	6	51:22	0	0	0	0	0	0	0	0	0	.0

ST. LOUIS BLUES

POS	NO.	PLAYER	GP	TOI	G	A	PTS	+/-	PIM	PP	SH	GW	S	PCTG
R	25	CHRIS STEWART	48	15:49	18	18	36	0	40	6	0	3	97	18.6
R	42	DAVID BACKES	48	19:36	6	22	28	5	62	1	0	1	100	6.0
C	20	ALEXANDER STEEN	40	18:59	8	19	27	5	14	3	0	3	129	6.2
C	21	PATRIK BERGLUND	48	16:49	17	8	25	2-	12	5	2	3	74	23.0
L	57	DAVID PERRON	48	18:00	10	15	25	0	44	2	0	2	84	11.9
D	27	ALEX PIETRANGELO	47	25:06	5	19	24	0	10	2	0	0	93	5.4
D	22	KEVIN SHATTENKIRK	48	21:18	5	18	23	2	20	2	0	0	84	6.0
D	19	JAY BOUWMEESTER	47	24:38	7	15	22	6-	22	1	0	0	79	8.9
C	10	ANDY MCDONALD	37	17:15	7	14	21	2-	16	1	0	2	86	8.1
C	74	T.J. OSHIE	30	19:05	7	13	20	5-	15	2	1	1	65	10.8
R	91	*VLADIMIR TARASENKO	38	13:24	8	11	19	1	10	3	0	1	75	10.7
C	17	VLADIMIR SOBOTKA	48	15:27	8	11	19	4-	35	1	0	2	69	11.6
C	9	*JADEN SCHWARTZ	45	12:28	7	6	13	4-	4	0	0	1	50	14.0
D	5	BARRET JACKMAN	46	19:19	3	9	12	6	39	0	0	0	39	7.7
D	33	JORDAN LEOPOLD	39	20:04	2	8	10	8-	14	0	0	0	60	3.3
L	32	CHRIS PORTER	29	11:38	2	6	8	5	0	0	0	2	46	4.3
D	4	KRIS RUSSELL	33	16:02	1	6	7	6	9	1	0	0	41	2.4
R	75	RYAN REAVES	43	7:26	4	2	6	3	79	0	0	1	24	16.7
R	79	ADAM CRACKNELL	20	8:36	2	4	6	3	4	0	0	0	21	9.5
D	46	ROMAN POLAK	48	18:25	1	5	6	2-	48	0	0	1	39	2.6
C	12	SCOTT NICHOL	30	9:46	1	0	1	2-	25	0	0	1	13	7.7
R	15	JAMIE LANGENBRUNNER	4	9:46	0	1	1	1	0	0	0	0	5	.0
D	28	IAN COLE	15	17:44	0	1	1	4-	10	0	0	0	10	.0
G	41	JAROSLAV HALAK	16	50:47	0	1	1	0	0	0	0	0	0	.0
C	23	ANDREW MURRAY	1	7:49	0	0	0	0	0	0	0	0	2	.0
R	26	*DMITRIJ JASKIN	2	7:29	0	0	0	1-	0	0	0	0	2	.0
G	34	*JAKE ALLEN	15	53:35	0	0	0	0	0	0	0	0	0	.0
G	1	BRIAN ELLIOTT	24	53:49	0	0	0	0	0	0	0	0	0	.0

TAMPA BAY LIGHTNING

POS	NO.	PLAYER	GP	TOI	G	A	PTS	+/-	PIM	PP	SH	GW	S	PCTG
R	26	MARTIN ST LOUIS	48	21:59	17	43	60	0	14	3	0	2	112	15.2
C	91	STEVEN STAMKOS	48	22:01	29	28	57	4-	32	10	0	2	157	18.5
R	16	TEDDY PURCELL	48	16:44	11	25	36	1-	12	3	0	2	94	11.7
C	4	VINCENT LECAVALIER	39	17:52	10	22	32	5-	29	5	0	0	86	11.6
D	25	MATTHEW CARLE	48	23:44	5	17	22	1	4	2	0	0	66	7.6
L	67	BENOIT POULIOT	34	13:14	8	12	20	8	15	0	0	1	60	13.3
D	77	VICTOR HEDMAN	44	22:39	4	16	20	1	31	0	0	0	76	5.3
C	17	*ALEXANDER KILLORN	38	16:49	7	12	19	6-	14	1	0	2	82	8.5
D	6	SAMI SALO	46	20:59	2	15	17	5	16	1	0	0	48	4.2
C	11	TOM PYATT	43	13:34	8	8	16	5	12	0	0	1	60	13.3
C	44	NATE THOMPSON	45	14:20	7	8	15	2-	17	0	0	0	58	12.1
D	2	ERIC BREWER	48	20:30	4	8	12	3	30	1	0	1	56	7.1
R	71	*RICHARD PANIK	25	11:19	5	4	9	2-	4	1	0	1	34	14.7
L	12	RYAN MALONE	24	15:44	6	2	8	3-	22	2	0	1	37	16.2
R	19	B.J. CROMBEEN	44	11:04	1	7	8	4	112	0	0	0	50	2.0
D	3	KEITH AULIE	45	12:49	2	5	7	1	60	0	0	0	37	5.4
C	63	*TYLER JOHNSON	14	13:04	3	3	6	3	4	0	0	0	11	27.3
D	75	*RADKO GUDAS	22	16:59	2	3	5	3	38	0	0	1	31	6.5
L	74	*ONDREJ PALAT	14	11:44	2	2	4	5	0	0	0	1	16	12.5
C	42	DANA TYRELL	21	10:21	1	3	4	3-	4	0	0	0	19	5.3
L	76	*PIERRE-CEDRIC LABRIE	19	8:33	2	1	3	2	30	0	0	0	16	12.5
R	14	BRETT CONNOLLY	5	10:16	1	0	1	3-	0	1	0	0	10	10.0
D	29	BRENDAN MIKKELSON	4	9:45	0	1	1	1	6	0	0	0	0	.0
G	39	ANDERS LINDBACK	24	54:20	0	1	1	0	0	0	0	0	0	.0
D	28	MATHIEU ROY	1	14:07	0	0	0	1-	0	0	0	0	0	.0
R	34	JT WYMAN	1	13:31	0	0	0	1-	0	0	0	0	0	.0
L	10	MIKE ANGELIDIS	1	7:22	0	0	0	0	0	0	0	0	0	.0
D	8	*MARK BARBERIO	2	15:29	0	0	0	2-	0	0	0	0	1	.0
D	55	MATT TAORMINA	2	16:38	0	0	0	1-	0	0	0	0	0	.0
D	62	*ANDREJ SUSTR	2	10:43	0	0	0	1	0	0	0	0	2	.0
G	30	CEDRICK DESJARDINS	3	53:22	0	0	0	0	0	0	0	0	0	.0
G	32	MATHIEU GARON	18	50:33	0	0	0	0	0	0	0	0	0	.0
D	15	BRIAN LEE	22	13:55	0	0	0	13-	16	0	0	0	13	.0
G	30	BEN BISHOP	22	57:18	0	0	0	0	2	0	0	0	0	.0

TORONTO MAPLE LEAFS

POS	NO.	PLAYER	GP	TOI	G	A	PTS	+/-	PIM	PP	SH	GW	S	PCTG
C	81	PHIL KESSEL	48	19:48	20	32	52	3-	18	6	0	4	161	12.4
C	43	NAZEM KADRI	48	16:03	18	26	44	15	23	5	0	1	107	16.8
L	21	JAMES VAN RIEMSDYK	48	19:12	18	14	32	7-	26	5	0	3	140	12.9
D	4	CODY FRANSON	45	18:47	4	25	29	4	8	3	0	0	70	5.7
C	42	TYLER BOZAK	46	20:18	12	16	28	1-	6	4	1	3	61	19.7
D	3	DION PHANEUF	48	25:10	9	19	28	4-	65	3	0	1	88	10.2
L	41	NIKOLAI KULEMIN	48	16:44	7	16	23	5-	22	0	0	0	72	9.7
L	16	CLARKE MACARTHUR	40	14:54	8	12	20	3	26	2	0	1	62	12.9
R	19	JOFFREY LUPUL	16	16:07	11	7	18	8	12	3	0	3	42	26.2
C	11	JAY MCCLEMENT	48	15:14	8	9	17	0	11	0	0	0	48	16.7
C	84	MIKHAIL GRABOVSKI	48	15:34	9	7	16	10-	24	0	0	1	80	11.3
D	36	CARL GUNNARSSON	37	21:16	1	14	15	5	14	0	0	0	28	3.6
R	39	MATT FRATTIN	25	13:13	7	6	13	6	4	0	0	3	42	16.7
D	24	JOHN-MICHAEL LILES	32	18:46	2	9	11	1-	4	0	0	0	47	4.3
C	47	*LEO KOMAROV	42	13:56	4	5	9	1-	18	0	0	3	51	7.8
D	53	MICHAEL KOSTKA	35	22:04	0	8	8	7-	27	0	0	0	49	.0
D	45	MARK FRASER	45	16:57	0	8	8	18	85	0	0	0	33	.0
D	23	RYAN O'BYRNE	42	18:31	2	4	6	4-	60	0	0	0	26	7.7
L	38	FRAZER MCLAREN	36	5:12	3	2	5	0	102	0	0	2	20	15.0
R	28	COLTON ORR	44	6:23	1	3	4	4	155	0	0	0	13	7.7
D	51	JAKE GARDINER	12	20:28	0	4	4	0	0	0	0	0	12	.0
D	55	*KORBINIAN HOLZER	22	18:30	2	1	3	12-	28	0	0	1	16	12.5
L	48	RYAN HAMILTON	10	10:51	0	2	2	1	0	0	0	0	6	.0
G	34	JAMES REIMER	33	56:14	0	1	1	0	0	0	0	0	0	.0
G	40	*JUSSI RYNNAS	1	10:20	0	0	0	0	0	0	0	0	0	.0
D	8	MIKE KOMISAREK	4	15:20	0	0	0	2	2	0	0	0	1	.0
C	32	*JOE COLBORNE	5	9:07	0	0	0	1-	2	0	0	0	4	.0
G	30	BEN SCRIVENS	20	51:14	0	0	0	0	6	0	0	0	0	.0

VANCOUVER CANUCKS

POS	NO.	PLAYER	GP	TOI	G	A	PTS	+/-	PIM	PP	SH	GW	S	PCTG
C	33	HENRIK SEDIN	48	19:20	11	34	45	19	24	1	1	1	70	15.7
L	22	DANIEL SEDIN	47	19:01	12	28	40	12	18	3	0	3	138	8.7
C	15	DEREK ROY	42	18:35	7	21	28	4	6	2	0	1	85	8.2
R	36	JANNIK HANSEN	47	17:33	10	17	27	12	8	1	0	2	99	10.1
L	14	ALEXANDRE BURROWS	47	18:54	13	11	24	15	54	1	0	2	140	9.3
D	2	DAN HAMHUIS	47	23:23	4	20	24	9	12	0	1	0	61	6.6
L	21	MASON RAYMOND	46	15:49	10	12	22	2	16	4	0	1	79	12.7
D	23	ALEXANDER EDLER	45	23:50	8	14	22	5-	37	5	0	0	113	7.1
D	5	JASON GARRISON	47	21:41	8	8	16	18	28	3	0	2	94	8.5
L	20	CHRIS HIGGINS	41	16:24	10	5	15	4-	10	0	0	1	77	13.0
C	17	RYAN KESLER	17	18:57	4	9	13	5-	12	2	0	1	36	11.1
D	3	KEVIN BIEKSA	36	21:56	6	6	12	6	48	2	0	1	77	7.8
R	9	ZACK KASSIAN	39	13:28	7	4	11	7-	51	2	0	1	49	14.3
C	40	MAXIM LAPIERRE	48	12:35	4	6	10	6-	45	0	0	1	54	7.4
C	45	*JORDAN SCHROEDER	31	13:42	3	6	9	0	4	1	0	2	28	10.7
D	8	CHRISTOPHER TANEV	38	17:17	2	5	7	4	10	0	0	1	20	10.0
R	32	DALE WEISE	40	9:33	3	3	6	7-	43	0	0	2	35	8.6
C	25	ANDREW EBBETT	28	12:19	1	5	6	1-	4	0	0	0	23	4.3
L	29	TOM SESTITO	30	6:25	3	0	3	2-	65	0	0	1	14	21.4
L	7	DAVID BOOTH	12	12:45	1	2	3	3-	4	0	0	0	27	3.7
D	18	CAM BARKER	14	14:11	0	2	2	3-	4	0	0	0	19	.0
D	4	KEITH BALLARD	36	15:28	0	2	2	2-	29	0	0	0	35	.0
D	41	ANDREW ALBERTS	24	15:10	0	1	1	7-	32	0	0	0	15	.0
G	35	CORY SCHNEIDER	30	57:46	0	1	1	0	0	0	0	0	0	.0
L	42	*BILL SWEATT	1	12:24	0	0	0	1-	0	0	0	0	0	.0
D	38	DEREK JOSLIN	2	16:59	0	0	0	2-	0	0	0	0	2	.0
L	46	*NICKLAS JENSEN	2	13:51	0	0	0	1-	0	0	0	0	0	.0
D	26	*FRANK CORRADO	3	19:24	0	0	0	1-	0	0	0	0	4	.0
R	44	ANDREW GORDON	6	8:25	0	0	0	1-	0	0	0	0	2	.0
C	27	MANNY MALHOTRA	9	11:07	0	0	0	3-	0	0	0	0	2	.0
R	13	STEVEN PINIZZOTTO	12	9:59	0	0	0	6-	29	0	0	0	9	.0
G	1	ROBERTO LUONGO	20	59:50	0	0	0	0	0	0	0	0	0	.0

WASHINGTON CAPITALS

POS	NO.	PLAYER	GP	TOI	G	A	PTS	+/-	PIM	PP	SH	GW	S	PCTG
L	8	ALEX OVECHKIN	48	20:53	32	24	56	2	36	16	0	4	220	14.5
C	9	MIKE RIBEIRO	48	17:50	13	36	49	4-	53	6	0	1	63	20.6
C	19	NICKLAS BACKSTROM	48	19:54	8	40	48	8	20	3	0	1	82	9.8
R	20	TROY BROUWER	47	18:32	19	14	33	5-	28	7	1	5	111	17.1
D	52	MIKE GREEN	35	24:51	12	14	26	3-	20	4	0	2	96	12.5
R	10	MARTIN ERAT	45	17:55	5	19	24	7-	30	1	0	2	69	7.2
C	90	MARCUS JOHANSSON	34	16:35	6	16	22	3	4	3	0	1	40	15.0
D	74	JOHN CARLSON	48	23:01	6	16	22	11	18	0	0	0	97	6.2
R	42	JOEL WARD	39	15:07	8	12	20	7	12	1	1	1	52	15.4
R	16	ERIC FEHR	41	13:22	9	8	17	14	10	2	1	2	72	12.5
C	85	MATHIEU PERREAULT	39	11:40	6	11	17	7	20	2	0	1	47	12.8
L	25	JASON CHIMERA	47	12:40	3	11	14	5-	48	0	0	0	92	3.3
L	17	WOJTEK WOLSKI	27	13:21	4	5	9	1	6	0	0	2	49	8.2
D	38	JACK HILLEN	23	17:36	3	6	9	9	14	0	0	1	28	10.7
D	61	STEVE OLEKSY	28	17:16	1	8	9	9	33	0	0	0	25	4.0
C	26	MATT HENDRICKS	48	11:43	5	3	8	6-	73	0	0	1	54	9.3
C	83	JAY BEAGLE	48	12:06	2	6	8	1-	14	0	0	1	56	3.6
D	36	*TOMAS KUNDRATEK	25	16:08	1	6	7	5-	8	0	0	0	23	4.3
D	4	JOHN ERSKINE	30	18:27	3	3	6	10	34	0	0	0	32	9.4
D	27	KARL ALZNER	48	20:57	1	4	5	6-	14	0	0	0	39	2.6
C	21	BROOKS LAICH	9	16:32	1	3	4	2	6	0	0	0	10	10.0
D	55	JEFF SCHULTZ	26	14:15	0	3	3	6-	12	0	0	0	12	.0
R	15	JOEY CRABB	26	9:25	2	0	2	1-	8	0	0	0	20	10.0
L	24	AARON VOLPATTI	33	8:20	1	1	2	2-	35	0	0	0	21	4.8
D	3	TOM POTI	16	15:13	0	2	2	2-	2	0	0	0	8	.0
G	70	BRADEN HOLTBY	36	58:02	0	2	2	0	2	0	0	0	0	.0
D	81	DMITRY ORLOV	5	14:56	0	1	1	5	0	0	0	0	1	.0
D	45	*CAMERON SCHILLING	1	11:58	0	0	0	1-	0	0	0	0	0	.0
G	31	*PHILIPP GRUBAUER	2	41:59	0	0	0	0	0	0	0	0	0	.0
G	30	MICHAL NEUVIRTH	13	55:37	0	0	0	0	0	0	0	0	0	.0

WINNIPEG JETS

POS	NO.	PLAYER	GP	TOI	G	A	PTS	+/-	PIM	PP	SH	GW	S	PCTG
L	16	ANDREW LADD	48	19:40	18	28	46	10	22	3	0	4	121	14.9
R	26	BLAKE WHEELER	48	18:48	19	22	41	3-	28	2	0	2	129	14.7
L	9	EVANDER KANE	48	20:27	17	16	33	3-	80	2	0	4	190	8.9
R	18	BRYAN LITTLE	48	19:47	7	25	32	8	4	2	0	2	84	8.3
D	33	DUSTIN BYFUGLIEN	43	24:24	8	20	28	1-	34	4	0	2	142	5.6
C	80	NIK ANTROPOV	40	15:57	6	12	18	6	16	2	0	0	56	10.7
D	24	GRANT CLITSOME	44	18:50	4	12	16	10	18	2	0	0	56	7.1
C	13	KYLE WELLWOOD	39	12:58	6	9	15	0	2	0	0	2	37	16.2
D	39	TOBIAS ENSTROM	22	22:31	4	11	15	8-	8	1	0	2	21	19.0
C	12	OLLI JOKINEN	45	17:07	7	7	14	19-	14	0	0	0	85	8.2
D	44	ZACH BOGOSIAN	33	23:07	5	9	14	5-	29	0	0	0	85	5.9
D	6	RON HAINSEY	47	22:51	0	13	13	8-	10	0	0	0	52	.0
C	8	ALEXANDER BURMISTROV	44	15:38	4	6	10	0	14	0	0	0	55	7.3
D	4	*PAUL POSTMA	34	15:01	4	5	9	5-	6	2	0	0	32	12.5
R	20	ANTTI MIETTINEN	22	12:38	3	2	5	3-	2	0	0	2	26	11.5
C	17	JAMES WRIGHT	38	11:35	2	3	5	5-	31	0	0	0	32	6.3
C	15	MIKE SANTORELLI	34	11:51	2	2	4	12-	2	0	0	0	35	5.7
R	22	CHRIS THORBURN	42	6:19	2	2	4	5-	70	0	0	0	13	15.4
D	5	MARK STUART	42	16:42	2	2	4	5	53	0	0	0	40	5.0
D	25	*ZACH REDMOND	8	19:34	1	3	4	0	12	0	1	0	13	7.7
C	27	ERIC TANGRADI	41	10:05	1	3	4	2-	22	0	0	0	48	2.1
C	21	AARON GAGNON	10	8:09	3	0	3	2	2	0	0	1	11	27.3
C	19	JIM SLATER	26	10:27	1	1	2	3-	19	0	0	0	22	4.5
R	14	*ANTHONY PELUSO	5	4:59	0	2	2	1	14	0	0	0	4	.0
D	7	DEREK MEECH	16	14:41	0	1	1	0	2	0	0	0	5	.0
C	55	*MARK SCHEIFELE	4	11:31	0	0	0	0	0	0	0	0	6	.0
G	35	AL MONTOYA	7	50:11	0	0	0	0	0	0	0	0	0	.0
C	28	PATRICE CORMIER	10	3:53	0	0	0	3-	7	0	0	0	4	.0
G	31	ONDREJ PAVELEC	44	58:00	0	0	0	0	2	0	0	0	0	.0

--- TRADED PLAYERS ---

POS	NO.	PLAYER	TEAM	GP	TOI	G	A	PT	+/-	PIM	PP	SH	GW	S	PCTG
D	47	MARC-ANDRE BERGERON	T.B	12	12:21	1	4	5	3	4	0	0	0	22	4.5
			CAR	13	15:03	0	4	4	7-	5	0	0	0	21	.0
			TOTAL	25	13:45	1	8	9	4-	9	0	0	0	43	2.3
G	30	BEN BISHOP	OTT	13	58:19	0	0	0	0	0	0	0	0	0	.0
			T.B	9	55:49	0	0	0	0	2	0	0	0	0	.0
			TOTAL	22	57:18	0	0	0	0	2	0	0	0	0	.0
D	19	JAY BOUWMEESTER	CGY	33	25:09	6	9	15	11-	16	1	0	0	55	10.9
			STL	14	23:23	1	6	7	5	6	0	0	0	24	4.2
			TOTAL	47	24:38	7	15	22	6-	22	1	0	0	79	8.9
L	23	ZACH BOYCHUK	CAR	1	10:13	0	0	0	0	0	0	0	0	0	.0
			PIT	7	11:37	0	0	0	2-	2	0	0	0	6	.0
			NSH	5	13:42	1	1	2	1	4	0	0	0	8	12.5
			TOTAL	13	12:18	1	1	2	1-	6	0	0	0	14	7.1
C	16	DERICK BRASSARD	CBJ	34	16:31	7	11	18	2-	16	1	0	1	63	11.1
			NYR	13	16:38	5	6	11	3	0	2	0	0	25	20.0
			TOTAL	47	16:33	12	17	29	1	16	3	0	1	88	13.6
D	3	*TJ BRENNAN	BUF	10	14:48	1	0	1	1-	6	1	0	0	18	5.6
			FLA	19	17:40	2	7	9	8-	2	0	0	0	24	8.3
			TOTAL	29	16:41	3	7	10	9-	8	1	0	0	42	7.1
R	13	MIKE BROWN	TOR	12	4:39	0	1	1	1	70	0	0	0	2	.0
			EDM	27	8:47	1	0	1	8-	53	0	0	0	16	6.3
			TOTAL	39	7:31	1	1	2	7-	123	0	0	0	18	5.6
R	19	BOBBY BUTLER	N.J	14	9:58	1	1	2	6-	0	1	0	0	13	7.7
			NSH	20	11:22	3	6	9	2-	4	0	0	0	28	10.7
			TOTAL	34	10:48	4	7	11	8-	4	1	0	0	41	9.8
L	29	RYANE CLOWE	S.J	28	16:27	0	11	11	4-	79	0	0	0	65	.0
			NYR	12	17:01	3	5	8	5	14	1	0	0	22	13.6
			TOTAL	40	16:37	3	16	19	1	93	1	0	0	87	3.4
L	72	ERIK COLE	MTL	19	15:39	3	3	6	1	10	0	0	2	41	7.3
			DAL	28	16:53	6	1	7	7-	10	1	0	0	45	13.3
			TOTAL	47	16:23	9	4	13	6-	20	1	0	2	86	10.5
L	**14**	**BLAKE COMEAU**	**CGY**	**33**	**12:17**	**4**	**3**	**7**	**9-**	**14**	**0**	**1**	**1**	**44**	**9.1**
			CBJ	**9**	**11:41**	**2**	**3**	**5**	**5**	**6**	**0**	**0**	**0**	**4**	**50.0**
			TOTAL	**42**	**12:09**	**6**	**6**	**12**	**4-**	**20**	**0**	**1**	**1**	**48**	**12.5**
C	89	*CORY CONACHER	T.B	35	14:21	9	15	24	3-	16	1	0	2	53	17.0
			OTT	12	12:50	2	3	5	6	4	0	0	1	14	14.3
			TOTAL	47	13:58	11	18	29	3	20	1	0	3	67	16.4
R	16	MATT D'AGOSTINI	STL	16	11:52	1	1	2	4-	2	0	0	0	19	5.3
			N.J	13	12:51	2	2	4	1-	6	0	0	0	14	14.3
			TOTAL	29	12:18	3	3	6	5-	8	0	0	0	33	9.1
L	16	KASPARS DAUGAVINS	OTT	19	11:25	1	2	3	7-	9	0	0	0	23	4.3
			BOS	6	9:42	0	1	1	1-	0	0	0	0	13	.0
			TOTAL	25	11:00	1	3	4	8-	9	0	0	0	36	2.8
D	44	DAVIS DREWISKE	L.A	20	14:27	1	3	4	3	14	1	0	0	20	5.0
			MTL	9	16:49	1	2	3	0	0	0	0	0	8	12.5
			TOTAL	29	15:11	2	5	7	3	14	1	0	0	28	7.1
D	5	KEATON ELLERBY	FLA	9	15:11	0	0	0	2-	36	0	0	0	8	.0
			L.A	35	14:17	0	3	3	5	16	0	0	0	15	.0
			TOTAL	44	14:28	0	3	3	3	52	0	0	0	23	.0
R	10	MARTIN ERAT	NSH	36	18:55	4	17	21	7-	26	1	0	1	60	6.7
			WSH	9	13:54	1	2	3	0	4	0	0	1	9	11.1
			TOTAL	45	17:55	5	19	24	7-	30	1	0	2	69	7.2
R	**10**	**MARIAN GABORIK**	**NYR**	**35**	**18:40**	**9**	**10**	**19**	**8-**	**8**	**1**	**0**	**4**	**113**	**8.0**
			CBJ	**12**	**18:04**	**3**	**5**	**8**	**5**	**6**	**0**	**0**	**1**	**38**	**7.9**
			TOTAL	**47**	**18:31**	**12**	**15**	**27**	**3-**	**14**	**1**	**0**	**5**	**151**	**7.9**
L	12	SIMON GAGNE	L.A	11	13:45	0	5	5	2	2	0	0	0	20	.0
			PHI	27	14:17	5	6	11	3-	6	2	0	0	56	8.9
			TOTAL	38	14:08	5	11	16	1-	8	2	0	0	76	6.6
R	18	ADAM HALL	T.B	20	10:17	0	4	4	3	23	0	0	0	16	.0
			CAR	6	10:30	0	0	0	2-	0	0	0	0	3	.0
			PHI	11	10:58	0	0	0	1-	0	0	0	0	15	.0
			TOTAL	37	10:31	0	4	4	0	23	0	0	0	34	.0
C	24	JEFF HALPERN	NYR	30	9:09	0	1	1	5-	8	0	0	0	13	.0
			MTL	16	12:06	1	1	2	3-	2	0	0	1	13	7.7
			TOTAL	46	10:11	1	2	3	8-	10	0	0	1	26	3.8
D	40	ROMAN HAMRLIK	WSH	4	15:35	0	1	1	1-	2	0	0	0	2	.0
			NYR	12	10:06	0	0	0	3-	6	0	0	0	5	.0
			TOTAL	16	11:28	0	1	1	4-	8	0	0	0	7	.0

POS	NO.	PLAYER	TEAM	GP	TOI	G	A	PT	+/-	PIM	PP	SH	GW	S	PCTG
C	26	MICHAL HANDZUS	S.J	28	13:32	1	1	2	9-	12	0	0	0	31	3.2
			CHI	11	12:06	1	5	6	7	4	0	0	0	10	10.0
			TOTAL	39	13:08	2	6	8	2-	16	0	0	0	41	4.9
D	27	SCOTT HANNAN	NSH	29	19:29	0	1	1	11-	20	0	0	0	20	.0
			S.J	4	18:16	0	0	0	3-	2	0	0	0	5	.0
			TOTAL	33	19:20	0	1	1	14-	22	0	0	0	25	.0
D	23	KENT HUSKINS	DET	11	15:20	0	0	0	3-	4	0	0	0	2	.0
			PHI	8	16:06	0	1	1	0	0	0	0	0	2	.0
			TOTAL	19	15:39	0	1	1	3-	4	0	0	0	4	.0
R	12	JAROME IGINLA	CGY	31	19:17	9	13	22	7-	22	2	0	2	100	9.0
			PIT	13	17:40	5	6	11	2	9	4	0	1	34	14.7
			TOTAL	44	18:48	14	19	33	5-	31	6	0	3	134	10.4
R	68	JAROMIR JAGR	DAL	34	18:17	14	12	26	5-	20	6	0	2	87	16.1
			BOS	11	18:26	2	7	9	3	2	0	0	2	28	7.1
			TOTAL	45	18:19	16	19	35	2-	22	6	0	4	115	13.9
L	36	JUSSI JOKINEN	CAR	33	15:35	6	5	11	8-	18	2	0	3	61	9.8
			PIT	10	14:55	7	4	11	3	6	1	0	0	13	53.8
			TOTAL	43	15:25	13	9	22	5-	24	3	0	3	74	17.6
G	**49**	**MICHAEL LEIGHTON**	**PHI**	**1**	**59:08**	**0**	**0**	**0**	**0**	**0**	**0**	**0**	**0**	**0**	**.0**
			CBJ	**0**		**0**	**0**	**0**	**0**	**0**	**0**	**0**	**0**	**0**	**.0**
			TOTAL	**1**	**59:08**	**0**	**0**	**0**	**0**	**0**	**0**	**0**	**0**	**0**	**.0**
D	33	JORDAN LEOPOLD	BUF	24	21:08	2	6	8	6-	14	0	0	0	38	5.3
			STL	15	18:22	0	2	2	2-	0	0	0	0	22	.0
			TOTAL	39	20:04	2	8	10	8-	14	0	0	0	60	3.3
C	19	MATTHEW LOMBARDI	PHX	21	14:08	4	4	8	0	4	1	0	1	39	10.3
			ANA	7	13:25	0	0	0	2-	4	0	0	0	5	.0
			TOTAL	28	13:57	4	4	8	2-	8	1	0	1	44	9.1
D	6	BEN LOVEJOY	PIT	3	13:36	0	0	0	2-	0	0	0	0	7	.0
			ANA	32	18:13	0	10	10	6	29	0	0	0	51	.0
			TOTAL	35	17:49	0	10	10	4	29	0	0	0	58	.0
L	28	*LANE MACDERMID	BOS	3	3:34	0	0	0	0	10	0	0	0	1	.0
			DAL	6	5:05	2	0	2	1	9	0	0	0	3	66.7
			TOTAL	9	4:35	2	0	2	1	19	0	0	0	4	50.0
G	35	STEVE MASON	CBJ	13	54:46	0	0	0	0	0	0	0	0	0	.0
			PHI	7	54:00	0	1	1	0	0	0	0	0	0	.0
			TOTAL	20	54:30	0	1	1	0	0	0	0	0	0	.0
R	16	BRIAN MCGRATTAN	NSH	2	6:17	0	0	0	0	0	0	0	0	0	.0
			CGY	19	7:11	3	0	3	4-	49	0	0	1	18	16.7
			TOTAL	21	7:06	3	0	3	4-	49	0	0	1	18	16.7
L	38	FRAZER MCLAREN	S.J	1	6:54	0	0	0	0	0	0	0	0	0	.0
			TOR	35	5:09	3	2	5	0	102	0	0	2	20	15.0
			TOTAL	36	5:12	3	2	5	0	102	0	0	2	20	15.0
D	17	JOHN MOORE	CBJ	17	14:30	0	1	1	5-	2	0	0	0	14	.0
			NYR	13	11:46	1	5	6	9	5	0	0	0	15	6.7
			TOTAL	30	13:19	1	6	7	4	7	0	0	0	29	3.4
L	10	BRENDEN MORROW	DAL	29	14:55	6	5	11	8-	18	1	0	1	31	19.4
			PIT	15	14:44	6	8	14	5	19	1	0	1	24	25.0
			TOTAL	44	14:51	12	13	25	3-	37	2	0	2	55	21.8
D	3	DOUGLAS MURRAY	S.J	29	17:08	0	3	3	8-	26	0	0	0	13	.0
			PIT	14	18:29	1	2	3	1-	9	0	0	0	14	7.1
			TOTAL	43	17:35	1	5	6	9-	35	0	0	0	27	3.7
D	23	RYAN O'BYRNE	COL	34	18:51	1	3	4	8-	54	0	0	0	21	4.8
			TOR	8	17:10	1	1	2	4	6	0	0	0	5	20.0
			TOTAL	42	18:31	2	4	6	4-	60	0	0	0	26	7.7
R	29	JASON POMINVILLE	BUF	37	20:53	10	15	25	1	8	1	1	1	94	10.6
			MIN	10	17:31	4	5	9	0	0	1	0	1	24	16.7
			TOTAL	47	20:10	14	20	34	1	8	2	1	2	118	11.9
L	12	ALEXEI PONIKAROVSKY	WPG	12	11:52	2	0	2	2-	6	0	0	1	10	20.0
			N.J	30	13:40	2	5	7	1	8	0	0	0	41	4.9
			TOTAL	42	13:09	4	5	9	1-	14	0	0	1	51	7.8
C	8	DARROLL POWE	MIN	8	10:13	0	0	0	1	9	0	0	0	5	.0
			NYR	34	8:42	0	0	0	2-	18	0	0	0	18	.0
			TOTAL	42	8:59	0	0	0	1-	27	0	0	0	23	.0
D	6	WADE REDDEN	STL	23	14:59	2	3	5	2-	11	0	0	0	23	8.7
			BOS	6	15:23	1	1	2	0	0	0	0	0	5	20.0
			TOTAL	29	15:04	3	4	7	2-	11	0	0	0	28	10.7
D	44	ROBYN REGEHR	BUF	29	18:39	0	2	2	4-	21	0	0	0	15	.0
			L.A	12	21:16	0	2	2	0	2	0	0	0	12	.0
			TOTAL	41	19:25	0	4	4	4-	23	0	0	0	27	.0

POS	NO.	PLAYER	TEAM	GP	TOI	G	A	PT	+/-	PIM	PP	SH	GW	S	PCTG
C	15	DEREK ROY	DAL	30	18:58	4	18	22	3	4	1	0	1	65	6.2
			VAN	12	17:39	3	3	6	1	2	1	0	0	20	15.0
			TOTAL	42	18:35	7	21	28	4	6	2	0	1	85	8.2
C	27	MIKE RUPP	NYR	8	6:14	0	0	0	3-	12	0	0	0	2	.0
			MIN	32	8:53	1	3	4	1	67	0	0	0	27	3.7
			TOTAL	40	8:21	1	3	4	2-	79	0	0	0	29	3.4
R	73	MICHAEL RYDER	DAL	19	16:22	6	8	14	4	8	2	0	2	42	14.3
			MTL	27	15:49	10	11	21	2-	8	6	0	3	59	16.9
			TOTAL	46	16:02	16	19	35	2	16	8	0	5	101	15.8
C	15	MIKE SANTORELLI	FLA	24	11:05	2	1	3	7-	2	0	0	0	21	9.5
			WPG	10	13:43	0	1	1	5-	0	0	0	0	14	.0
			TOTAL	34	11:51	2	2	4	12-	2	0	0	0	35	5.7
L	29	TOM SESTITO	PHI	7	5:46	2	0	2	1	12	0	0	1	3	66.7
			VAN	23	6:37	1	0	1	3-	53	0	0	0	11	9.1
			TOTAL	30	6:25	3	0	3	2-	65	0	0	1	14	21.4
R	52	JERRED SMITHSON	FLA	35	10:21	2	3	5	4-	10	0	0	0	22	9.1
			EDM	10	11:43	1	0	1	0	2	0	0	0	7	14.3
			TOTAL	45	10:39	3	3	6	4-	12	0	0	0	29	10.3
C	20	DAVID STECKEL	TOR	13	7:04	0	1	1	2-	0	0	0	0	4	.0
			ANA	21	10:37	1	5	6	2	4	0	0	0	19	5.3
			TOTAL	34	9:15	1	6	7	0	4	0	0	0	23	4.3
L	15	STEVE SULLIVAN	PHX	33	14:21	5	7	12	8-	20	2	0	0	48	10.4
			N.J	9	15:15	2	3	5	4-	4	2	0	1	13	15.4
			TOTAL	42	14:33	7	10	17	12-	24	4	0	1	61	11.5
C	27	ERIC TANGRADI	PIT	5	8:32	0	0	0	2	0	0	0	0	4	.0
			WPG	36	10:17	1	3	4	4-	22	0	0	0	44	2.3
			TOTAL	41	10:05	1	3	4	2-	22	0	0	0	48	2.1
L	13	RAFFI TORRES	PHX	28	12:59	5	7	12	1-	13	0	0	0	40	12.5
			S.J	11	13:57	2	4	6	1	4	1	0	0	20	10.0
			TOTAL	39	13:16	7	11	18	0	17	1	0	0	60	11.7
C	24	TOMAS VINCOUR	DAL	15	8:50	2	1	3	0	2	0	0	0	11	18.2
			COL	2	9:03	0	1	1	1-	2	0	0	0	1	.0
			TOTAL	17	8:51	2	2	4	1-	4	0	0	0	12	16.7
L	24	AARON VOLPATTI	VAN	16	7:18	1	0	1	0	28	0	0	0	11	9.1
			WSH	17	9:18	0	1	1	2-	7	0	0	0	10	.0
			TOTAL	33	8:20	1	1	2	2-	35	0	0	0	21	4.8